

Juntos transformemos
Yucatán
GOBIERNO ESTATAL 2018 · 2024

IDEFEEY

INSTITUTO PARA EL DESARROLLO Y
CERTIFICACIÓN DE LA INFRAESTRUCTURA
FÍSICA EDUCATIVA Y ELÉCTRICA DE YUCATÁN

EEFF SEPTIEMBRE 2020


Cuenta Pública 2020
Estado de Situación Financiera
Al 30 de Septiembre de 2020 y 2019
(Pesos)

Ente Público:


Instituto para el Desarrollo y Certificación de la Infraestructura Física Educativa y Eléctrica de Yucatán.

| CONCEPTO | Año | | CONCEPTO | Año | |
|---|-----------------------|-----------------------|--|-----------------------|-----------------------|
| | 2020 | 2019 | | 2020 | 2019 |
| ACTIVO | | | PASIVO | | |
| <i>Activo Circulante</i> | | | <i>Pasivo Circulante</i> | | |
| Efectivo y Equivalentes | 98,592,537.06 | 47,065,798.50 | Cuentas por Pagar a Corto Plazo | 7,675,108.57 | 3,046,764.72 |
| Derechos a Recibir Efectivo o Equivalentes | 715,156.97 | 22,434,912.93 | Documentos por Pagar a Corto Plazo | - | - |
| Derechos a Recibir Bienes o Servicios | 23,074,067.11 | 23,261,201.80 | Porción a Corto Plazo de la Deuda Pública a Largo Plazo | - | - |
| Inventarios | 0 | 0 | Títulos y Valores a Corto Plazo | - | - |
| Almacenes | 923,342.68 | 945,057.88 | Pasivos Diferidos a Corto Plazo | - | - |
| Estimación por Pérdida o Deterioro de Activos Circulantes | 0.00 | 0.00 | Fondos y Bienes de Terceros en Garantía y/o Administración a Corto | 387,289,046.98 | 736,103,603.72 |
| Otros Activos Circulantes | 97,022,435.58 | 437,631,310.21 | Provisiones a Corto Plazo | - | - |
| Total de Activos Circulantes | 220,327,539.40 | 531,338,281.32 | Otros Pasivos a Corto Plazo | - | - |
| <i>Activo No Circulante</i> | | | Total de Pasivos Circulantes | 394,964,155.55 | 739,150,368.44 |
| Inversiones Financieras a Largo Plazo | 0 | 0 | <i>Pasivo No Circulante</i> | - | - |
| Derechos a Recibir Efectivo o Equivalentes a Largo Plazo | 0 | 0 | Cuentas por Pagar a Largo Plazo | - | - |
| Bienes Inmuebles, Infraestructura y Construcciones en Proceso | 346,691,590.91 | 140,311,456.42 | Documentos por Pagar a Largo Plazo | - | - |
| Bienes Muebles | 6,342,866.51 | 5,147,257.51 | Deuda Pública a Largo Plazo | - | - |
| Activos Intangibles | 590,616.09 | 590,616.09 | Pasivos Diferidos a Largo Plazo | - | - |
| Depreciación, Deterioro y Amortización Acumulada de Bienes | -4,791,346.38 | -3,948,999.05 | Fondos y Bienes de Terceros en Garantía y/o en Administración a | - | - |
| Activos Diferidos | - | - | Provisiones a Largo Plazo | - | - |
| Estimación por Pérdida o Deterioro de Activos no Circulantes | 0 | 0 | Total de Pasivos No Circulantes | - | - |
| Otros Activos no Circulantes | 822,699.01 | 15,443,276.02 | TOTAL DEL PASIVO | 394,964,155.55 | 739,150,368.44 |
| Total de Activos No Circulantes | 349,656,426.14 | 157,543,606.99 | HACIENDA PÚBLICA/ PATRIMONIO | | |
| TOTAL DEL ACTIVO | 569,983,965.54 | 688,881,888.31 | <i>Hacienda Pública/Patrimonio Contribuido</i> | 12,710,265.42 | 12,006,941.49 |
| | | | Aportaciones | 12,710,265.42 | 12,006,941.49 |
| | | | Donaciones de Capital | - | - |
| | | | Actualización de la Hacienda Pública / Patrimonio | - | - |
| | | | <i>Hacienda Pública/Patrimonio Generado</i> | 162,309,544.57 | -62,275,421.62 |
| | | | Resultados del Ejercicio (Ahorro / Desahorro) | 154,219,176.88 | 49,806,752.98 |
| | | | Resultados de Ejercicios Anteriores | 46,074,915.03 | -93,658,611.08 |
| | | | Revalúos | - | - |
| | | | Reservas | - | - |
| | | | Rectificaciones de Resultados de Ejercicios Anteriores | -37,984,547.34 | -18,423,563.52 |
| | | | <i>Exceso o Insuficiencia en la Actualización de la Hacienda</i> | - | - |
| | | | Resultado por Posición Monetaria | - | - |
| | | | Resultado por Tenencia de Activos no Monetarios | - | - |
| | | | Total Hacienda Pública/ Patrimonio | 175,019,809.99 | -50,268,480.13 |
| | | | TOTAL DEL PASIVO Y HACIENDA PÚBLICA / PATRIMONIO | 569,983,965.54 | 688,881,888.31 |

Bajo protesta de decir verdad declaramos que los Estados Financieros y sus Notas son razonablemente correctos y responsabilidad del emisor


C. Luis Jorge Montalvo Duarte
Director General


C.P. Francisco Javier Aguilar Uc
Director de Administración


C.P. Karen Eunice Morales Andrade
Jefe de Contabilidad y Administración

Cuenta Pública 2020
Estado de Actividades
Del 1° de Septiembre al 30 de Septiembre de 2020 y 2019
(Pesos)

Ente Público:

Instituto para el Desarrollo y Certificación de la Infraestructura Física Educativa y Eléctrica de Yucatán.

| Concepto | 2020 | 2019 | Concepto | 2020 | 2019 |
|--|----------------------|----------------------|---|----------------------|----------------------|
| INGRESOS Y OTROS BENEFICIOS | | | GASTOS Y OTRAS PÉRDIDAS | | |
| Ingresos de la Gestión | 33,049.71 | 43,742.64 | Gastos de Funcionamiento | 3,165,264.86 | 2,809,691.50 |
| Impuestos | 0 | 0.00 | Servicios Personales | 2,258,031.85 | 1,695,815.38 |
| Cuotas y Aportaciones de Seguridad Social | 0 | 0 | Materiales y Suministros | 445,280.55 | 422,947.29 |
| Contribuciones de Mejoras | 0 | 0 | Servicios Generales | 461,952.46 | 690,928.83 |
| Derechos | 0 | 0 | Transferencias, Asignaciones, Subsidios y Otras Ayudas | 0 | 0 |
| Productos de Tipo Corriente | 33,049.71 | 43,742.64 | Transferencias Internas y Asignaciones al Sector Público | 0 | 0 |
| Aprovechamientos de Tipo Corriente | 0.00 | 0.00 | Transferencias al Resto del Sector Público | 0 | 0 |
| Ingresos por Venta de Bienes y Servicios | 0 | 0 | Subsidios y Subvenciones | 0 | 0 |
| Ingresos no Comprendidos en las Fracciones de la Ley de Ingresos Causados en Ejercicios Fiscales Anteriores Pendientes de Liquidación o Pago | 0 | 0 | Ayudas Sociales | 0 | 0 |
| Participaciones, Aportaciones, Transferencias, Asignaciones, Subsidios y Otras Ayudas | 50,357,168.31 | 41,510,261.57 | Pensiones y Jubilaciones | 0 | 0 |
| Participaciones y Aportaciones | | 2,190,000.00 | Transferencias a Fideicomisos, Mandatos y Contratos Análogos | 0 | 0 |
| Transferencias, Asignaciones, Subsidios y Otras ayudas | 50,357,168.31 | 39,320,261.57 | Transferencias a la Seguridad Social | 0 | 0 |
| Otros Ingresos y Beneficios | 44,213.69 | 338,749.80 | Donativos | 0 | 0 |
| Ingresos Financieros | 0.00 | 0.00 | Transferencias al Exterior | 0 | 0 |
| Incremento por Variación de Inventarios | 0.00 | 0.00 | Participaciones y Aportaciones | 0.00 | 0.00 |
| Disminución del Exceso de Estimaciones por Pérdida o Deterioro u Obsolescencia | 0.00 | 0.00 | Participaciones | 0 | 0 |
| Disminución del Exceso de Provisiones | 0.00 | 0.00 | Aportaciones | 0 | 0 |
| Otros Ingresos y Beneficios Varios | 44,213.69 | 338,749.80 | Convenios | 0.00 | 0.00 |
| Total de Ingresos y Otros Beneficios | 50,434,431.71 | 41,892,754.01 | Intereses, Comisiones y Otros Gastos de la Deuda Pública | 0 | 0 |
| | | | Intereses de la Deuda Pública | 0 | 0 |
| | | | Comisiones de la Deuda Pública | 0 | 0 |
| | | | Gastos de la Deuda Pública | 0 | 0 |
| | | | Costo por Coberturas | 0 | 0 |
| | | | Apoyos Financieros | 0 | 0 |
| | | | Otros Gastos y Pérdidas | -509,226.73 | 89,006.31 |
| | | | Estimaciones, Depreciaciones, Deterioros, Obsolescencia y Amortizaciones | -509,251.09 | 89,006.31 |
| | | | Provisiones | 0 | 0 |
| | | | Disminución de Inventarios | 0 | 0 |
| | | | Aumento por Insuficiencia de Estimaciones por Pérdida o Deterioro y Obsolescencia | 0 | 0 |
| | | | Aumento por Insuficiencia de Provisiones | 0 | 0 |
| | | | Otros Gastos | 24.36 | 0.00 |
| | | | Inversión Pública | 4,274,063.81 | 2,650,423.01 |
| | | | Inversión Pública no Capitalizable | 4,274,063.81 | 2,650,423.01 |
| | | | Total de Gastos y Otras Pérdidas | 6,930,101.94 | 5,549,120.82 |
| | | | Resultados del Ejercicio (Ahorro/Desahorro) | 43,504,329.77 | 36,343,633.19 |

Bajo protesta de decir verdad declaramos que los Estados Financieros y sus Notas son razonablemente correctos y responsabilidad del emisor


C. Luis Jorge Montalvo Duarte
Director General


C.P. Francisco Javier Aguilar Uc
Director de Administración


C.P. Karen Eunice Morales Andrade
Jefe de Contabilidad y Administración


Cuenta Pública 2020
Estado de Actividades
Del 1° de Enero al 30 de Septiembre de 2020 y 2019
(Pesos)

Ente Público: Instituto para el Desarrollo y Certificación de la Infraestructura Física Educativa y Eléctrica de Yucatán.

| Concepto | 2020 | 2019 | Concepto | 2020 | 2019 |
|--|-----------------------|-----------------------|---|-----------------------|-----------------------|
| INGRESOS Y OTROS BENEFICIOS | | | GASTOS Y OTRAS PÉRDIDAS | | |
| Ingresos de la Gestión | 196,949.59 | 153,182.99 | Gastos de Funcionamiento | 25,903,390.57 | 22,978,997.21 |
| Impuestos | 0.00 | 0.00 | Servicios Personales | 18,276,589.41 | 15,423,170.30 |
| Cuotas y Aportaciones de Seguridad Social | 0 | 0.00 | Materiales y Suministros | 3,776,115.83 | 4,520,081.11 |
| Contribuciones de Mejoras | 0 | 0.00 | Servicios Generales | 3,850,685.33 | 3,035,745.80 |
| Derechos | 0 | 0.00 | Transferencias, Asignaciones, Subsidios y Otras Ayudas | 0 | 0 |
| Productos de Tipo Corriente | 196,949.59 | 153,182.99 | Transferencias Internas y Asignaciones al Sector Público | 0 | 0 |
| Aprovechamientos de Tipo Corriente | 0.00 | 0.00 | Transferencias al Resto del Sector Público | 0 | 0 |
| Ingresos por Venta de Bienes y Servicios | 0 | 0.00 | Subsidios y Subvenciones | 0 | 0 |
| Ingresos no Comprendidos en las Fracciones de la Ley de Ingresos Causados en Ejercicios Fiscales Anteriores Pendientes de Liquidación o Pago | 0 | 0.00 | Ayudas Sociales | 0 | 0 |
| Participaciones, Aportaciones, Transferencias, Asignaciones, Subsidios y Otras Ayudas | 204,229,211.58 | 162,919,494.11 | Pensiones y Jubilaciones | 0 | 0 |
| Participaciones y Aportaciones | 0.00 | 10,368,119.00 | Transferencias a Fideicomisos, Mandatos y Contratos Análogos | 0 | 0 |
| Transferencias, Asignaciones, Subsidios y Otras ayudas | 204,229,211.58 | 152,551,375.11 | Transferencias a la Seguridad Social | 0 | 0 |
| Otros Ingresos y Beneficios | 2,349,789.00 | 1,198,108.88 | Donativos | 0 | 0 |
| Ingresos Financieros | 0.00 | 0.00 | Transferencias al Exterior | 0 | 0 |
| Incremento por Variación de Inventarios | 0 | 0 | Participaciones y Aportaciones | 0.00 | 805,690.06 |
| Disminución del Exceso de Estimaciones por Pérdida o Deterioro u Obsolescencia | 0 | 0 | Participaciones | 0 | 0 |
| Disminución del Exceso de Provisiones | 0 | 0 | Aportaciones | 0 | 0 |
| Otros Ingresos y Beneficios Varios | 2,349,789.00 | 1,198,108.88 | Convenios | 0.00 | 805,690.06 |
| Total de Ingresos y Otros Beneficios | 206,775,950.17 | 164,270,785.98 | Intereses, Comisiones y Otros Gastos de la Deuda Pública | 0 | 0 |
| | | | Intereses de la Deuda Pública | 0 | 0 |
| | | | Comisiones de la Deuda Pública | 0 | 0 |
| | | | Gastos de la Deuda Pública | 0 | 0 |
| | | | Costo por Coberturas | 0 | 0 |
| | | | Apoyos Financieros | 0 | 0 |
| | | | Otros Gastos y Pérdidas | 577,023.72 | 649,815.85 |
| | | | Extraordinarias | | |
| | | | Estimaciones, Depreciaciones, Deterioros, Obsolescencia y Amortizaciones | 574,431.23 | 649,798.45 |
| | | | Provisiones | 0 | 0 |
| | | | Disminución de Inventarios | 0 | 0 |
| | | | Aumento por Insuficiencia de Estimaciones por Pérdida o Deterioro y Obsolescencia | 0 | 0 |
| | | | Aumento por Insuficiencia de Provisiones | 0 | 0 |
| | | | Otros Gastos | 2,592.49 | 17.40 |
| | | | Inversión Pública | 26,076,359.00 | 90,029,529.88 |
| | | | Inversión Pública no Capitalizable | 26,076,359.00 | 90,029,529.88 |
| | | | Total de Gastos y Otras Pérdidas | 52,556,773.29 | 114,464,033.00 |
| | | | Resultados del Ejercicio | 154,219,176.88 | 49,806,752.98 |

Bajo protesta de decir verdad declaramos que los Estados Financieros y sus Notas son razonablemente correctos y responsabilidad del emisor


C. Luis Jorge Montalvo Duarte
Director General


C.P. Francisco Javier Aguilar Uc
Director de Administración


C.P. Karen Eunice Morales Andrade
Jefe de Contabilidad y Administración

Cuenta Pública 2020
Estado de Variación en la Hacienda Pública
Del 1° de Enero al 30 de Septiembre 2020
(pesos)


Ente Público:

Instituto para el Desarrollo y Certificación de la Infraestructura Física Educativa y Eléctrica de Yucatán.

| Concepto | Hacienda Pública/Patrimonio Contribuido | Hacienda Pública/Patrimonio Generado de Ejercicios Anteriores | Hacienda Pública/Patrimonio Generado del Ejercicio | Exceso o Insuficiencia en la Actualización de la Hacienda Pública / Patrimonio | TOTAL |
|--|---|---|--|--|-----------------------|
| Hacienda Pública / Patrimonio Contribuido Neto de 2019 | 12,006,941.49 | - | - | - | 12,006,941.49 |
| Aportaciones | 12,006,941.49 | | | | 12,006,941.49 |
| Donaciones de Capital | | | | | - |
| Actualización de la Hacienda Pública/Patrimonio | | | | | - |
| Hacienda Pública / Patrimonio Generado Neto de 2019 | - | 126,352,540.81 | 135,682,933.48 | - | 9,330,392.67 |
| Resultados del Ejercicio (Ahorro/Desahorro) | | | 135,682,933.48 | | 135,682,933.48 |
| Resultados de Ejercicios Anteriores | | 93,624,914.93 | | | 93,624,914.93 |
| Revalúos | | | | | - |
| Reservas | | | | | - |
| Rectificaciones de Resultados de Ejercicios Anteriores | | 32,727,625.88 | | | 32,727,625.88 |
| Exceso o Insuficiencia en la Actualización de la Hacienda Pública / Patrimonio Neto de 2019 | | | | | |
| Resultado por Posición Monetaria | | | | | |
| Resultado por Tenencia de Activos no Monetarios | | | | | |
| Hacienda Pública / Patrimonio Neto Final de 2019 | 12,006,941.49 | 126,352,540.81 | 135,682,933.48 | - | 21,337,334.16 |
| Cambios en la Hacienda Pública/Patrimonio Neto del Ejercicio 2020 | 703,323.93 | - | - | - | 703,323.93 |
| Aportaciones | 703,323.93 | | | | 703,323.93 |
| Donaciones de Capital | | | | | - |
| Actualización de la Hacienda Pública/Patrimonio | | | | | - |
| Variaciones de la Hacienda Pública / Patrimonio Generado Neto de 2020 | - | 139,699,829.96 | 13,279,321.94 | - | 152,979,151.90 |
| Resultados del Ejercicio (Ahorro/Desahorro) | | | 154,219,176.88 | | 154,219,176.88 |
| Resultados de Ejercicios Anteriores | | 139,699,829.96 | 135,682,933.48 | | 4,016,896.48 |
| Revalúos | | | | | - |
| Reservas | | | | | - |
| Rectificaciones de Resultados de Ejercicios Anteriores | | | 5,256,921.46 | | 5,256,921.46 |
| Cambios en el Exceso o Insuficiencia en la Actualización de la Hacienda Pública / Patrimonio Neto de 2020 | | | | | |
| Resultado por Posición Monetaria | | | | | |
| Resultado por Tenencia de Activos no Monetarios | | | | | |
| Hacienda Pública / Patrimonio Neto Final de 2019 | 12,710,265.42 | 13,347,289.15 | 148,962,255.42 | - | 175,019,809.99 |

Bajo protesta de decir verdad declaramos que los Estados Financieros y sus Notas son razonablemente correctos y responsabilidad del emisor


C. Luis Jorge Montalvo Duarte
Director General


C.P. Francisco Javier Aguilar Uc
Director de Administración


C.P. Karen Eunice Morales Andrade
Jefe de Contabilidad y Administración


Cuenta Pública 2020
Estado de Cambios en la Situación Financiera
Al 30 de Septiembre de 2020
(Pesos)


Ente Público:


Instituto para el Desarrollo y Certificación de la Infraestructura Física Educativa y Eléctrica de Yucatán.

| Concepto | Origen | Aplicación | Concepto | Origen | Aplicación |
|---|---------------|----------------|--|----------------|---------------|
| ACTIVO | 33,990,382.27 | 125,310,731.80 | PASIVO | - | 62,362,126.30 |
| Activo Circulante | 33,412,218.24 | 20,967,802.65 | Pasivo Circulante | - | 62,362,126.30 |
| Efectivo y Equivalentes | | 9,843,796.17 | Cuentas por Pagar a Corto Plazo | | 28,393,882.33 |
| Derechos a Recibir Efectivo o Equivalentes | | 540,144.79 | Documentos por Pagar a Corto Plazo | | |
| Derechos a Recibir Bienes o Servicios | | 10,583,861.69 | Porción a Corto Plazo de la Deuda Pública a Largo Plazo | | |
| Inventarios | | | Títulos y Valores a Corto Plazo | | |
| Almacenes | | | Pasivos Diferidos a Corto Plazo | | 33,968,243.97 |
| Estimación por Pérdida o Deterioro de Activos Circulantes | | | Fondos y Bienes de Terceros en Garantía y/o Administración a Corto Plazo | | |
| Otros Activos Circulantes | 33,412,218.24 | | Provisiones a Corto Plazo | | |
| Activo No Circulante | 578,164.03 | 104,342,929.15 | Otros Pasivos a Corto Plazo | | |
| Inversiones Financieras a Largo Plazo | | | <i>Pasivo No Circulante</i> | - | - |
| Derechos a Recibir Efectivo o Equivalentes a Largo Plazo | | | Cuentas por Pagar a Largo Plazo | | |
| Bienes Inmuebles, Infraestructura y Construcciones en Proceso | | 103,255,472.43 | Documentos por Pagar a Largo Plazo | | |
| Bienes Muebles | | 1,087,456.72 | Deuda Pública a Largo Plazo | | |
| Activos Intangibles | | | Pasivos Diferidos a Largo Plazo | | |
| Depreciación, Deterioro y Amortización Acumulada de Bienes | 578,164.03 | | Fondos y Bienes de Terceros en Garantía y/o en Administración a Largo Plazo | | |
| Activos Diferidos | | | Provisiones a Largo Plazo | | |
| Estimación por Pérdida o Deterioro de Activos no Circulantes | | | | | |
| Otros Activos no Circulantes | | | HACIENDA PÚBLICA/ PATRIMONIO | 158,939,397.29 | 5,256,921.46 |
| | | | Hacienda Pública/Patrimonio Contribuido | 703,323.93 | - |
| | | | Aportaciones | 703,323.93 | |
| | | | Donaciones de Capital | | |
| | | | Actualización de la Hacienda Pública / Patrimonio | | |
| | | | Hacienda Pública/Patrimonio Generado | 158,236,073.36 | 5,256,921.46 |
| | | | Resultados del Ejercicio (Ahorro / Desahorro) | 18,536,243.40 | - |
| | | | Resultados de Ejercicios Anteriores | 139,699,829.96 | - |
| | | | Revalúos | | |
| | | | Reservas | | |
| | | | Rectificaciones de Resultados de Ejercicios Anteriores | | 5,256,921.46 |
| | | | Exceso o Insuficiencia en la Actualización de la Hacienda Pública/Patrimonio | - | - |
| | | | Resultado por Posición Monetaria | | |
| | | | Resultado por Tenencia de Activos no Monetarios | | |

Bajo protesta de decir verdad declaramos que los Estados Financieros y sus Notas son razonablemente correctos y responsabilidad del emisor


C. Luis Jorge Montalvo Duarte
Director General


C.P. Francisco Javier Aguilar Uc
Director de Administración


C.P. Karen Eunice Morales Andrade
Jefe de Confabilidad y Administración

Cuenta Pública 2020
Estado de Flujos de Efectivo
al 30 de Septiembre de 2020 y 2019
(Pesos)


Ente Público:

Instituto para el Desarrollo y Certificación de la Infraestructura Física Educativa de Yucatán

| Concepto | 2020 | 2019 | Concepto | 2020 | 2019 |
|--|-----------------------|-----------------------|--|------------------------|------------------------|
| Flujos de Efectivo de las Actividades de Operación | | | Flujos de Efectivo de las Actividades de Inversión | | |
| Origen | 206,307,203.17 | 142,014,044.71 | Origen | 0.00 | 0.00 |
| Impuestos | 0.00 | 0.00 | Bienes Inmuebles, Infraestructura y Construcciones en Proceso | 0.00 | 0.00 |
| Cuotas y Aportaciones de Seguridad Social | 0.00 | 0.00 | Bienes Muebles | 0.00 | 0.00 |
| Contribuciones de mejoras | 0.00 | 0.00 | Otros Orígenes de Inversión | 0.00 | 0.00 |
| Derechos | 0.00 | 0.00 | | | |
| Productos de Tipo Corriente | 196,949.59 | 153,182.99 | Aplicación | 134,800,810.97 | 151,835,436.70 |
| Aprovechamientos de Tipo Corriente | 0.00 | 0.00 | Bienes Inmuebles, Infraestructura y Construcciones en Proceso | 0.00 | 0.00 |
| Ingresos por Venta de Bienes y Servicios | 2,346,789.00 | 1,191,108.88 | Bienes Muebles | 25,799.97 | 37,997.00 |
| Ingresos no Comprendidos en las Fracciones de la Ley de Ingresos Causados en Ejercicios Fiscales Anteriores Pendientes de Liquidación o Pago | 0.00 | 0.00 | Otras Aplicaciones de Inversión | 134,775,011.00 | 151,797,439.70 |
| Participaciones y Aportaciones | 0.00 | 10,368,119.00 | | | |
| Transferencias, Asignaciones y Subsidios y Otras ayudas | 203,763,464.58 | 130,301,633.84 | Flujos Netos de Efectivo por Actividades de Inversión | -134,800,810.97 | -151,835,436.70 |
| Otros Orígenes de Operación | 0.00 | 0.00 | | | |
| Aplicación | 61,662,596.03 | 48,886,171.46 | Flujo de Efectivo de las Actividades de Financiamiento | | |
| Servicios Personales | 18,191,388.88 | 15,264,373.18 | Origen | 0.00 | 0.00 |
| Materiales y Suministros | 3,776,115.80 | 4,068,703.25 | Endeudamiento Neto | 0.00 | 0.00 |
| Servicios Generales | 3,766,491.52 | 2,906,572.16 | Interno | 0.00 | 0.00 |
| Transferencias Internas y Asignaciones al Sector Público | 0.00 | 0.00 | Externo | 0.00 | 0.00 |
| Transferencias al resto del Sector Público | 0.00 | 0.00 | Disminución de Activos Financieros | 0.00 | 0.00 |
| Subsidios y Subvenciones | 0.00 | 0.00 | Incremento de Otros Pasivos | 0.00 | 0.00 |
| Ayudas Sociales | 0.00 | 0.00 | | | |
| Pensiones y Jubilaciones | 0.00 | 0.00 | Aplicación | 0.00 | 0.00 |
| Transferencias a Fideicomisos, Mandatos y Contratos Análogos | 0.00 | 0.00 | Servicios de la Deuda | 0.00 | 0.00 |
| Transferencias a la Seguridad Social | 0.00 | 0.00 | Interno | 0.00 | 0.00 |
| Donativos | 0.00 | 0.00 | Externo | 0.00 | 0.00 |
| Transferencias al Exterior | 0.00 | 0.00 | Incremento de Activos Financieros | 0.00 | 0.00 |
| Participaciones | 0.00 | 0.00 | Disminución de Otros Pasivos | 0.00 | 0.00 |
| Aportaciones | 0.00 | 0.00 | | | |
| Convenios | 0.00 | 957,573.04 | Flujos netos de Efectivo por Actividades de Financiamiento | 0.00 | 0.00 |
| Otros Aplicaciones de Operación | 35,928,599.83 | 25,688,949.83 | | | |
| Flujos Netos de Efectivo por Actividades de Operación | 144,644,607.14 | 93,127,873.25 | Incremento/Disminución Neta en el Efectivo y Equivalentes al Efectivo | 9,843,796.17 | -58,707,563.45 |
| | | | Efectivo y Equivalentes al Efectivo al inicio del Ejercicio | 88,748,740.89 | 105,773,361.95 |
| | | | Efectivo y Equivalentes al Efectivo al final del Ejercicio | 98,592,537.06 | 47,065,798.50 |


C. Luis Jorge Montalvo Duarte
Director General del IDEFEY


C.P. Francisco Javier Aguilar Uc
Director de Administración del IDEFEY


C.P. Karen Eunice Morales Andrade
Jefe de Contabilidad y Administración


Cuenta Pública 2020
Estado Analítico del Activo
Del 1° de Septiembre al 30 de Septiembre de 2020
(Pesos)

Ente Público:

Instituto para el Desarrollo y Certificación de la Infraestructura Física Educativa y Eléctrica de Yucatán.

| Concepto | Saldo Inicial 1 | Cargos del Periodo 2 | Abonos del Periodo 3 | Saldo Final 4 = (1+2-3) | Variación del Periodo (4-1) |
|---|-----------------------|-------------------------|-------------------------|----------------------------|--------------------------------|
| ACTIVO | | | | | |
| Activo Circulante | 245,015,880.02 | 113,511,410.16 | 138,199,750.78 | 220,327,539.40 - | 24,688,340.62 |
| Efectivo y Equivalentes | 77,674,313.71 | 51,679,254.37 | 30,761,031.02 | 98,592,537.06 | 20,918,223.35 |
| Derechos a Recibir Efectivo o Equivalentes | 732,040.10 | 50,385,168.31 | 50,402,051.44 | 715,156.97 - | 16,883.13 |
| Derechos a Recibir Bienes o Servicios | 21,407,133.48 | 10,786,827.87 | 9,119,894.24 | 23,074,067.11 | 1,666,933.63 |
| Inventarios | - | - | - | - | - |
| Almacenes | 923,342.68 | - | - | 923,342.68 | - |
| Estimación por Pérdida o Deterioro de Activos Circulantes | - | - | - | - | - |
| Otros Activos Circulantes | 144,279,050.05 | 660,159.61 | 47,916,774.08 | 97,022,435.58 - | 47,256,614.47 |
| Activo No Circulante | 325,498,981.93 | 25,546,281.29 | 1,388,837.08 | 349,656,426.14 | 24,157,444.21 |
| Inversiones Financieras a Largo Plazo | - | - | - | - | - |
| Derechos a Recibir Efectivo o Equivalentes a Largo Plazo | - | - | - | - | - |
| Bienes Inmuebles, Infraestructura y Construcciones en Proceso | 323,165,051.79 | 24,845,788.97 | 1,319,249.85 | 346,691,590.91 | 23,526,539.12 |
| Bienes Muebles | 6,342,866.51 | - | - | 6,342,866.51 | - |
| Activos Intangibles | 590,616.09 | - | - | 590,616.09 | - |
| Depreciación, Deterioro y Amortización Acumulada de Bienes | 5,422,251.47 | 700,492.32 | 69,587.23 - | 4,791,346.38 | 630,905.09 |
| Activos Diferidos | - | - | - | - | - |
| Estimación por Pérdida o Deterioro de Activos no Circulantes | - | - | - | - | - |
| Otros Activos no Circulantes | 822,699.01 | - | - | 822,699.01 | - |
| TOTAL DEL ACTIVO | 570,514,861.95 | 139,057,691.45 | 139,588,587.86 | 569,983,965.54 - | 530,896.41 |

Bajo protesta de decir verdad declaramos que los Estados Financieros y sus Notas son razonablemente correctos y responsabilidad del emisor



C. Luis Jorge Montalvo Duarte
Director General



C.P. Francisco Javier Aguilar Uc
Director de Administración



C.P. Karen Eunice Morales Andrade
Jefe de Contabilidad y Administración


Cuenta Pública 2020
Estado Analítico del Activo
Del 1o Enero al 30 de Septiembre de 2020
(Pesos)

Ente Público:

Instituto para el Desarrollo y Certificación de la Infraestructura Física Educativa y Eléctrica de Yucatán.

| Concepto | Saldo Inicial 1 | Cargos del Periodo 2 | Abonos del Periodo 3 | Saldo Final 4 =(1+2-3) | Variación del Periodo (4-1) |
|---|-----------------------|-------------------------|-------------------------|---------------------------|--------------------------------|
| ACTIVO | | | | | |
| Activo Circulante | 232,771,954.99 | 489,603,522.22 | 502,047,937.81 | 220,327,539.40 - | 12,444,415.59 |
| Efectivo y Equivalentes | 88,748,740.89 | 229,714,913.55 | 219,871,117.38 | 98,592,537.06 | 9,843,796.17 |
| Derechos a Recibir Efectivo o Equivalentes | 175,012.18 | 205,635,286.58 | 205,095,141.79 | 715,156.97 | 540,144.79 |
| Derechos a Recibir Bienes o Servicios | 12,490,205.42 | 39,746,103.70 | 29,162,242.01 | 23,074,067.11 | 10,583,861.69 |
| Inventarios | - | - | - | - | - |
| Almacenes | 923,342.68 | - | - | 923,342.68 | - |
| Estimación por Pérdida o Deterioro de Activos Circulantes | - | - | - | - | - |
| Otros Activos Circulantes | 130,434,653.82 | 14,507,218.39 | 47,919,436.63 | 97,022,435.58 - | 33,412,218.24 |
| Activo No Circulante | 245,891,661.02 | 112,990,101.13 | 9,225,336.01 | 349,656,426.14 | 103,764,765.12 |
| Inversiones Financieras a Largo Plazo | - | - | - | - | - |
| Derechos a Recibir Efectivo o Equivalentes a Largo Plazo | - | - | - | - | - |
| Bienes Inmuebles, Infraestructura y Construcciones en Proceso | 243,436,118.48 | 111,326,747.19 | 8,071,274.76 | 346,691,590.91 | 103,255,472.43 |
| Bienes Muebles | 5,255,409.79 | 1,087,456.72 | - | 6,342,866.51 | 1,087,456.72 |
| Activos Intangibles | 590,616.09 | - | - | 590,616.09 | - |
| Depreciación, Deterioro y Amortización Acumulada de Bienes | 4,213,182.35 | 575,897.22 | 1,154,061.25 - | 4,791,346.38 - | 578,164.03 |
| Activos Diferidos | - | - | - | - | - |
| Estimación por Pérdida o Deterioro de Activos no Circulantes | - | - | - | - | - |
| Otros Activos no Circulantes | 822,699.01 | - | - | 822,699.01 | - |
| TOTAL DEL ACTIVO | 478,663,616.01 | 602,593,623.35 | 511,273,273.82 | 569,983,965.54 | 91,320,349.53 |

Bajo protesta de decir verdad declaramos que los Estados Financieros y sus Notas son razonablemente correctos y responsabilidad del emisor


C. Luis Jorge Montalvo Duarte
Director General


C.P. Francisco Javier Aguilar Uc
Director de Administración


C.P. Karen Eunice Morales Andrade
Jefe de Contabilidad y Administración


Cuenta Pública 2020
Estado Analítico de la Deuda y Otros Pasivos
Del 1o de Septiembre al 30 de Septiembre de 2020
(Pesos)

Ente Público: Instituto para el Desarrollo y Certificación de la Infraestructura Física Educativa y Eléctrica de Yucatán.

| Denominación de las Deudas | Moneda de Contratación | Institución o País Acreedor | Saldo Inicial del Periodo | Saldo Final del Periodo |
|--|------------------------|-----------------------------|---------------------------|-------------------------|
| DEUDA PÚBLICA | | | | |
| Corto Plazo | | | | |
| Deuda Interna | | | | |
| Instituciones de Crédito | | | 0 | 0 |
| Títulos y Valores | | | 0 | 0 |
| Arrendamientos Financieros | | | 0 | 0 |
| Deuda Externa | | | | |
| Organismos Financieros Internacionales | | | 0 | 0 |
| Deuda Bilateral | | | 0 | 0 |
| Títulos y Valores | | | 0 | 0 |
| Arrendamientos Financieros | | | 0 | 0 |
| Subtotal a Corto Plazo | | | 0 | 0 |
| Largo Plazo | | | | |
| Deuda Interna | | | | |
| Instituciones de Crédito | | | 0 | 0 |
| Títulos y Valores | | | 0 | 0 |
| Arrendamientos Financieros | | | 0 | 0 |
| Deuda Externa | | | | |
| Organismos Financieros Internacionales | | | 0 | 0 |
| Deuda Bilateral | | | 0 | 0 |
| Títulos y Valores | | | 0 | 0 |
| Arrendamientos Financieros | | | 0 | 0 |
| Subtotal a Largo Plazo | | | 0 | 0 |
| Otros Pasivos | | | 438,058,323.17 | 394,964,155.55 |
| Total Deuda y Otros Pasivos | | | 438,058,323.17 | 394,964,155.55 |

Bajo protesta de decir verdad declaramos que los Estados Financieros y sus Notas son razonablemente correctos y responsabilidad del emisor


C. Luis Jorge Montalvo Duarte
Director General


C.P. Francisco Javier Aguilar Uc
Director de Administración


C.P. Karen Eunice Morales Andrade
Jefe de Contabilidad y Administración

Cuenta Pública 2020
Estado Analítico de la Deuda y Otros Pasivos
Del 1o de Enero al 30 de Septiembre de 2020
(Pesos)

Ente Público: Instituto para el Desarrollo y Certificación de la Infraestructura Física Educativa y Eléctrica de Yucatán.

| Denominación de las Deudas | Moneda de Contratación | Institución o País Acreedor | Saldo Inicial del Periodo | Saldo Final del Periodo |
|--|------------------------|--------------------------------|---------------------------|-------------------------|
| DEUDA PÚBLICA | | | | |
| Corto Plazo | | | | |
| Deuda Interna | | | 0 | 0 |
| Instituciones de Crédito | | | 0 | 0 |
| Títulos y Valores | | | 0 | 0 |
| Arrendamientos Financieros | | | 0 | 0 |
| Deuda Externa | | | 0 | 0 |
| Organismos Financieros Internacionales | | | 0 | 0 |
| Deuda Bilateral | | | 0 | 0 |
| Títulos y Valores | | | 0 | 0 |
| Arrendamientos Financieros | | | 0 | 0 |
| Subtotal a Corto Plazo | | | 0 | 0 |
| Largo Plazo | | | | |
| Deuda Interna | | | 0 | 0 |
| Instituciones de Crédito | | | 0 | 0 |
| Títulos y Valores | | | 0 | 0 |
| Arrendamientos Financieros | | | 0 | 0 |
| Deuda Externa | | | 0 | 0 |
| Organismos Financieros Internacionales | | | 0 | 0 |
| Deuda Bilateral | | | 0 | 0 |
| Títulos y Valores | | | 0 | 0 |
| Arrendamientos Financieros | | | 0 | 0 |
| Subtotal a Largo Plazo | | | 0 | 0 |
| Otros Pasivos | | | 457,326,281.85 | 394,964,155.55 |
| Total Deuda y Otros Pasivos | | | 457,326,281.85 | 394,964,155.55 |

Bajo protesta de decir verdad declaramos que los Estados Financieros y sus Notas son razonablemente correctos y responsabilidad del emisor



C. Luis Jorge Montalvo Duarte
Director General



C.P. Francisco Javier Aguilar Uc
Director de Administración



C.P. Karen Eunice Morales Andrade
Jefe de Contabilidad y Administración

Cuenta Pública 2020
Informe de Pasivos Contingentes
Al 30 de Septiembre de 2020

Ente Público: Instituto para el Desarrollo y Certificación de la Infraestructura Física Educativa y Eléctrica de Yucatán

ESTE INSTITUTO NO CUENTA CON PASIVOS CONTINGENTES, POR LO TANTO NO APLICA PRESENTAR INFORMACIÓN ALGUNA.

Bajo protesta de decir verdad declaramos que los Estados Financieros y sus notas, son razonablemente correctos y son responsabilidad del emisor



C. Luis Jorge Monreal Duarte
Director General



C.P. Francisco Javier Aguilar Uc
Director de Administración



C.P. Karen Eunice Morales Andrade
Jefe de Contabilidad y Administración

Cuenta Pública 2020

Notas a los Estados Financieros

Al 30 de Septiembre de 2020

(Pesos)

Ente Público: INSTITUTO PARA EL DESARROLLO Y CERTIFICACION DE LA INFRAESTRUCTURA FISICA EDUCATIVA Y ELECTRICA DE YUCATAN

Con el propósito de dar cumplimiento a los artículos 46 y 49 de la Ley General de Contabilidad Gubernamental, los entes públicos deberán acompañar notas a los estados financieros cuyos rubros así lo requieran teniendo presente los postulados de revelación suficiente e importancia relativa con la finalidad, que la información sea de mayor utilidad para los usuarios.

A continuación se presentan los tres tipos de notas que acompañan a los estados, a saber:

- a) Notas de desglose;
- b) Notas de memoria (cuentas de orden), y
- c) Notas de gestión administrativa.

a) NOTAS DE DESGLOSE

I) NOTAS AL ESTADO DE SITUACIÓN FINANCIERA

Activo

1. Efectivo y Equivalentes

El efectivo y equivalentes de la entidad se encuentra integrado por tres fondos fijos y las cuentas bancarias al 30 de Septiembre de 2020, ascienden a la cantidad de \$ 98,592,537.06 como sigue:

| Cuenta | Nombre | Saldos | | Iniciales | | Saldos | | Actual |
|----------------------|---|---------------|-----------|---------------|---------------|---------------|-----------|--------|
| | | Deudor | Acreeedor | Cargos | Abonos | Deudor | Acreeedor | |
| '1110-0000-0000-0000 | Efectivo y Equivalentes | 77,674,313.71 | | 51,679,254.37 | 30,761,031.02 | 98,592,537.06 | | |
| '1111-0000-0000-0000 | Efectivo | 18,000.00 | | 0 | 0 | 18,000.00 | | |
| '1111-0002-0000-0000 | Fondo Fijo Administración | 7,000.00 | | 0 | 0 | 7,000.00 | | |
| '1111-0003-0000-0000 | Fondo Fijo Servicios Generales | 7,000.00 | | 0 | 0 | 7,000.00 | | |
| '1111-0005-0000-0000 | Fondo Fijo Gts Fam Potenciado | 4,000.00 | | 0 | 0 | 4,000.00 | | |
| '1112-0000-0000-0000 | Bancos / Tesoreria | 76,275,585.37 | | 50,988,582.42 | 30,044,247.51 | 97,219,920.28 | | |
| '1112-2012-0000-0000 | Programas 2012 | 0.28 | | 0 | 0 | 0.28 | | |
| '1112-2268-0000-0000 | #2268 Sep-CFE 2012 Interacciones | 0.28 | | 0 | 0 | 0.28 | | |
| '1112-2015-0000-0000 | Programas 2015 | 1,392.29 | | 31374.28 | 29,067.51 | 3,699.06 | | |
| '1112-0870-0000-0000 | #0870 IDEFEY Gtos de Sup Fam Potenciado Santander | 1,392.29 | | 31374.28 | 29,067.51 | 3,699.06 | | |
| '1112-2019-0000-0000 | Programas 2019 | 923,832.30 | | 1,689.99 | 0 | 925,522.29 | | |
| '1112-1174-0000-0000 | #1174 PACTEN 2019 | 289,047.35 | | 528.76 | 0 | 289,576.11 | | |
| '1112-1882-0000-0000 | #1882 Recursos de Años Anteriores Banamex | 612,323.65 | | 1,120.14 | 0 | 613,443.79 | | |

Cuenta Pública 2020

Notas a los Estados Financieros

Al 30 de Septiembre de 2020

(Pesos)

Ente Público: INSTITUTO PARA EL DESARROLLO Y CERTIFICACION DE LA INFRAESTRUCTURA FISICA EDUCATIVA Y ELECTRICA DE YUCATAN

| | | | | | | | |
|----------------------|--|---------------|--|---------------|---------------|---------------|--|
| 0000 | | | | | | | |
| '1112-1905-0000-0000 | #1905 Expansion de la Educ Inicial Bmx | 18,316.38 | | 33.51 | 0 | 18,349.89 | |
| '1112-6051-0000-0000 | # 6051 Mtto. Emerg Expansión de la Edu Inic 2019 | 4,144.92 | | 7.58 | 0 | 4,152.50 | |
| '1112-2020-0000-0000 | Programas 2020 | 74,854,879.41 | | 50,164,790.73 | 28,893,522.31 | 96,126,147.83 | |
| '1112-0411-0000-0000 | #0411 Univ Tec Metropolitana IEPAC 2020 | 0.00 | | 2,601,830.35 | 0 | 2,601,830.35 | |
| '1112-0627-0000-0000 | #0627 Univ Tec Poniente Fam Superior 2020 | 644,397.67 | | 135,395.95 | 0.00 | 779,793.62 | |
| '1112-1093-0000-0000 | #1093 Univ La Uno Fam Superior 2020 | 10,793,653.61 | | 1563927.28 | 5,472,453.23 | 6885127.66 | |
| '1112-1383-0000-0000 | #1383 Pacten 2019-2020 | 15.35 | | 0 | 0 | 15.35 | |
| '1112-1388-0000-0000 | #1388 Escuelas de Tiempo Completo 2020 | 6763315.61 | | 281.80 | 0 | 6,763,597.41 | |
| '1112-1412-0000-0000 | #1412 Univ Tec Met Fam Superior 2020 | 13665581.51 | | 1,955,296.74 | 0 | 15,620,878.25 | |
| '1112-1461-0000-0000 | #1461 Exp de la Educ Inicial 2020 | 2,750,000.00 | | 110.17 | 458,245.35 | 2,291,864.82 | |
| '1112-2472-0000-0000 | #2472 Pacten 2019-2020 Normal Dzidzantún | 117809.12 | | 0.00 | 117,000.00 | 809.12 | |
| '1112-3753-0000-0000 | #3753 Fafef 2020 Electrificación | 3959658.75 | | 1,000,910.34 | 3969430.69 | 991,138.40 | |
| '1112-3986-0000-0000 | #3986 Remanente Fam Basica 2020 | 0.00 | | 23,000,560.94 | 0 | 23,000,560.94 | |
| '1112-4001-0000-0000 | #4001 Fam Media Superior 2020 | 0.00 | | 5,077,910.69 | 1.00 | 5,077,909.69 | |
| '1112-5268-0000-0000 | #5268 Univ Politecnica Yuc Fam Superior 2020 | 14,715,856.19 | | 1986101.39 | 0.00 | 16,701,957.58 | |
| '1112-5472-0000-0000 | #5472 Univ Tec del Centro Fam Superior 2020 | 644,813.84 | | 135,396.05 | 0 | 780,209.89 | |
| '1112-6078-0000-0000 | #6078 Participaciones Federales 2020 | 1,474,545.07 | | 2,734,759.39 | 2,863,105.66 | 1,346,198.80 | |
| '1112-6205-0000-0000 | #6205 Incay PSV Mérida-Tetiz | 6,771,544.59 | | 237.10 | 1,555,895.74 | 5,215,885.95 | |
| '1112-6717-0000-0000 | #6717 Tec Tizimin Fam Superior 2020 | 4,117,026.80 | | 550838.34 | 0 | 4,667,865.14 | |
| '1112-9136-0000-0000 | #9136 Fam Basica 2020 | 8,436,661.30 | | 9,421,234.20 | 14,457,390.64 | 3,400,504.86 | |
| '1112-4000-0000-0000 | Gastos Cuenta Corriente | 495,481.09 | | 790,727.42 | 1,121,657.69 | 164,550.82 | |
| '1112-2025-0000-0000 | #2025 Gasto Corriente 2009 Inverlat | 20,093.80 | | 0.84 | 0.00 | 20,094.64 | |
| '1112-3498-0000-0000 | #3498 Recursos Propios 2020 | 163,156.90 | | 242,955.25 | 354,014.49 | 52,097.66 | |
| '1112-5703-0000-0000 | #5703 Gastos Corriente 2009 Santander | 236,586.40 | | 547,628.56 | 767,643.20 | 16,571.76 | |

Cuenta Pública 2020

Notas a los Estados Financieros

Al 30 de Septiembre de 2020

(Pesos)

Ente Público: INSTITUTO PARA EL DESARROLLO Y CERTIFICACION DE LA INFRAESTRUCTURA FISICA EDUCATIVA Y ELECTRICA DE YUCATAN

| | | | | | | | |
|----------------------|--|--------------|--|------------|------------|--------------|--|
| 0000 | | | | | | | |
| '1112-8756-0000-0000 | #38756 Gto Corriente Bmex | 75,643.99 | | 142.77 | 0.00 | 75,786.76 | |
| '1116-0000-0000-0000 | Depositos de Fondos de Terceros | 1,380,728.34 | | 690,671.95 | 716,783.51 | 1,354,616.78 | |
| '1116-2321-0000-0000 | #2321 IDEFEY Fam Potenciado 2015 Santander | 1,380,728.34 | | 690,671.95 | 716,783.51 | 1,354,616.78 | |

Cada una de las cuentas tiene una afectación específica para fondos y programas estatales o federales, el nombre de la cuenta indica el concepto para el cual se utiliza. Las cuentas federales son cuentas de inversión que generan intereses, las cuentas estatales como la de gasto corriente, si generan intereses.

Todas las cuentas son utilizadas en el corto plazo durante un año de calendario o antes o hasta que se ejerza todo el recurso.

2. y 3. Derechos a recibir Efectivo y Equivalentes y Bienes o Servicios a Recibir

Los saldos de estos rubros son de \$715,156.97 y \$ 23,074,067.11 al 30 de Septiembre de 2020.

| Cuenta | Nombre | Saldos Iniciales | | Cargos | Abonos | Saldos Actual es | |
|----------------------|---|------------------|------------|---------------|---------------|------------------|------------|
| | | Deudor | Acree do r | | | Deudor | Acree do r |
| '1120-0000-0000-0000 | Derechos a Recibir Efectivo o Equivalentes | 732,040.10 | | 50,385,168.31 | 50,402,051.44 | 715,156.97 | |
| '1122-0000-0000-0000 | Cuentas por cobrar a Corto Plazo | 688,614.00 | | 50,357,168.31 | 50,373,651.44 | 672,130.87 | |
| '1122-0006-0000-0000 | Transferencias por Recibir Cuenta Corriente | 688,614.00 | | 2,924,579.19 | 2,972,436.19 | 640,757.00 | |
| '1122-0006-3498-0000 | #3498 Recursos Propios 2020 GC | 513,604.00 | | 195,097.00 | 242,954.00 | 465,747.00 | |
| '1122-0006-8756-0000 | #38756 Gto Corriente Bmex | 175,010.00 | | 0.00 | 0.00 | 175,010.00 | |
| '1122-0015-0000-0000 | Transferencias por Recibir Programas 2020 | 0.00 | | 47,432,589.12 | 47,401,215.25 | 31,373.87 | |
| '1122-0015-2321-0000 | #2321 Fam Potenciado | 0.00 | | 31,373.87 | 0.00 | 31,373.87 | |
| '1123-0000-0000-0000 | Deudores por Cobrar a Corto Plazo | 43,400.96 | | 28,000.00 | 28,400.00 | 43,000.96 | |
| '1123-0009-2000-0000 | Otros Deudores Diversos | 43,400.96 | | 28,000.00 | 28,400.00 | 43,000.96 | |
| '1123-0009-0040-0000 | CLAUDIA LORENA VALENCIA CAMARA | 33,000.00 | | 0.00 | 0.00 | 33,000.00 | |
| '1123-0009-0043-0000 | David Alfonso Chacon Yam | 0.96 | | 0.00 | 0.00 | 0.96 | |
| '1123-0009-0049-0000 | Pedro de Jesus Couoh Rivero | 10,000.00 | | 0.00 | 0.00 | 10,000.00 | |
| '1124-0000-0000-0000 | Contribuciones por Recuperar a Corto Plazo | 25.14 | | 0.00 | 0.00 | 25.14 | |
| '1124-0000-1000-0000 | Anticipo de Impuestos | 25.14 | | 0.00 | 0.00 | 25.14 | |

Cuenta Pública 2020

Notas a los Estados Financieros

Al 30 de Septiembre de 2020

(Pesos)

Ente Público: INSTITUTO PARA EL DESARROLLO Y CERTIFICACION DE LA INFRAESTRUCTURA FISICA EDUCATIVA Y ELECTRICA DE YUCATAN

| Cuenta | Nombre | Saldos | | Iniciales Acreeador | Saldos | | Actual Acreeador |
|----------------------|---|---------------|--|------------------------|---------------|--------------|---------------------|
| | | Deudor | | | Cargos | Abonos | |
| '1130-0000-0000-0000 | Derechos a Recibir Bienes o Servicios | 21,407,133.48 | | | 10,786,827.87 | 9,119,894.24 | 23,074,067.11 |
| '1134-0000-0000-0000 | Anticipo a Contratistas | 21,407,133.48 | | | 10,786,827.87 | 9,119,894.24 | 23,074,067.11 |
| '1134-1093-0000-0000 | #1093 Fam Superior | 0.00 | | | 4,679,334.61 | 0.00 | 4,679,334.61 |
| '1134-1093-2011-7000 | IDE-20-OP-LO-170 | 0.00 | | | 4,679,334.61 | 0.00 | 4,679,334.61 |
| '1134-1166-0000-0000 | #1166 Fam Media Superior 2019 Bmx | -0.03 | | | 0.00 | 0.00 | -0.03 |
| '1134-1166-1920-0100 | IDE-19-OP-LP-044 | -0.02 | | | 0.00 | 0.00 | -0.02 |
| '1134-1166-1920-0300 | IDE-19-OP-LP-046 | -0.01 | | | 0.00 | 0.00 | -0.01 |
| '1134-1174-0000-0000 | #1174 PACTEN 2019 | 0.01 | | | 0.00 | 0.00 | 0.01 |
| '1134-1174-1930-0200 | IO-931037999-ES-2019 | 0.01 | | | 0.00 | 0.00 | 0.01 |
| '1134-1377-0000-0000 | #1377 Fam Superior 2019 Banamex | -0.03 | | | 0.00 | 0.00 | -0.03 |
| '1134-1377-1930-0100 | IDE-19-OP-LP-032 | -0.01 | | | 0.00 | 0.00 | -0.01 |
| '1134-1377-1930-0800 | IDE-19-OP-LP-048 | -0.02 | | | 0.00 | 0.00 | -0.02 |
| '1134-1516-0000-0000 | #1516 Remanente FAM BASICA 2019 Santander | 0.01 | | | 0.00 | 0.00 | 0.01 |
| '1134-1516-1910-6400 | IDE-19-OP-LP-043-B | 0.01 | | | 0.00 | 0.00 | 0.01 |
| '1134-1516-1911-2400 | IDE-19-OP-LP-077-A | 0.01 | | | 0.00 | 0.00 | 0.01 |
| '1134-1516-1911-2500 | IDE-19-OP-LP-077-B | -0.01 | | | 0.00 | 0.00 | -0.01 |
| '1134-1516-1911-2800 | IDE-19-OP-LP-078-C | -0.01 | | | 0.00 | 0.00 | -0.01 |
| '1134-1516-1911-3100 | IDE-19-OP-LP-081 | -0.01 | | | 0.00 | 0.00 | -0.01 |
| '1134-1516-1911-3400 | IDE-19-OP-LP-084 | 0.01 | | | 0.00 | 0.00 | 0.01 |
| '1134-1516-1911-5400 | IDE-19-OP-LP-094 | 0.02 | | | 0.00 | 0.00 | 0.02 |
| '1134-1516-1911-6600 | IDE-19-OP-LP-102 | 0.01 | | | 0.00 | 0.00 | 0.01 |
| '1134-1516-1911-8000 | IDE-19-OP-DIRECTA-006 | -0.01 | | | 0.00 | 0.00 | -0.01 |
| '1134-1516-1911-8300 | IDE-19-OP-DIRECTA-009 | -0.01 | | | 0.00 | 0.00 | -0.01 |

Cuenta Pública 2020

Notas a los Estados Financieros

Al 30 de Septiembre de 2020

(Pesos)

Ente Público: INSTITUTO PARA EL DESARROLLO Y CERTIFICACION DE LA INFRAESTRUCTURA FISICA EDUCATIVA Y ELECTRICA DE YUCATAN

| | | | | | |
|----------------------|--|--------------|------|--------------|------------|
| '1134-1905-0000-0000 | #1905 Expansion de la Educ Inicial Bmx | 0.01 | 0.00 | 0.00 | 0.01 |
| '1134-1905-1911-6900 | LO-931037999-E18-2019 | 0.01 | 0.00 | 0.00 | 0.01 |
| '1134-1905-1911-7300 | LO-931037999-E21-2019 | -0.01 | 0.00 | 0.00 | -0.01 |
| '1134-1905-1911-7500 | IO-931037999-E22-2019-B | 0.01 | 0.00 | 0.00 | 0.01 |
| '1134-3753-0000-9000 | #3753 Fafet 2020 Electrificacion | 2,078,844.48 | 0.00 | 1,654,901.37 | 423,943.11 |
| '1134-3753-2010-4500 | IDE-20-OP-LP-ELE-045 | 2,078,844.48 | 0.00 | 1,654,901.37 | 423,943.11 |
| '1134-3894-0000-0000 | #3894 Fam Basica 2019 Santander | -0.25 | 0.00 | 0.00 | -0.25 |
| '1134-3894-1910-0100 | IDE-19-OP-LP-001 | -0.01 | 0.00 | 0.00 | -0.01 |
| '1134-3894-1910-1200 | IDE-19-OP-LP-008 | -0.01 | 0.00 | 0.00 | -0.01 |
| '1134-3894-1910-1700 | IDE-19-OP-LP-011-A | 0.01 | 0.00 | 0.00 | 0.01 |
| '1134-3894-1910-1900 | IDE-19-OP-LP-012 | 0.01 | 0.00 | 0.00 | 0.01 |
| '1134-3894-1910-2600 | IDE-19-OP-LP-017 | -0.02 | 0.00 | 0.00 | -0.02 |
| '1134-3894-1910-2700 | IDE-19-OP-LP-018-A | -0.02 | 0.00 | 0.00 | -0.02 |
| '1134-3894-1910-3100 | IDE-19-OP-LP-020-B | -0.02 | 0.00 | 0.00 | -0.02 |
| '1134-3894-1910-3400 | IDE-19-OP-LP-022 | 0.01 | 0.00 | 0.00 | 0.01 |
| '1134-3894-1910-3600 | IDE-19-OP-LP-023-B | -0.01 | 0.00 | 0.00 | -0.01 |
| '1134-3894-1910-4100 | IDE-19-OP-LP-027 | 0.01 | 0.00 | 0.00 | 0.01 |
| '1134-3894-1910-4300 | IDE-19-OP-LP-029 | -0.02 | 0.00 | 0.00 | -0.02 |
| '1134-3894-1910-4500 | IDE-19-OP-LP-031 | -0.01 | 0.00 | 0.00 | -0.01 |
| '1134-3894-1910-5100 | IDE-19-OP-I3P-001 | -0.01 | 0.00 | 0.00 | -0.01 |
| '1134-3894-1910-5300 | IDE-19-OP-LP-033-B | -0.01 | 0.00 | 0.00 | -0.01 |
| '1134-3894-1910-5400 | IDE-19-OP-LP-034 | -0.02 | 0.00 | 0.00 | -0.02 |
| '1134-3894-1910-5600 | IDE-19-OP-LP-035-B | 0.01 | 0.00 | 0.00 | 0.01 |
| '1134-3894-1910-5800 | IDE-19-OP-LP-037 | -0.01 | 0.00 | 0.00 | -0.01 |
| '1134-3894-1910- | IDE-19-OP-LP-039 | 0.01 | 0.00 | 0.00 | 0.01 |

Cuenta Pública 2020

Notas a los Estados Financieros

Al 30 de Septiembre de 2020

(Pesos)

Ente Público: INSTITUTO PARA EL DESARROLLO Y CERTIFICACION DE LA INFRAESTRUCTURA FISICA EDUCATIVA Y ELECTRICA DE YUCATAN

| | | | | | | |
|----------------------|-----------------------------------|-------|--------------|------|--------------|--|
| 5900 | | | | | | |
| '1134-3894-1910-6200 | IDE-19-OP-LP-042 | -0.01 | 0.00 | 0.00 | -0.01 | |
| '1134-3894-1910-7800 | IDE-19-OP-LP-055-B | -0.01 | 0.00 | 0.00 | -0.01 | |
| '1134-3894-1910-9000 | IDE-19-OP-LP-063-B | 0.01 | 0.00 | 0.00 | 0.01 | |
| '1134-3894-1910-9100 | IDE-19-OP-LP-064-A | -0.01 | 0.00 | 0.00 | -0.01 | |
| '1134-3894-1910-9200 | IDE-19-OP-LP-064-B | -0.02 | 0.00 | 0.00 | -0.02 | |
| '1134-3894-1910-9400 | IDE-19-OP-LP-065-B | -0.01 | 0.00 | 0.00 | -0.01 | |
| '1134-3894-1910-9700 | IDE-19-OP-LP-066-B | 0.01 | 0.00 | 0.00 | 0.01 | |
| '1134-3894-1910-9900 | IDE-19-OP-LP-067 | -0.01 | 0.00 | 0.00 | -0.01 | |
| '1134-3894-1911-0000 | IDE-19-OP-LP-069-A | -0.01 | 0.00 | 0.00 | -0.01 | |
| '1134-3894-1911-0200 | IDE-19-OP-LP-070-A | -0.01 | 0.00 | 0.00 | -0.01 | |
| '1134-3894-1911-0600 | IDE-19-OP-LP-072-B | -0.01 | 0.00 | 0.00 | -0.01 | |
| '1134-3894-1911-0700 | IDE-19-OP-LP-072-C | -0.01 | 0.00 | 0.00 | -0.01 | |
| '1134-3894-1911-0800 | IDE-19-OP-LP-072-D | -0.01 | 0.00 | 0.00 | -0.01 | |
| '1134-3894-1911-1300 | IDE-19-OP-LP-074-C | -0.02 | 0.00 | 0.00 | -0.02 | |
| '1134-3894-1911-4200 | IDE-19-OP-LP-088-B | -0.02 | 0.00 | 0.00 | -0.02 | |
| '1134-3894-1911-4300 | IDE-19-OP-LP-088-C | -0.01 | 0.00 | 0.00 | -0.01 | |
| '1134-3894-1911-4500 | IDE-19-OP-089-B | -0.01 | 0.00 | 0.00 | -0.01 | |
| '1134-3894-1911-6000 | IDE-19-OP-LP-098-B | 0.02 | 0.00 | 0.00 | 0.02 | |
| '1134-3894-1911-6500 | IDE-19-OP-LP-101 | -0.02 | 0.00 | 0.00 | -0.02 | |
| '1134-3894-1911-6700 | IDE-19-OP-LP-103-A | 0.01 | 0.00 | 0.00 | 0.01 | |
| '1134-3894-1912-0700 | IDE-19-OP-DIRECTA-031 | 0.01 | 0.00 | 0.00 | 0.01 | |
| '1134-3986-0000-0000 | #3986 Remanentes Fam Basica 20120 | 0.00 | 3,476,690.04 | 0.00 | 3,476,690.04 | |
| '1134-3986-2011-7200 | IDE-20-OP-LP-172 | 0.00 | 2,081,862.51 | 0.00 | 2,081,862.51 | |
| '1134-3986-2011-7300 | IDE-20-OP-LP-173 | 0.00 | 1,394,827.53 | 0.00 | 1,394,827.53 | |

Cuenta Pública 2020

Notas a los Estados Financieros

Al 30 de Septiembre de 2020

(Pesos)

Ente Público: INSTITUTO PARA EL DESARROLLO Y CERTIFICACION DE LA INFRAESTRUCTURA FISICA EDUCATIVA Y ELECTRICA DE YUCATAN

| | | | | | |
|----------------------|--|---------------|--------------|--------------|---------------|
| '1134-4001-0000-0000 | #4001 Fam Media Sup 2020 | 0.00 | 1,130,730.83 | 0.00 | 1,130,730.83 |
| '1134-4001-2011-7900 | IDE-20-OP-LP-179 | 0.00 | 281,993.16 | 0.00 | 281,993.16 |
| '1134-4001-2011-8200 | IDE-20-OP-LP-182 | 0.00 | 848,737.67 | 0.00 | 848,737.67 |
| '1134-4032-0000-0000 | #4032 IDEFEY FAM Media Superior 2018 Santander | -0.03 | 0.00 | 0.00 | -0.03 |
| '1134-4032-1820-0700 | IDE-18-OP-I3P-003 | -0.01 | 0.00 | 0.00 | -0.01 |
| '1134-4032-1820-0800 | IDE-18-OP-I3P-004 | -0.01 | 0.00 | 0.00 | -0.01 |
| '1134-4032-1820-0900 | IDE-18-OP-I3P-005 | -0.01 | 0.00 | 0.00 | -0.01 |
| '1134-6187-0000-0000 | #6187 IDEFEY FAM Superior 2018 UNO Santander | -0.05 | 0.00 | 0.00 | -0.05 |
| '1134-6187-1830-0500 | IDE-18-OP-021 | -0.05 | 0.00 | 0.00 | -0.05 |
| '1134-6205-0000-0000 | #6205 INCAY | 2,815,231.83 | 0.00 | 666,812.46 | 2,148,419.37 |
| '1134-6205-2010-8200 | IDE-20-OP-LP-ELE-082 | 2,815,231.83 | 0.00 | 666,812.46 | 2,148,419.37 |
| '1134-6990-0000-0000 | #6990 IDEFEY FAM Basica 2018 | -0.04 | 0.00 | 0.00 | -0.04 |
| '1134-6990-1810-4100 | IDE-18-OP-007 | -0.04 | 0.00 | 0.00 | -0.04 |
| '1134-9136-0000-0000 | #9136Fam Basica 2020 | 15,243,089.52 | 1,500,072.39 | 5,528,212.36 | 11,214,949.55 |
| '1134-9136-2010-0800 | IDE-20-OP-LP-008 | 38,053.57 | 0.00 | 0.00 | 38,053.57 |
| '1134-9136-2010-0900 | IDE-20-OP-LP-009 | 189,731.95 | 0.00 | 99,688.86 | 90,043.09 |
| '1134-9136-2010-1000 | IDE-20-OP-LP-010 | 86,152.49 | 0.00 | 47,886.24 | 38,266.25 |
| '1134-9136-2010-1100 | IDE-20-OP-LP-011 | 23,882.75 | 0.00 | 23,882.73 | 0.02 |
| '1134-9136-2010-1300 | IDE-20-OP-LP-013 | 172,771.06 | 0.00 | 160,508.70 | 12,262.36 |
| '1134-9136-2010-1400 | IDE-20-OP-LP-014 | 8,044.98 | 0.00 | 8,044.99 | -0.01 |
| '1134-9136-2010-2000 | IDE-20-OP-LP-020 | 120,839.76 | 0.00 | 120,839.78 | -0.02 |
| '1134-9136-2010-2100 | IDE-20-OP-LP-021 | 145,578.44 | 0.00 | 145,578.45 | -0.01 |
| '1134-9136-2010-2500 | IDE-20-OP-LP-025 | 4,706.69 | 0.00 | 1,129.97 | 3,576.72 |
| '1134-9136-2010-2600 | IDE-20-OP-LP-026 | 8,335.55 | 0.00 | 0.00 | 8,335.55 |
| '1134-9136-2010- | IDE-20-OP-LP-027 | 60,516.55 | 0.00 | 32,317.25 | 28,199.30 |

Cuenta Pública 2020

Notas a los Estados Financieros

Al 30 de Septiembre de 2020

(Pesos)

Ente Público: INSTITUTO PARA EL DESARROLLO Y CERTIFICACION DE LA INFRAESTRUCTURA FISICA EDUCATIVA Y ELECTRICA DE YUCATAN

| | | | | | | |
|----------------------|------------------|------------|--|------|------------|------------|
| 2700 | | | | | | |
| '1134-9136-2010-2800 | IDE-20-OP-LP-028 | 46,677.17 | | 0.00 | 0.00 | 46,677.17 |
| '1134-9136-2010-2900 | IDE-20-OP-LP-029 | 119,016.76 | | 0.00 | 46,836.58 | 72,180.18 |
| '1134-9136-2010-3200 | IDE-20-OP-LP-032 | 109,038.14 | | 0.00 | 41,321.79 | 67,716.35 |
| '1134-9136-2010-3300 | IDE-20-OP-LP-033 | 105,886.77 | | 0.00 | 17,662.32 | 88,224.45 |
| '1134-9136-2010-3400 | IDE-20-OP-LP-034 | 54,602.11 | | 0.00 | 54,602.10 | 0.01 |
| '1134-9136-2010-3500 | IDE-20-OP-LP-035 | 100,295.85 | | 0.00 | 79,029.05 | 21,266.80 |
| '1134-9136-2010-3600 | IDE-20-OP-LP-036 | 85,418.81 | | 0.00 | 85,418.82 | -0.01 |
| '1134-9136-2010-3900 | IDE-20-OP-LP-039 | 172,341.40 | | 0.00 | 97,431.01 | 74,910.39 |
| '1134-9136-2010-4000 | IDE-20-OP-LP-040 | 172,333.69 | | 0.00 | 90,993.31 | 81,340.38 |
| '1134-9136-2010-4100 | IDE-20-OP-LP-041 | 158,397.09 | | 0.00 | 158,397.10 | -0.01 |
| '1134-9136-2010-4200 | IDE-20-OP-LP-042 | 145,035.64 | | 0.00 | 0.00 | 145,035.64 |
| '1134-9136-2010-4300 | IDE-20-OP-LP-043 | 155,804.84 | | 0.00 | 155,804.83 | 0.01 |
| '1134-9136-2010-4700 | IDE-20-OP-LP-047 | 168,163.52 | | 0.00 | 85,008.03 | 83,155.49 |
| '1134-9136-2010-4800 | IDE-20-OP-LP-048 | 132,170.30 | | 0.00 | 0.00 | 132,170.30 |
| '1134-9136-2010-4900 | IDE-20-OP-LP-049 | 142,026.85 | | 0.00 | 0.00 | 142,026.85 |
| '1134-9136-2010-5000 | IDE-20-OP-LP-050 | 92,149.33 | | 0.00 | 0.00 | 92,149.33 |
| '1134-9136-2010-5100 | IDE-20-OP-LP-051 | 247,068.43 | | 0.00 | 96,400.34 | 150,668.09 |
| '1134-9136-2010-5200 | IDE-20-OP-LP-052 | 103,799.52 | | 0.00 | 0.00 | 103,799.52 |
| '1134-9136-2010-5300 | IDE-20-OP-LP-053 | 149,629.88 | | 0.00 | 53,138.49 | 96,491.39 |
| '1134-9136-2010-5400 | IDE-20-OP-LP-054 | 148,403.92 | | 0.00 | 49,439.94 | 98,963.98 |
| '1134-9136-2010-5500 | IDE-20-OP-LP-055 | 69,823.42 | | 0.00 | 31,185.53 | 38,637.89 |
| '1134-9136-2010-5600 | IDE-20-OP-LP-056 | 89,154.60 | | 0.00 | 0.00 | 89,154.60 |
| '1134-9136-2010-5900 | IDE-20-OP-LP-059 | 549,888.31 | | 0.00 | 279,103.09 | 270,785.22 |
| '1134-9136-2010-6000 | IDE-20-OP-LP-060 | 166,130.23 | | 0.00 | 0.00 | 166,130.23 |

Cuenta Pública 2020

Notas a los Estados Financieros

Al 30 de Septiembre de 2020

(Pesos)

Ente Público: INSTITUTO PARA EL DESARROLLO Y CERTIFICACION DE LA INFRAESTRUCTURA FISICA EDUCATIVA Y ELECTRICA DE YUCATAN

| | | | | | | |
|----------------------|------------------|------------|--|------|------------|------------|
| '1134-9136-2010-6100 | IDE-20-OP-LP-061 | 290,982.50 | | 0.00 | 54,409.25 | 236,573.25 |
| '1134-9136-2010-6200 | IDE-20-OP-LP-062 | 293,834.69 | | 0.00 | 0.00 | 293,834.69 |
| '1134-9136-2010-6300 | IDE-20-OP-LP-063 | 72,929.69 | | 0.00 | 29,085.71 | 43,843.98 |
| '1134-9136-2010-6400 | IDE-20-OP-LP-064 | 139,923.03 | | 0.00 | 58,398.86 | 81,524.17 |
| '1134-9136-2010-6500 | IDE-20-OP-LP-065 | 138,500.82 | | 0.00 | 58,726.29 | 79,774.53 |
| '1134-9136-2010-6600 | IDE-20-OP-LP-066 | 83,264.15 | | 0.00 | 0.00 | 83,264.15 |
| '1134-9136-2010-6700 | IDE-20-OP-LP-067 | 95,362.23 | | 0.00 | 0.00 | 95,362.23 |
| '1134-9136-2010-6800 | IDE-20-OP-LP-068 | 65,952.09 | | 0.00 | 0.00 | 65,952.09 |
| '1134-9136-2010-6900 | IDE-20-OP-LP-069 | 169,497.03 | | 0.00 | 35,040.10 | 134,456.93 |
| '1134-9136-2010-7000 | IDE-20-OP-LP-070 | 164,655.69 | | 0.00 | 0.00 | 164,655.69 |
| '1134-9136-2010-7200 | IDE-20-OP-LP-072 | 602,304.06 | | 0.00 | 276,108.42 | 326,195.64 |
| '1134-9136-2010-7300 | IDE-20-OP-LP-073 | 144,524.48 | | 0.00 | 0.00 | 144,524.48 |
| '1134-9136-2010-7400 | IDE-20-OP-LP-074 | 105,780.72 | | 0.00 | 31,447.73 | 74,332.99 |
| '1134-9136-2010-7500 | IDE-20-OP-LP-075 | 178,140.13 | | 0.00 | 126,401.87 | 51,738.26 |
| '1134-9136-2010-7600 | IDE-20-OP-LP-176 | 99,743.76 | | 0.00 | 99,743.76 | 0.00 |
| '1134-9136-2010-7700 | IDE-20-OP-LP-077 | 143,985.52 | | 0.00 | 27,767.80 | 116,217.72 |
| '1134-9136-2010-7800 | IDE-20-OP-LP-078 | 298,676.02 | | 0.00 | 42,802.04 | 255,873.98 |
| '1134-9136-2010-7900 | IDE-20-OP-LP-079 | 141,097.76 | | 0.00 | 53,146.74 | 87,951.02 |
| '1134-9136-2010-8000 | IDE-20-OP-LP-080 | 242,970.65 | | 0.00 | 64,866.42 | 178,104.23 |
| '1134-9136-2010-8400 | IDE-20-OP-LP-084 | 144,004.57 | | 0.00 | 66,999.42 | 77,005.15 |
| '1134-9136-2010-8500 | IDE-20-OP-LP-085 | 183,893.96 | | 0.00 | 78,081.70 | 105,812.26 |
| '1134-9136-2010-8600 | IDE-20-OP-LP-086 | 170,691.71 | | 0.00 | 63,736.70 | 106,955.01 |
| '1134-9136-2010-8700 | IDE-20-OP-LP-087 | 152,101.57 | | 0.00 | 28,183.21 | 123,918.36 |
| '1134-9136-2010-8800 | IDE-20-OP-LP-088 | 269,775.54 | | 0.00 | 66,470.88 | 203,304.66 |
| '1134-9136-2010- | IDE-20-OP-LP-089 | 215,992.91 | | 0.00 | 69,212.03 | 146,780.88 |

Cuenta Pública 2020

Notas a los Estados Financieros

Al 30 de Septiembre de 2020

(Pesos)

Ente Público: INSTITUTO PARA EL DESARROLLO Y CERTIFICACION DE LA INFRAESTRUCTURA FISICA EDUCATIVA Y ELECTRICA DE YUCATAN

| | | | | | | | |
|----------------------|------------------|------------|--|------------|------------|------------|--|
| 8900 | | | | | | | |
| '1134-9136-2010-9000 | IDE-20-OP-LP-090 | 242,905.61 | | 0.00 | 0.00 | 242,905.61 | |
| '1134-9136-2010-9100 | IDE-20-OP-LP-091 | 151,023.43 | | 0.00 | 53,923.21 | 97,100.22 | |
| '1134-9136-2010-9200 | IDE-20-OP-LP-092 | 142,826.71 | | 0.00 | 75,877.89 | 66,948.82 | |
| '1134-9136-2010-9300 | IDE-20-OP-LP-093 | 256,306.51 | | 0.00 | 0.00 | 256,306.51 | |
| '1134-9136-2010-9400 | IDE-20-OP-LP-094 | 285,000.00 | | 0.00 | 96,162.87 | 188,837.13 | |
| '1134-9136-2010-9500 | IDE-20-OP-LP-095 | 784,562.39 | | 0.00 | 175,734.88 | 608,827.51 | |
| '1134-9136-2010-9600 | IDE-20-OP-LP-096 | 152,026.23 | | 0.00 | 73,844.72 | 78,181.51 | |
| '1134-9136-2010-9700 | IDE-20-OP-LP-097 | 147,438.41 | | 0.00 | 15,540.32 | 131,898.09 | |
| '1134-9136-2010-9800 | IDE-20-OP-LP-098 | 281,223.76 | | 0.00 | 25,913.38 | 255,310.38 | |
| '1134-9136-2010-9900 | IDE-20-OP-LP-099 | 262,661.98 | | 0.00 | 25,407.29 | 237,254.69 | |
| '1134-9136-2011-0100 | IDE-20-OP-LP-101 | 251,991.12 | | 0.00 | 62,205.15 | 189,785.97 | |
| '1134-9136-2011-0200 | IDE-20-OP-LP-102 | 0.00 | | 107,956.82 | 0.00 | 107,956.82 | |
| '1134-9136-2011-0300 | IDE-20-OP-LP-103 | 0.00 | | 255,022.17 | 0.00 | 255,022.17 | |
| '1134-9136-2011-0400 | IDE-20-OP-LP-104 | 315,148.36 | | 0.00 | 0.00 | 315,148.36 | |
| '1134-9136-2011-0500 | IDE-20-OP-LP-105 | 239,813.39 | | 0.00 | 0.00 | 239,813.39 | |
| '1134-9136-2011-0600 | IDE-20-OP-LP-106 | 127,447.69 | | 0.00 | 22,957.73 | 104,489.96 | |
| '1134-9136-2011-0700 | IDE-20-OP-LP-107 | 150,356.79 | | 0.00 | 0.00 | 150,356.79 | |
| '1134-9136-2011-0800 | IDE-20-OP-LP-108 | 283,292.11 | | 0.00 | 0.00 | 283,292.11 | |
| '1134-9136-2011-0900 | IDE-20-OP-LP-109 | 263,837.31 | | 0.00 | 104,815.93 | 159,021.38 | |
| '1134-9136-2011-1000 | IDE-20-OP-LP-100 | 278,824.22 | | 0.00 | 30,559.68 | 248,264.54 | |
| '1134-9136-2011-1100 | IDE-20-OP-LP-110 | 415,216.84 | | 0.00 | 379,218.53 | 35,998.31 | |
| '1134-9136-2011-1110 | IDE-20-OP-LP-111 | 0.00 | | 263,997.72 | 62,014.83 | 201,982.89 | |
| '1134-9136-2011-1200 | IDE-20-OP-LP-112 | 154,484.72 | | 0.00 | 62,895.51 | 91,589.21 | |
| '1134-9136-2011-1300 | IDE-20-OP-LP-113 | 247,490.70 | | 0.00 | 142,444.33 | 105,046.37 | |

Cuenta Pública 2020

Notas a los Estados Financieros

Al 30 de Septiembre de 2020

(Pesos)

Ente Público: INSTITUTO PARA EL DESARROLLO Y CERTIFICACION DE LA INFRAESTRUCTURA FISICA EDUCATIVA Y ELECTRICA DE YUCATAN

| | | | | | |
|----------------------|------------------|------------|------------|-----------|------------|
| '1134-9136-2011-1400 | IDE-20-OP-LP-114 | 162,931.93 | 0.00 | 0.00 | 162,931.93 |
| '1134-9136-2011-1500 | IDE-20-OP-LP-115 | 0.00 | 166,597.27 | 30,594.22 | 136,003.05 |
| '1134-9136-2011-7600 | IDE-20-OP-LP-176 | 0.00 | 229,503.75 | 0.00 | 229,503.75 |
| '1134-9136-2011-7700 | IDE-20-OP-LP-177 | 0.00 | 476,994.66 | 0.00 | 476,994.66 |

• Almacén

La cuenta de Almacén de Materiales y Suministros de consumo, refleja un monto de \$923,342.68 al 30 de Septiembre de 2020; el cual el mobiliario fue adquirido para el acondicionamiento de las escuelas.

| Cuenta | Nombre | Saldo | | Iniciales | | Saldo | | Actualizaciones |
|----------------------|--|------------|-----------|-----------|--------|------------|-----------|-----------------|
| | | Deudor | Acreeedor | Cargos | Abonos | Deudor | Acreeedor | |
| '1150-0000-0000-0000 | Almacén | 923,342.68 | | 0 | 0 | 923,342.68 | | |
| '1151-0000-0000-0000 | Almacén de Materiales y Suministros de Consumo | 923,342.68 | | 0 | 0 | 923,342.68 | | |
| '1151-0000-0012-0001 | Ejercicios Anteriores Entradas | 359,893.39 | | 0 | 0 | 359,893.39 | | |
| '1151-1000-0000-0000 | Mat de Admon, Emision de Doc y Art Ofic | 563,449.29 | | 0 | 0 | 563,449.29 | | |
| '1151-1000-0001-0000 | Redes y Asesorias del Mayab | 39,445.00 | | 0 | 0 | 39,445.00 | | |
| '1151-1000-0001-3774 | #3774 Ampliacion Oferta Educativa 2008 | 39,445.00 | | 0 | 0 | 39,445.00 | | |
| '1151-1000-0003-0000 | Cia Mueblera Escolar SA de CV | 86,752.21 | | 0 | 0 | 86,752.21 | | |
| '1151-1000-0003-0611 | #0611 Fam Basica 2008 Santander | 22,398.69 | | 0 | 0 | 22,398.69 | | |
| '1151-1000-0003-2940 | #2940 Fam Basica 2009 | 12,563.00 | | 0 | 0 | 12,563.00 | | |
| '1151-1000-0003-8259 | #8259 Fam Basica 2010 Scotiabank | 51,790.52 | | 0 | 0 | 51,790.52 | | |
| '1151-1000-0004-0000 | Delgado y Cia SA de CV | 40,214.85 | | 0 | 0 | 40,214.85 | | |
| '1151-1000-0004-0611 | #0611 Fam Basica 2008 Santander | 5,254.80 | | 0 | 0 | 5,254.80 | | |
| '1151-1000-0004-2940 | #2940 Fam Basica 2009 | 15,077.65 | | 0 | 0 | 15,077.65 | | |
| '1151-1000-0004-3487 | #3487 Fam Básica 2014 Santander | 19,882.40 | | 0 | 0 | 19,882.40 | | |
| '1151-1000-0006-0000 | AJ Comercializadora del Ste SA de CV | 17,724.80 | | 0 | 0 | 17,724.80 | | |
| '1151-1000-0006-2940 | #2940 Fam Basica 2009 | 17,724.80 | | 0 | 0 | 17,724.80 | | |
| '1151-1000-0007-0000 | Equipos del Mayab SA de CV | 1,749.28 | | 0 | 0 | 1,749.28 | | |
| '1151-1000-0007-0145 | #0145 Fafef 2009 BBVA | 1,749.28 | | 0 | 0 | 1,749.28 | | |
| '1151-1000-0008-0000 | Lases Computación del Ste SA de CV | 13,798.20 | | 0 | 0 | 13,798.20 | | |
| '1151-1000-0008-9711 | #9711 Fortalecimiento de la Gestión Escolar Scotia | 13,798.20 | | 0 | 0 | 13,798.20 | | |
| '1151-1000-0011-0000 | Productos Metalicos Steele | 6,704.15 | | 0 | 0 | 6,704.15 | | |
| '1151-1000-0011-2940 | #2940 Fam Basica 2009 | 6,704.15 | | 0 | 0 | 6,704.15 | | |
| '1151-1000-0025-0000 | Jose Carlos Mena Navarro | 32,480.00 | | 0 | 0 | 32,480.00 | | |

Cuenta Pública 2020

Notas a los Estados Financieros

Al 30 de Septiembre de 2020

(Pesos)

Ente Público: INSTITUTO PARA EL DESARROLLO Y CERTIFICACION DE LA INFRAESTRUCTURA FISICA EDUCATIVA Y ELECTRICA DE YUCATAN

| | | | | | | | |
|----------------------|--|------------|--|---|---|------------|--|
| '1151-1000-0025-9711 | #9711 Fortal de la Gestion Escolar 2010 Inverlat | 32,480.00 | | 0 | 0 | 32,480.00 | |
| '1151-1000-0051-0000 | CME Internacional SA de CV | 80,450.64 | | 0 | 0 | 80,450.64 | |
| '1151-1000-0051-5107 | #5107 Fam Basica 2011 Scotia | 39,734.64 | | 0 | 0 | 39,734.64 | |
| '1151-1000-0051-7643 | #7643 Educación Media Superior 2007 | 1,082.28 | | 0 | 0 | 1,082.28 | |
| '1151-1000-0051-8259 | #8259 Fam Basica 2010 Scotiabank | 39,633.72 | | 0 | 0 | 39,633.72 | |
| '1151-1000-0052-0000 | Gama Total SA de CV | 4,350.00 | | 0 | 0 | 4,350.00 | |
| '1151-1000-0052-9711 | #9711 Fortalecimiento de la Gestión Escolar Scotia | 4,350.00 | | 0 | 0 | 4,350.00 | |
| '1151-1000-0060-0000 | LARC Industries SA de CV | 95,895.75 | | 0 | 0 | 95,895.75 | |
| '1151-1000-0060-3487 | #3487 Fam Básica 2014 Santander | 95,895.75 | | 0 | 0 | 95,895.75 | |
| '1151-1000-0076-0000 | Patricia Urzaiz Suarez | 122,169.21 | | 0 | 0 | 122,169.21 | |
| '1151-1000-0076-0521 | #0521 Fam Básica 2013 Santander | 86,437.63 | | 0 | 0 | 86,437.63 | |
| '1151-1000-0076-4252 | #4252 Idefey Fam Basica 2012 | 1,556.72 | | 0 | 0 | 1,556.72 | |
| '1151-1000-0076-6143 | #6143 Fam Basica 2015 Santander | 34,174.88 | | 0 | 0 | 34,174.88 | |
| '1151-1000-0076-9981 | #9981 FAM Basica 2017 Santander | -0.02 | | 0 | 0 | -0.02 | |
| '1151-1000-0117-0000 | SPY Mexico Soluciones y Proyectos SA de CV | 21,715.20 | | 0 | 0 | 21,715.20 | |
| '1151-1000-0117-6187 | #6187 IDEFEY FAM Superior 2018 UNO Santander | 21,715.20 | | 0 | 0 | 21,715.20 | |

4 y 5 Bienes Disponibles para su Transformación o Consumo (inventarios)

La entidad no cuenta con bienes disponibles para su transformación o consumo.

6. y 7. Inversiones Financieras

La entidad no cuenta con inversiones financieras, solo se cuenta con cuentas bancarias productivas de los recursos de origen estatal.

8. y 9. Bienes Muebles, Inmuebles e Intangibles

Los Bienes Muebles del IDEFEY al 30 de Septiembre de 2020 ascienden a la cantidad de \$6,342,866.51 y Bienes Inmuebles por la cantidad de \$346,691,590.91 y se integran de la siguiente manera:

| Cuenta | Nombre | Saldos | | Iniciales | | Saldos | | Actuales | |
|----------------------|---|--------------|----------|-----------|--------|--------|--------------|----------|--|
| | | Deudor | Acreedor | Acreedor | Cargos | Abonos | Deudor | Acreedor | |
| '1240-0000-0000-0000 | Bienes Muebles | 6,342,866.51 | | | 0 | 0 | 6,342,866.51 | | |
| '1241-0000-0000-0000 | Mobiliario y Equipo de Administración | 4,227,573.76 | | | 0 | 0 | 4,227,573.76 | | |
| '1241-1000-0000-0000 | Muebles de Oficina y Estantería | 1,809,107.11 | | | 0 | 0 | 1,809,107.11 | | |
| '1241-3000-0000-0000 | Equipo de Cómputo y de Tecnologías de Inf | 1,352,855.06 | | | 0 | 0 | 1,352,855.06 | | |
| '1241-3000-0870-0000 | Equipo de Cómputo | 1,050,931.59 | | | 0 | 0 | 1,050,931.59 | | |

Cuenta Pública 2020

Notas a los Estados Financieros

Al 30 de Septiembre de 2020

(Pesos)

Ente Público: INSTITUTO PARA EL DESARROLLO Y CERTIFICACION DE LA INFRAESTRUCTURA FISICA EDUCATIVA Y ELECTRICA DE YUCATAN

| | | | | | |
|----------------------|---|--------------|---|---|--------------|
| '1241-9000-0000-0000 | Otros Mobiliarios y Equipos de Administración | 14,680.00 | 0 | 0 | 14,680.00 |
| '1244-0000-0000-0000 | Equipo de Transporte | 1,282,051.03 | 0 | 0 | 1,282,051.03 |
| '1244-1000-0000-0000 | Automóviles y Equipo Terrestre | 1,282,051.03 | 0 | 0 | 1,282,051.03 |
| '1246-0000-0000-0000 | Maquinaria, Otros Equipos y Herramientas | 833,241.72 | 0 | 0 | 833,241.72 |
| '1246-2000-0000-0000 | Maquinaria y Equipo Industrial | 53,496.57 | 0 | 0 | 53,496.57 |
| '1246-3000-0000-0000 | Maquinaria y Equipo de Construcción | 73,080.00 | 0 | 0 | 73,080.00 |
| '1246-4000-0000-0000 | Sistemas de Aire Acond, Calefacción y de Refrig Ind | 323,074.63 | 0 | 0 | 323,074.63 |
| '1246-4000-0870-0000 | Sistemas de Aire Acond | 64,358.00 | 0 | 0 | 64,358.00 |
| '1246-5000-0000-0000 | Equipo de Comunicación y Telecomunicación | 37,390.41 | 0 | 0 | 37,390.41 |
| '1246-7000-0000-0000 | Herramientas y Máquinas-Herramienta | 267,503.44 | 0 | 0 | 267,503.44 |
| '1246-9000-0000-0000 | Otros Equipos | 14,338.67 | 0 | 0 | 14,338.67 |

| Cuenta | Nombre | SalDOS | | Iniciales | SalDOS | | Actual |
|----------------------|---|----------------|----------|-----------|---------------|--------------|----------------|
| | | Deudor | Acreedor | | Deudor | Acreedor | |
| '1230-0000-0000-0000 | Bienes Inmuebles, Infraestr y Construccion en Proceso | 323,165,051.79 | | | 24,845,788.97 | 1,319,249.85 | 346,691,590.91 |
| '1231-0000-0000-0000 | Terrenos | 194,389.23 | | | 0.00 | 0.00 | 194,389.23 |
| '1231-0581-0000-0000 | Terrenos | 194,389.23 | | | 0.00 | 0.00 | 194,389.23 |
| '1233-0000-0000-0000 | Edificios no Habitacionales | 2,894,191.64 | | | 0.00 | 0.00 | 2,894,191.64 |
| '1233-0583-0000-0000 | Edificios No Residenciales | 2,894,191.64 | | | 0.00 | 0.00 | 2,894,191.64 |
| '1233-0583-0001-0000 | IDE-18-OP-DIRECTA-59 | 1,000,346.75 | | | 0.00 | 0.00 | 1,000,346.75 |
| '1233-0583-0002-0000 | IDE-19-OP-DIRECTA-002 | 542,982.70 | | | 0.00 | 0.00 | 542,982.70 |
| '1233-0583-0003-0000 | IDE-19-OP-DIRECTA-001 | 342,514.60 | | | 0.00 | 0.00 | 342,514.60 |
| '1233-0583-0004-0000 | IDE-19-OP-DIRECTA-003 | 1,008,347.59 | | | 0.00 | 0.00 | 1,008,347.59 |
| '1234-0000-0000-0000 | Infraestructura | 44,153,682.46 | | | 0.00 | 0.00 | 44,153,682.46 |
| '1234-1000-0000-0000 | Infraestructura Fisica Educativa ADQ | 1,656.00 | | | 0.00 | 0.00 | 1,656.00 |
| '1234-0046-0000-0000 | Jorge Alberto de Zavala Ponce | 1,656.00 | | | 0.00 | 0.00 | 1,656.00 |
| '1234-0046-1000-0000 | Ejercicios Anteriores | 1,656.00 | | | 0.00 | 0.00 | 1,656.00 |

Cuenta Pública 2020

Notas a los Estados Financieros

Al 30 de Septiembre de 2020

(Pesos)

Ente Público: INSTITUTO PARA EL DESARROLLO Y CERTIFICACION DE LA INFRAESTRUCTURA FISICA EDUCATIVA Y ELECTRICA DE YUCATAN

| | | | | | |
|----------------------|--|----------------|---------------|--------------|----------------|
| '1234-2000-0000-0000 | Infraestructura Fisica Educativa X OBRA | 44,152,026.46 | 0.00 | 0.00 | 44,152,026.46 |
| '1234-2100-0000-0000 | Infraestructura Fisica Educativa Ejerc Ant | 44,152,026.46 | 0.00 | 0.00 | 44,152,026.46 |
| '1235-0000-0000-0000 | Construcc en Proc en Bienes de Dominio Público | 275,922,788.46 | 24,845,788.97 | 1,319,249.85 | 299,449,327.58 |
| '1235-2000-0000-0000 | Edificación No Habitacional en Proceso | 275,922,788.46 | 24,845,788.97 | 1,319,249.85 | 299,449,327.58 |
| '1235-2002-7000-0000 | #0027 CINVESTAV 2017 Scotiabank | 1,177,979.99 | 0.00 | 0.00 | 1,177,979.99 |
| '1235-2002-7174-0120 | AO-931037999-E180-2017 | 596,239.99 | 0.00 | 0.00 | 596,239.99 |
| '1235-2002-7174-0125 | AO-931037999-E372-2017 | 581,740.00 | 0.00 | 0.00 | 581,740.00 |
| '1235-2116-6000-0000 | #1166 Fam Media *Superior 2019 Bmx | 3,617,784.56 | 0.00 | 0.00 | 3,617,784.56 |
| '1235-2116-6190-3900 | IDE-19-OP-DIRECTA-039 | 68,249.49 | 0.00 | 0.00 | 68,249.49 |
| '1235-2116-6191-2490 | IDE-19-OP-DIRECTA-040 | 65,544.42 | 0.00 | 0.00 | 65,544.42 |
| '1235-2116-6192-0010 | IDE-19-OP-LP-044 | 1,517,911.89 | 0.00 | 0.00 | 1,517,911.89 |
| '1235-2116-6192-0020 | IDE-19-OP-LP-045 | 676,039.73 | 0.00 | 0.00 | 676,039.73 |
| '1235-2116-6192-0030 | IDE-19-OP-LP-046 | 808,847.73 | 0.00 | 0.00 | 808,847.73 |
| '1235-2116-6192-0040 | IDE-19-OP-LP-049 | 481,191.30 | 0.00 | 0.00 | 481,191.30 |
| '1235-2117-4000-0000 | #1174 PACTEN 2019 | 3,977,207.10 | 0.00 | 0.00 | 3,977,207.10 |
| '1235-2117-4193-0020 | IO-931037999-E5-2019 | 719,928.68 | 0.00 | 0.00 | 719,928.68 |
| '1235-2117-4193-0030 | IO-931037999-E6-2019 | 667,096.34 | 0.00 | 0.00 | 667,096.34 |
| '1235-2117-4193-0040 | IO-931037999-E7-2019 | 1,488,059.39 | 0.00 | 0.00 | 1,488,059.39 |
| '1235-2117-4193-0050 | IO-931037999-E8-2019 | 742,164.22 | 0.00 | 0.00 | 742,164.22 |
| '1235-2117-4193-0060 | AO-931037999-E9-2019 | 359,958.47 | 0.00 | 0.00 | 359,958.47 |
| '1235-2121-6000-0000 | #1216 Esc de Tiempo Completo 2019 Bmx | -0.01 | 0.00 | 0.00 | -0.01 |
| '1235-2121-6191-1140 | LO-931037999-E16-2019-A | 0.01 | 0.00 | 0.00 | 0.01 |
| '1235-2121-6191-1160 | LO-931037999-E16-2016-C | -0.01 | 0.00 | 0.00 | -0.01 |
| '1235-2121-6191-1170 | LO-931037999-E17-2019-A | -0.01 | 0.00 | 0.00 | -0.01 |
| '1235-2137-7000- | #1377 Fam Superior 2019 Banamex | 28,178,119.04 | 0.00 | 0.00 | 28,178,119.04 |

Cuenta Pública 2020

Notas a los Estados Financieros

Al 30 de Septiembre de 2020

(Pesos)

Ente Público: INSTITUTO PARA EL DESARROLLO Y CERTIFICACION DE LA INFRAESTRUCTURA
FISICA EDUCATIVA Y ELECTRICA DE YUCATAN

| | | | | | | | |
|------------------------------|--|-------------------|--|------|------|-------------------|--|
| 0000 | | | | | | | |
| '1235- 2137-7193- 0010 | IDE-19-OP-LP-032 | 5,750,891.5 3 | | 0.00 | 0.00 | 5,750,891.5 3 | |
| '1235- 2137-7193- 0070 | IDE-19-OP-LP-047 | 3,939,638.8 5 | | 0.00 | 0.00 | 3,939,638.8 5 | |
| '1235- 2137-7193- 0080 | IDE-19-OP-LP-048 | 4,653,672.1 6 | | 0.00 | 0.00 | 4,653,672.1 6 | |
| '1235- 2137-7193- 0100 | IDE-19-OP-LP-050 | 3,387,585.1 2 | | 0.00 | 0.00 | 3,387,585.1 2 | |
| '1235- 2137-7193- 0110 | IDE-19-OP-LP-051 | 10,440,531. 38 | | 0.00 | 0.00 | 10,440,531. 38 | |
| '1235- 2137-7193- 0120 | IDE-19-OP-DIRECTA-004 | 5,800.00 | | 0.00 | 0.00 | 5,800.00 | |
| '1235- 2138-3000- 0000 | #1383 Pacten 2019-2020 | 600,000.00 | | 0.00 | 0.00 | 600,000.00 | |
| '1235- 2138-3202- 0150 | LO-931037999-E15-2020 | 600,000.00 | | 0.00 | 0.00 | 600,000.00 | |
| '1235- 2151-6000- 0000 | #1516 Remanente FAM BASICA 2019 Santander | 38,686,094. 01 | | 0.00 | 0.00 | 38,686,094. 01 | |
| '1235- 2151-6191- 0630 | IDE-19-OP-LP-043-A | 231,526.99 | | 0.00 | 0.00 | 231,526.99 | |
| '1235- 2151-6191- 0640 | IDE-19-OP-LP-043-B | 231,655.29 | | 0.00 | 0.00 | 231,655.29 | |
| '1235- 2151-6191- 0650 | IDE-19-OP-LP-043-C | 259,136.66 | | 0.00 | 0.00 | 259,136.66 | |
| '1235- 2151-6191- 1190 | IDE-19-OP-LP-075-A | 480,909.74 | | 0.00 | 0.00 | 480,909.74 | |
| '1235- 2151-6191- 1200 | IDE-19-OP-LP-075-B | 577,019.79 | | 0.00 | 0.00 | 577,019.79 | |
| '1235- 2151-6191- 1210 | IDE-19-OP-LP-076 | 2,391,425.7 5 | | 0.00 | 0.00 | 2,391,425.7 5 | |
| '1235- 2151-6191- 1240 | IDE-19-OP-LP-077-A | 432,318.72 | | 0.00 | 0.00 | 432,318.72 | |
| '1235- 2151-6191- 1250 | IDE-19-OP-LP-077-B | 428,125.51 | | 0.00 | 0.00 | 428,125.51 | |
| '1235- 2151-6191- 1260 | IDE-19-OP-LP-078-A | 429,071.24 | | 0.00 | 0.00 | 429,071.24 | |
| '1235- 2151-6191- 1270 | IDE-19-OP-LP-078-B | 424,370.91 | | 0.00 | 0.00 | 424,370.91 | |
| '1235- 2151-6191- 1280 | IDE-19-OP-LP-078-C | 478,612.56 | | 0.00 | 0.00 | 478,612.56 | |
| '1235- 2151-6191- 1290 | IDE-19-OP-LP-079 | 912,451.25 | | 0.00 | 0.00 | 912,451.25 | |
| '1235- 2151-6191- 1300 | IDE-19-OP-LP-080 | 879,066.91 | | 0.00 | 0.00 | 879,066.91 | |
| '1235- 2151-6191- 1310 | IDE-19-OP-LP-081 | 2,899,566.5 7 | | 0.00 | 0.00 | 2,899,566.5 7 | |
| '1235- 2151-6191- 1320 | IDE-19-OP-LP-082 | 446,265.28 | | 0.00 | 0.00 | 446,265.28 | |

Cuenta Pública 2020

Notas a los Estados Financieros

Al 30 de Septiembre de 2020

(Pesos)

Ente Público: INSTITUTO PARA EL DESARROLLO Y CERTIFICACION DE LA INFRAESTRUCTURA FISICA EDUCATIVA Y ELECTRICA DE YUCATAN

| | | | | | | |
|----------------------|-------------------------|--------------|--|------|------|--------------|
| '1235-2151-6191-1330 | IDE-19-OP-LP-083 | 549,528.83 | | 0.00 | 0.00 | 549,528.83 |
| '1235-2151-6191-1340 | IDE-19-OP-LP-084 | 2,124,244.91 | | 0.00 | 0.00 | 2,124,244.91 |
| '1235-2151-6191-1350 | IDE-19-OP-LP-085-A | 318,511.63 | | 0.00 | 0.00 | 318,511.63 |
| '1235-2151-6191-1360 | IDE-19-OP-LP-085-B | 280,767.03 | | 0.00 | 0.00 | 280,767.03 |
| '1235-2151-6191-1530 | IDE-19-OP-LP-093 | 3,057,111.88 | | 0.00 | 0.00 | 3,057,111.88 |
| '1235-2151-6191-1540 | IDE-19-OP-LP-094 | 1,333,375.89 | | 0.00 | 0.00 | 1,333,375.89 |
| '1235-2151-6191-1550 | IDE-19-OP-LP-095 | 706,656.82 | | 0.00 | 0.00 | 706,656.82 |
| '1235-2151-6191-1660 | IDE-19-OP-LP-102 | 830,518.65 | | 0.00 | 0.00 | 830,518.65 |
| '1235-2151-6191-1740 | IDE-19-OP-I3P-003 | 1,188,030.02 | | 0.00 | 0.00 | 1,188,030.02 |
| '1235-2151-6191-1790 | IDE-19-OP-DIRECTA-005 | 144,649.78 | | 0.00 | 0.00 | 144,649.78 |
| '1235-2151-6191-1800 | IDE-19-OP-DIRECTA-006 | 569,419.51 | | 0.00 | 0.00 | 569,419.51 |
| '1235-2151-6191-1810 | IDE-19-OP-DIRECTA-007 | 1,188,007.53 | | 0.00 | 0.00 | 1,188,007.53 |
| '1235-2151-6191-1820 | IDE-19-OP-DIRECTA-008 | 621,309.97 | | 0.00 | 0.00 | 621,309.97 |
| '1235-2151-6191-1830 | IDE-19-OP-DIRECTA-009 | 1,198,362.81 | | 0.00 | 0.00 | 1,198,362.81 |
| '1235-2151-6191-1850 | IDE-19-OP-DIRECTA-011 | 1,026,043.47 | | 0.00 | 0.00 | 1,026,043.47 |
| '1235-2151-6191-1860 | IDE-19-OP-DIRECTA-012 | 1,199,000.00 | | 0.00 | 0.00 | 1,199,000.00 |
| '1235-2151-6191-1870 | IDE-19-OP-DIRECTA-013 | 1,156,396.89 | | 0.00 | 0.00 | 1,156,396.89 |
| '1235-2151-6191-1880 | IDE-19-OP-DIRECTA-014 | 81,132.96 | | 0.00 | 0.00 | 81,132.96 |
| '1235-2151-6191-1910 | IDE-19-OP-DIRECTA-016-A | 355,489.48 | | 0.00 | 0.00 | 355,489.48 |
| '1235-2151-6191-1920 | IDE-19-OP-DIRECTA-016-B | 539,024.47 | | 0.00 | 0.00 | 539,024.47 |
| '1235-2151-6191-1930 | IDE-19-OP-DIRECTA-017 | 470,408.37 | | 0.00 | 0.00 | 470,408.37 |
| '1235-2151-6191-1940 | IDE-19-OP-DIRECTA-018 | 337,621.91 | | 0.00 | 0.00 | 337,621.91 |
| '1235-2151-6191-1950 | IDE-19-OP-DIRECTA-019 | 379,471.22 | | 0.00 | 0.00 | 379,471.22 |
| '1235-2151-6191-1960 | IDE-19-OP-DIRECTA-020 | 503,409.76 | | 0.00 | 0.00 | 503,409.76 |
| '1235-2151-6191- | IDE-19-OP-DIRECTA-021 | 449,056.07 | | 0.00 | 0.00 | 449,056.07 |

Cuenta Pública 2020

Notas a los Estados Financieros

Al 30 de Septiembre de 2020

(Pesos)

Ente Público: INSTITUTO PARA EL DESARROLLO Y CERTIFICACION DE LA INFRAESTRUCTURA FISICA EDUCATIVA Y ELECTRICA DE YUCATAN

| | | | | | | |
|----------------------|---|--------------|--|------|------|--------------|
| 1970 | | | | | | |
| '1235-2151-6191-1980 | IDE-19-OP-DIRECTA-022-A | 462,233.68 | | 0.00 | 0.00 | 462,233.68 |
| '1235-2151-6191-1990 | IDE-19-OP-DIRECTA-022-B | 341,008.25 | | 0.00 | 0.00 | 341,008.25 |
| '1235-2151-6191-2000 | IDE-19-OP-DIRECTA-023-A | 468,582.22 | | 0.00 | 0.00 | 468,582.22 |
| '1235-2151-6191-2010 | IDE-19-OP-DIRECTA-024-A | 375,258.25 | | 0.00 | 0.00 | 375,258.25 |
| '1235-2151-6191-2020 | IDE-19-OP-DIRECTA-023-B | 468,528.22 | | 0.00 | 0.00 | 468,528.22 |
| '1235-2151-6191-2030 | IDE-19-OP-DIRECTA-024-B | 346,999.02 | | 0.00 | 0.00 | 346,999.02 |
| '1235-2151-6191-2040 | IDE-19-OP-DIRECTA-023-C | 308,788.11 | | 0.00 | 0.00 | 308,788.11 |
| '1235-2151-6191-2050 | IDE-19-OP-DIRECTA-024-C | 439,283.56 | | 0.00 | 0.00 | 439,283.56 |
| '1235-2151-6191-2240 | IDE-19-OP-DIRECTA-033-A | 343,582.50 | | 0.00 | 0.00 | 343,582.50 |
| '1235-2151-6191-2250 | IDE-19-OP-DIRECTA-033-B | 425,528.25 | | 0.00 | 0.00 | 425,528.25 |
| '1235-2151-6191-2260 | IDE-19-OP-DIRECTA-033-C | 432,258.25 | | 0.00 | 0.00 | 432,258.25 |
| '1235-2151-6191-2270 | IDE-19-OP-DIRECTA-034-A | 401,582.74 | | 0.00 | 0.00 | 401,582.74 |
| '1235-2151-6191-2280 | IDE-19-OP-DIRECTA-034-B | 428,358.33 | | 0.00 | 0.00 | 428,358.33 |
| '1235-2151-6191-2290 | IDE-19-OP-DIRECTA-034-C | 363,444.89 | | 0.00 | 0.00 | 363,444.89 |
| '1235-2151-6191-2310 | IDE-19-OP-DIRECTA-035-B | 258,211.30 | | 0.00 | 0.00 | 258,211.30 |
| '1235-2151-6191-2330 | IDE-19-OP-DIRECTA-036-A | 373,895.50 | | 0.00 | 0.00 | 373,895.50 |
| '1235-2151-6191-2340 | IDE-19-OP-DIRECTA-036-B | 211,585.22 | | 0.00 | 0.00 | 211,585.22 |
| '1235-2151-6191-2350 | IDE-19-OP-DIRECTA-036-C | 127,892.69 | | 0.00 | 0.00 | 127,892.69 |
| '1235-2152-5000-0000 | #1525 APOFINEX no regularizable 2017 Merida | 2,605,480.08 | | 0.00 | 0.00 | 2,605,480.08 |
| '1235-2152-5182-0010 | LO-931037999-E9-2018 | 2,605,480.08 | | 0.00 | 0.00 | 2,605,480.08 |
| '1235-2190-5000-0000 | #1905 Expansion de la Educ Inicial Bmx | 437,652.52 | | 0.00 | 0.00 | 437,652.52 |
| '1235-2190-5191-1690 | LO-931037999-E18-2018 | -0.01 | | 0.00 | 0.00 | -0.01 |
| '1235-2190-5191-1730 | LO-931037999-E21-2019 | 0.01 | | 0.00 | 0.00 | 0.01 |
| '1235-2190-5191-2090 | AO-931037999-E29-2019 | 26,158.00 | | 0.00 | 0.00 | 26,158.00 |

Cuenta Pública 2020

Notas a los Estados Financieros

Al 30 de Septiembre de 2020

(Pesos)

Ente Público: INSTITUTO PARA EL DESARROLLO Y CERTIFICACION DE LA INFRAESTRUCTURA FISICA EDUCATIVA Y ELECTRICA DE YUCATAN

| | | | | | | |
|----------------------|---------------------------------|----------------|--|--------------|------|----------------|
| '1235-2190-5191-2100 | AO-931037999-E29-2019 | 17,226.00 | | 0.00 | 0.00 | 17,226.00 |
| '1235-2190-5191-2110 | AO-931037999-E29-2019 | 26,158.00 | | 0.00 | 0.00 | 26,158.00 |
| '1235-2190-5191-2120 | AO-931037999-E29-2019 | 17,922.00 | | 0.00 | 0.00 | 17,922.00 |
| '1235-2190-5191-2130 | AO-931037999-E29-2019 | 26,158.00 | | 0.00 | 0.00 | 26,158.00 |
| '1235-2190-5191-2140 | AO-931037999-E30-2019 | 18,560.00 | | 0.00 | 0.00 | 18,560.00 |
| '1235-2190-5191-2150 | AO-931037999-E30-2019 | 18,560.00 | | 0.00 | 0.00 | 18,560.00 |
| '1235-2190-5191-2160 | AO-931037999-E30-2019 | 18,560.00 | | 0.00 | 0.00 | 18,560.00 |
| '1235-2190-5191-2170 | AO-931037999-E30-2019 | 18,560.00 | | 0.00 | 0.00 | 18,560.00 |
| '1235-2190-5191-2180 | AO-931037999-E30-2019 | 18,560.00 | | 0.00 | 0.00 | 18,560.00 |
| '1235-2190-5191-2190 | AO-931037999-E31-2019 | 3,066.00 | | 0.00 | 0.00 | 3,066.00 |
| '1235-2190-5191-2200 | AO-931037999-E31-2019 | 2,348.85 | | 0.00 | 0.00 | 2,348.85 |
| '1235-2190-5191-2210 | AO-931037999-E31-2019 | 6,132.00 | | 0.00 | 0.00 | 6,132.00 |
| '1235-2190-5191-2220 | AO-931037999-E31-2019 | 2,348.85 | | 0.00 | 0.00 | 2,348.85 |
| '1235-2190-5191-2230 | AO-931037999-E31-2019 | 3,066.00 | | 0.00 | 0.00 | 3,066.00 |
| '1235-2190-5191-2360 | AO-931037999-E32-2019 | 214,268.82 | | 0.00 | 0.00 | 214,268.82 |
| '1235-2247-2000-0000 | #2472 Pacten 2019-2020 | 395,000.00 | | 0.00 | 0.00 | 395,000.00 |
| '1235-2247-2201-1830 | AO-931037999-E83-2020 | 395,000.00 | | 0.00 | 0.00 | 395,000.00 |
| '1235-2375-3000-0000 | #3753 Pafet 2020 | 2,962,524.25 | | 5,516,337.88 | 0.00 | 8,478,862.13 |
| '1235-2375-3201-0450 | IDE-19-OP-LP-ELE-045 | 2,962,524.25 | | 5,516,337.88 | 0.00 | 8,478,862.13 |
| '1235-2389-4000-0000 | #3894 Fam Basica 2019 Santander | 101,690,396.92 | | 0.00 | 0.00 | 101,690,396.92 |
| '1235-2389-4191-0010 | IDE-19-OP-LP-001 | 167,796.57 | | 0.00 | 0.00 | 167,796.57 |
| '1235-2389-4191-0020 | IDE-19-OP-LP-002 | 273,933.95 | | 0.00 | 0.00 | 273,933.95 |
| '1235-2389-4191-0030 | IDE-19-OP-LP-003-A | 454,782.67 | | 0.00 | 0.00 | 454,782.67 |
| '1235-2389-4191-0040 | IDE-19-OP-LP-003-B | 448,501.37 | | 0.00 | 0.00 | 448,501.37 |
| '1235-2389-4191- | IDE-19-OP-LP-004-A | 504,000.22 | | 0.00 | 0.00 | 504,000.22 |

Cuenta Pública 2020

Notas a los Estados Financieros

Al 30 de Septiembre de 2020

(Pesos)

Ente Público: INSTITUTO PARA EL DESARROLLO Y CERTIFICACION DE LA INFRAESTRUCTURA FISICA EDUCATIVA Y ELECTRICA DE YUCATAN

| | | | | | | |
|----------------------|--------------------|--------------|--|------|------|--------------|
| 0050 | | | | | | |
| '1235-2389-4191-0060 | IDE-19-OP-LP-004-B | 515,904.43 | | 0.00 | 0.00 | 515,904.43 |
| '1235-2389-4191-0070 | IDE-19-OP-LP-005 | 493,400.13 | | 0.00 | 0.00 | 493,400.13 |
| '1235-2389-4191-0080 | IDE-19-OP-LP-006-A | 714,725.82 | | 0.00 | 0.00 | 714,725.82 |
| '1235-2389-4191-0090 | IDE-19-OP-LP-006-B | 1,021,108.89 | | 0.00 | 0.00 | 1,021,108.89 |
| '1235-2389-4191-0100 | IDE-19-OP-LP-007-A | 1,027,789.06 | | 0.00 | 0.00 | 1,027,789.06 |
| '1235-2389-4191-0110 | IDE-19-OP-LP-007-B | 489,524.26 | | 0.00 | 0.00 | 489,524.26 |
| '1235-2389-4191-0120 | IDE-19-OP-LP-008 | 1,819,095.52 | | 0.00 | 0.00 | 1,819,095.52 |
| '1235-2389-4191-0130 | IDE-19-OP-LP-009-A | 603,768.92 | | 0.00 | 0.00 | 603,768.92 |
| '1235-2389-4191-0140 | IDE-19-OP-LP-009-B | 417,680.10 | | 0.00 | 0.00 | 417,680.10 |
| '1235-2389-4191-0150 | IDE-19-OP-LP-009-C | 432,669.17 | | 0.00 | 0.00 | 432,669.17 |
| '1235-2389-4191-0160 | IDE-19-OP-LP-010 | 721,528.01 | | 0.00 | 0.00 | 721,528.01 |
| '1235-2389-4191-0170 | IDE-19-OP-LP-011-A | 842,364.76 | | 0.00 | 0.00 | 842,364.76 |
| '1235-2389-4191-0180 | IDE-19-OP-LP-011-B | 483,545.68 | | 0.00 | 0.00 | 483,545.68 |
| '1235-2389-4191-0190 | IDE-19-OP-LP-012 | 2,443,105.42 | | 0.00 | 0.00 | 2,443,105.42 |
| '1235-2389-4191-0200 | IDE-19-OP-LP-013-A | 853,381.34 | | 0.00 | 0.00 | 853,381.34 |
| '1235-2389-4191-0210 | IDE-19-OP-LP-13-B | 486,814.69 | | 0.00 | 0.00 | 486,814.69 |
| '1235-2389-4191-0220 | IDE-19-OP-LP-014 | 1,151,409.57 | | 0.00 | 0.00 | 1,151,409.57 |
| '1235-2389-4191-0230 | IDE-19-OP-LP-015-A | 983,309.30 | | 0.00 | 0.00 | 983,309.30 |
| '1235-2389-4191-0240 | IDE-19-OP-LP-015-B | 1,881,474.29 | | 0.00 | 0.00 | 1,881,474.29 |
| '1235-2389-4191-0250 | IDE-19-OP-LP-016 | 1,826,478.90 | | 0.00 | 0.00 | 1,826,478.90 |
| '1235-2389-4191-0260 | IDE-19-OP-LP-017 | 527,986.34 | | 0.00 | 0.00 | 527,986.34 |
| '1235-2389-4191-0270 | IDE-19-OP-LP-018-A | 929,728.23 | | 0.00 | 0.00 | 929,728.23 |
| '1235-2389-4191-0280 | IDE-19-OP-LP-018-B | 1,439,506.10 | | 0.00 | 0.00 | 1,439,506.10 |
| '1235-2389-4191-0290 | IDE-19-OP-LP-019 | 2,283,121.99 | | 0.00 | 0.00 | 2,283,121.99 |

Cuenta Pública 2020

Notas a los Estados Financieros

Al 30 de Septiembre de 2020

(Pesos)

Ente Público: INSTITUTO PARA EL DESARROLLO Y CERTIFICACION DE LA INFRAESTRUCTURA FISICA EDUCATIVA Y ELECTRICA DE YUCATAN

| | | | | | |
|----------------------|--------------------|--------------|------|------|--------------|
| '1235-2389-4191-0300 | IDE-19-OP-LP-020-A | 260,991.75 | 0.00 | 0.00 | 260,991.75 |
| '1235-2389-4191-0310 | IDE-19-OP-LP-020-B | 1,441,589.82 | 0.00 | 0.00 | 1,441,589.82 |
| '1235-2389-4191-0320 | IDE-19-OP-LP-021-A | 257,282.31 | 0.00 | 0.00 | 257,282.31 |
| '1235-2389-4191-0330 | IDE-19-OP-LP-021-B | 574,157.96 | 0.00 | 0.00 | 574,157.96 |
| '1235-2389-4191-0340 | IDE-19-OP-LP-022 | 1,709,606.10 | 0.00 | 0.00 | 1,709,606.10 |
| '1235-2389-4191-0350 | IDE-19-OP-LP-023-A | 556,374.72 | 0.00 | 0.00 | 556,374.72 |
| '1235-2389-4191-0360 | IDE-19-OP-LP-023-B | 557,553.18 | 0.00 | 0.00 | 557,553.18 |
| '1235-2389-4191-0370 | IDE-19-OP-LP-024-A | 441,719.81 | 0.00 | 0.00 | 441,719.81 |
| '1235-2389-4191-0380 | IDE-19-OP-LP-024-B | 929,347.26 | 0.00 | 0.00 | 929,347.26 |
| '1235-2389-4191-0390 | IDE-19-OP-LP-025 | 3,343,453.45 | 0.00 | 0.00 | 3,343,453.45 |
| '1235-2389-4191-0400 | IDE-19-OP-LP-026 | 1,202,804.16 | 0.00 | 0.00 | 1,202,804.16 |
| '1235-2389-4191-0410 | IDE-19-OP-LP-027 | 328,275.92 | 0.00 | 0.00 | 328,275.92 |
| '1235-2389-4191-0420 | IDE-19-OP-LP-028 | 3,885,405.48 | 0.00 | 0.00 | 3,885,405.48 |
| '1235-2389-4191-0430 | IDE-19-OP-LP-029 | 3,184,911.37 | 0.00 | 0.00 | 3,184,911.37 |
| '1235-2389-4191-0440 | IDE-19-OP-LP-030 | 3,954,141.85 | 0.00 | 0.00 | 3,954,141.85 |
| '1235-2389-4191-0450 | IDE-19-OP-LP-031 | 976,172.57 | 0.00 | 0.00 | 976,172.57 |
| '1235-2389-4191-0510 | IDE-19-OP-IP-001 | 1,891,487.65 | 0.00 | 0.00 | 1,891,487.65 |
| '1235-2389-4191-0520 | IDE-19-OP-LP-033-A | 479,015.76 | 0.00 | 0.00 | 479,015.76 |
| '1235-2389-4191-0530 | IDE-19-OP-LP-033-B | 1,398,724.61 | 0.00 | 0.00 | 1,398,724.61 |
| '1235-2389-4191-0540 | IDE-19-OP-LP-034 | 460,344.85 | 0.00 | 0.00 | 460,344.85 |
| '1235-2389-4191-0550 | IDE-19-OP-LP-035-A | 427,565.71 | 0.00 | 0.00 | 427,565.71 |
| '1235-2389-4191-0560 | IDE-19-OP-LP-035-B | 228,055.95 | 0.00 | 0.00 | 228,055.95 |
| '1235-2389-4191-0570 | IDE-19-OP-LP-036 | 447,245.03 | 0.00 | 0.00 | 447,245.03 |
| '1235-2389-4191-0580 | IDE-19-OP-LP-037 | 449,899.98 | 0.00 | 0.00 | 449,899.98 |
| '1235-2389-4191- | IDE-19-OP-LP-039 | 976,851.49 | 0.00 | 0.00 | 976,851.49 |

Cuenta Pública 2020

Notas a los Estados Financieros

Al 30 de Septiembre de 2020

(Pesos)

Ente Público: INSTITUTO PARA EL DESARROLLO Y CERTIFICACION DE LA INFRAESTRUCTURA FISICA EDUCATIVA Y ELECTRICA DE YUCATAN

| | | | | | | |
|----------------------|--------------------|--------------|--|------|------|--------------|
| 0590 | | | | | | |
| '1235-2389-4191-0600 | IDE-19-OP-LP-040 | 976,226.08 | | 0.00 | 0.00 | 976,226.08 |
| '1235-2389-4191-0610 | IDE-19-OP-LP-041 | 1,490,106.80 | | 0.00 | 0.00 | 1,490,106.80 |
| '1235-2389-4191-0620 | IDE-19-OP-LP-042 | 524,987.78 | | 0.00 | 0.00 | 524,987.78 |
| '1235-2389-4191-0720 | IDE-19-OP-LP-052-A | 152,560.59 | | 0.00 | 0.00 | 152,560.59 |
| '1235-2389-4191-0730 | IDE-19-OP-LP-052-B | 446,179.57 | | 0.00 | 0.00 | 446,179.57 |
| '1235-2389-4191-0740 | IDE-19-OP-LP-053-A | 93,709.95 | | 0.00 | 0.00 | 93,709.95 |
| '1235-2389-4191-0750 | IDE-19-OP-LP-053-B | 436,281.81 | | 0.00 | 0.00 | 436,281.81 |
| '1235-2389-4191-0760 | IDE-19-OP-LP-054 | 704,076.70 | | 0.00 | 0.00 | 704,076.70 |
| '1235-2389-4191-0770 | IDE-19-OP-LP-055-A | 253,085.00 | | 0.00 | 0.00 | 253,085.00 |
| '1235-2389-4191-0780 | IDE-19-OP-LP-055-B | 241,480.98 | | 0.00 | 0.00 | 241,480.98 |
| '1235-2389-4191-0790 | IDE-19-OP-LP-056 | 1,669,997.48 | | 0.00 | 0.00 | 1,669,997.48 |
| '1235-2389-4191-0800 | IDE-19-OP-LP-057 | 834,856.62 | | 0.00 | 0.00 | 834,856.62 |
| '1235-2389-4191-0810 | IDE-19-OP-LP-058-A | 282,426.53 | | 0.00 | 0.00 | 282,426.53 |
| '1235-2389-4191-0820 | IDE-19-OP-LP-058-B | 139,600.34 | | 0.00 | 0.00 | 139,600.34 |
| '1235-2389-4191-0830 | IDE-19-OP-LP-059 | 1,062,983.08 | | 0.00 | 0.00 | 1,062,983.08 |
| '1235-2389-4191-0840 | IDE-19-OP-LP-060 | 797,795.75 | | 0.00 | 0.00 | 797,795.75 |
| '1235-2389-4191-0850 | IDE-19-OP-LP-061-A | 232,986.01 | | 0.00 | 0.00 | 232,986.01 |
| '1235-2389-4191-0860 | IDE-19-OP-LP-061-B | 229,953.71 | | 0.00 | 0.00 | 229,953.71 |
| '1235-2389-4191-0870 | IDE-19-OP-LP-062-A | 265,460.51 | | 0.00 | 0.00 | 265,460.51 |
| '1235-2389-4191-0880 | IDE-19-OP-LP-062-B | 609,928.39 | | 0.00 | 0.00 | 609,928.39 |
| '1235-2389-4191-0890 | IDE-19-OP-LP-063-A | 325,346.52 | | 0.00 | 0.00 | 325,346.52 |
| '1235-2389-4191-0900 | IDE-19-OP-LP-063-B | 746,587.15 | | 0.00 | 0.00 | 746,587.15 |
| '1235-2389-4191-0910 | IDE-19-OP-LP-064-A | 269,008.08 | | 0.00 | 0.00 | 269,008.08 |
| '1235-2389-4191-0920 | IDE-19-OP-LP-064-B | 659,753.18 | | 0.00 | 0.00 | 659,753.18 |

Cuenta Pública 2020

Notas a los Estados Financieros

Al 30 de Septiembre de 2020

(Pesos)

Ente Público: INSTITUTO PARA EL DESARROLLO Y CERTIFICACION DE LA INFRAESTRUCTURA FISICA EDUCATIVA Y ELECTRICA DE YUCATAN

| | | | | | | |
|------------------------------|--------------------|------------------|--|------|------|------------------|
| '1235- 2389-4191- 0930 | IDE-19-OP-LP-065-A | 140,071.55 | | 0.00 | 0.00 | 140,071.55 |
| '1235- 2389-4191- 0940 | IDE-19-OP-LP-065-B | 639,707.09 | | 0.00 | 0.00 | 639,707.09 |
| '1235- 2389-4191- 0950 | IDE-19-OP-LP-065-C | 137,456.32 | | 0.00 | 0.00 | 137,456.32 |
| '1235- 2389-4191- 0960 | IDE-19-OP-LP-066-A | 304,938.37 | | 0.00 | 0.00 | 304,938.37 |
| '1235- 2389-4191- 0970 | IDE-19-OP-LP-066-B | 344,335.96 | | 0.00 | 0.00 | 344,335.96 |
| '1235- 2389-4191- 0980 | IDE-19-OP-LP-067 | 851,199.98 | | 0.00 | 0.00 | 851,199.98 |
| '1235- 2389-4191- 0990 | IDE-19-OP-LP-068 | 1,149,959.0 1 | | 0.00 | 0.00 | 1,149,959.0 1 |
| '1235- 2389-4191- 1000 | IDE-19-OP-LP-069-A | 196,734.09 | | 0.00 | 0.00 | 196,734.09 |
| '1235- 2389-4191- 1010 | IDE-19-OP-LP-069-B | 365,935.85 | | 0.00 | 0.00 | 365,935.85 |
| '1235- 2389-4191- 1020 | IDE-19-OP-LP-070-A | 299,977.13 | | 0.00 | 0.00 | 299,977.13 |
| '1235- 2389-4191- 1030 | IDE-19-OP-LP-070-B | 299,932.00 | | 0.00 | 0.00 | 299,932.00 |
| '1235- 2389-4191- 1040 | IDE-19-OP-LP-071 | 2,112,484.5 7 | | 0.00 | 0.00 | 2,112,484.5 7 |
| '1235- 2389-4191- 1050 | IDE-19-OP-LP-072-A | 134,399.36 | | 0.00 | 0.00 | 134,399.36 |
| '1235- 2389-4191- 1060 | IDE-19-OP-LP-072-B | 82,910.88 | | 0.00 | 0.00 | 82,910.88 |
| '1235- 2389-4191- 1070 | IDE-19-OP-LP-072-C | 249,267.72 | | 0.00 | 0.00 | 249,267.72 |
| '1235- 2389-4191- 1080 | IDE-19-OP-LP-072-D | 368,284.32 | | 0.00 | 0.00 | 368,284.32 |
| '1235- 2389-4191- 1090 | IDE-19-OP-LP-073-A | 49,746.83 | | 0.00 | 0.00 | 49,746.83 |
| '1235- 2389-4191- 1100 | IDE-19-OP-LP-073-B | 871,652.95 | | 0.00 | 0.00 | 871,652.95 |
| '1235- 2389-4191- 1110 | IDE-19-OP-LP-074-A | 296,812.03 | | 0.00 | 0.00 | 296,812.03 |
| '1235- 2389-4191- 1120 | IDE-19-OP-LP-074-B | 343,092.42 | | 0.00 | 0.00 | 343,092.42 |
| '1235- 2389-4191- 1130 | IDE-19-OP-LP-074-C | 448,668.07 | | 0.00 | 0.00 | 448,668.07 |
| '1235- 2389-4191- 1370 | IDE-19-OP-LP-086-A | 594,452.47 | | 0.00 | 0.00 | 594,452.47 |
| '1235- 2389-4191- 1380 | IDE-19-OP-LP-086-B | 311,525.86 | | 0.00 | 0.00 | 311,525.86 |
| '1235- 2389-4191- 1410 | IDE-19-OP-LP-088-A | 63,230.01 | | 0.00 | 0.00 | 63,230.01 |
| '1235- 2389-4191- | IDE-19-OP-LP-088-B | 436,356.58 | | 0.00 | 0.00 | 436,356.58 |

Cuenta Pública 2020

Notas a los Estados Financieros

Al 30 de Septiembre de 2020

(Pesos)

Ente Público: INSTITUTO PARA EL DESARROLLO Y CERTIFICACION DE LA INFRAESTRUCTURA
FISICA EDUCATIVA Y ELECTRICA DE YUCATAN

| | | | | | | |
|------------------------------|-----------------------|------------------|--|------|------|------------------|
| 1420 | | | | | | |
| '1235- 2389-4191- 1430 | IDE-19-OP-LP-088-C | 496,079.82 | | 0.00 | 0.00 | 496,079.82 |
| '1235- 2389-4191- 1440 | IDE-19-OP-LP-089-A | 1,068,402.2 8 | | 0.00 | 0.00 | 1,068,402.2 8 |
| '1235- 2389-4191- 1450 | IDE-19-OP-089-B | 237,035.01 | | 0.00 | 0.00 | 237,035.01 |
| '1235- 2389-4191- 1460 | IDE-19-OP-LP-090-A | 553,599.70 | | 0.00 | 0.00 | 553,599.70 |
| '1235- 2389-4191- 1470 | IDE-19-OP-LP-090-B | 671,030.45 | | 0.00 | 0.00 | 671,030.45 |
| '1235- 2389-4191- 1480 | IDE-19-OP-LP-091-A | 321,995.09 | | 0.00 | 0.00 | 321,995.09 |
| '1235- 2389-4191- 1490 | IDE-19-OP-LP-091-B | 564,982.84 | | 0.00 | 0.00 | 564,982.84 |
| '1235- 2389-4191- 1500 | IDE-19-OP-LP-092 | 741,994.28 | | 0.00 | 0.00 | 741,994.28 |
| '1235- 2389-4191- 1510 | IDE-19-OP-LP-038 | 1,947,840.2 1 | | 0.00 | 0.00 | 1,947,840.2 1 |
| '1235- 2389-4191- 1520 | IDE-19-OP-I3P-002 | 1,608,837.0 7 | | 0.00 | 0.00 | 1,608,837.0 7 |
| '1235- 2389-4191- 1560 | IDE-19-OP-LP-096-A | 335,889.97 | | 0.00 | 0.00 | 335,889.97 |
| '1235- 2389-4191- 1570 | IDE-19-OP-LP-096-B | 1,167,369.8 7 | | 0.00 | 0.00 | 1,167,369.8 7 |
| '1235- 2389-4191- 1580 | IDE-19-OP-LP-097 | 1,534,315.2 8 | | 0.00 | 0.00 | 1,534,315.2 8 |
| '1235- 2389-4191- 1590 | IDE-19-OP-LP-098-A | 149,999.99 | | 0.00 | 0.00 | 149,999.99 |
| '1235- 2389-4191- 1600 | IDE-19-OP-LP-098-B | 659,999.99 | | 0.00 | 0.00 | 659,999.99 |
| '1235- 2389-4191- 1610 | IDE-19-OP-LP-099-A | 534,739.00 | | 0.00 | 0.00 | 534,739.00 |
| '1235- 2389-4191- 1620 | IDE-19-OP-LP-099-B | 664,997.66 | | 0.00 | 0.00 | 664,997.66 |
| '1235- 2389-4191- 1630 | IDE-19-OP-LP-100-A | 235,492.83 | | 0.00 | 0.00 | 235,492.83 |
| '1235- 2389-4191- 1640 | IDE-19-OP-LP-100-B | 124,499.68 | | 0.00 | 0.00 | 124,499.68 |
| '1235- 2389-4191- 1650 | IDE-19-OP-LP-101 | 1,079,978.0 0 | | 0.00 | 0.00 | 1,079,978.0 0 |
| '1235- 2389-4191- 1670 | IDE-19-OP-LP-103-A | 853,196.46 | | 0.00 | 0.00 | 853,196.46 |
| '1235- 2389-4191- 1680 | IDE-19-OP-LP-103-B | 1,059,752.1 8 | | 0.00 | 0.00 | 1,059,752.1 8 |
| '1235- 2389-4191- 1790 | IDE-19-OP-DIRECTA-005 | 165,583.40 | | 0.00 | 0.00 | 165,583.40 |
| '1235- 2389-4191- 1840 | IDE-19-OP-DIRECTA-010 | 397,015.47 | | 0.00 | 0.00 | 397,015.47 |

Cuenta Pública 2020

Notas a los Estados Financieros

Al 30 de Septiembre de 2020

(Pesos)

Ente Público: INSTITUTO PARA EL DESARROLLO Y CERTIFICACION DE LA INFRAESTRUCTURA FISICA EDUCATIVA Y ELECTRICA DE YUCATAN

| | | | | | | |
|----------------------|---|---------------|--|--------------|------|---------------|
| '1235-2389-4191-1890 | IDE-19-OP-DIRECTA-015 | 481,900.37 | | 0.00 | 0.00 | 481,900.37 |
| '1235-2389-4191-2060 | IDE-19-OP-DIRECTA-030 | 980,294.35 | | 0.00 | 0.00 | 980,294.35 |
| '1235-2389-4191-2070 | IDE-OP-DIRECTA-031 | 767,471.32 | | 0.00 | 0.00 | 767,471.32 |
| '1235-2389-4191-2300 | IDE-19-OP-DIRECTA-035-A | 342,999.02 | | 0.00 | 0.00 | 342,999.02 |
| '1235-2389-4191-2320 | IDE-19-OP-DIRECTA-035-C | 485,852.69 | | 0.00 | 0.00 | 485,852.69 |
| '1235-2389-4191-2460 | IDE-19-OP-DIRECTA-037 | 317,328.17 | | 0.00 | 0.00 | 317,328.17 |
| '1235-2403-2000-0000 | #4032 IDEFEY FAM Media Superior 2018 Santander | 3,434,151.21 | | 0.00 | 0.00 | 3,434,151.21 |
| '1235-2403-2181-1130 | IDE-18-OP-DIRECTA-58 | 149,941.23 | | 0.00 | 0.00 | 149,941.23 |
| '1235-2403-2182-0060 | IDE-18-OP-I3P-002 | 672,074.90 | | 0.00 | 0.00 | 672,074.90 |
| '1235-2403-2182-0090 | IDE-18-OP-I3P-005 | 1,018,135.10 | | 0.00 | 0.00 | 1,018,135.10 |
| '1235-2403-2182-0110 | IDE-18-OP-022 | 1,593,999.98 | | 0.00 | 0.00 | 1,593,999.98 |
| '1235-2438-2000-0000 | #4382 Escuelas de Tiempo Completo 2018 Scotiabank | 1,716,626.21 | | 0.00 | 0.00 | 1,716,626.21 |
| '1235-2438-2181-1220 | IDE-18-OP-DIRECTA-066 | 313,233.18 | | 0.00 | 0.00 | 313,233.18 |
| '1235-2438-2181-1230 | IDE-18-OP-DIRECTA-067 | 121,422.14 | | 0.00 | 0.00 | 121,422.14 |
| '1235-2438-2181-1240 | IDE-18-OP-DIRECTA-068 | 391,837.57 | | 0.00 | 0.00 | 391,837.57 |
| '1235-2438-2181-1250 | IDE-18-OP-DIRECTA-69 | 382,735.71 | | 0.00 | 0.00 | 382,735.71 |
| '1235-2438-2181-1260 | IDE-18-OP-DIRECTA-70 | 354,886.42 | | 0.00 | 0.00 | 354,886.42 |
| '1235-2438-2181-1270 | IDE-18-OP-DIRECTA-71 | 152,511.19 | | 0.00 | 0.00 | 152,511.19 |
| '1235-2466-1000-0000 | #4661 FISE 2019 | 353,446.86 | | 0.00 | 0.00 | 353,446.86 |
| '1235-2466-1191-2080 | IDE-19-OP-DIRECTA-032 | 353,446.86 | | 0.00 | 0.00 | 353,446.86 |
| '1235-2620-5000-0000 | #6205 INCAY | 5,414,717.01 | | 2,222,708.20 | 0.00 | 7,637,425.21 |
| '1235-2620-5201-0820 | IDE-20-LP-ELE-082 | 5,414,717.01 | | 2,222,708.20 | 0.00 | 7,637,425.21 |
| '1235-2699-0000-0000 | #6990 IDEFEY FAM Basica 2018 | 52,860,432.42 | | 0.00 | 0.00 | 52,860,432.42 |
| '1235-2699-0181-0050 | IDE-18-OP-DIRECTA-17 | 442,048.29 | | 0.00 | 0.00 | 442,048.29 |
| '1235-2699-0181- | IDE-18-OP-DIRECTA-04 | 477,338.64 | | 0.00 | 0.00 | 477,338.64 |

Cuenta Pública 2020

Notas a los Estados Financieros

Al 30 de Septiembre de 2020

(Pesos)

Ente Público: INSTITUTO PARA EL DESARROLLO Y CERTIFICACION DE LA INFRAESTRUCTURA FISICA EDUCATIVA Y ELECTRICA DE YUCATAN

| | | | | | | | |
|----------------------|-----------------------|---------------|--|------|------|---------------|--|
| 0090 | | | | | | | |
| '1235-2699-0181-0100 | IDE-18-OP-DIRECTA-11 | 461,600.04 | | 0.00 | 0.00 | 461,600.04 | |
| '1235-2699-0181-0120 | IDE-18-OP-DIRECTA-026 | 431,282.18 | | 0.00 | 0.00 | 431,282.18 | |
| '1235-2699-0181-0180 | IDE-18-OP-DIRECTA-052 | 508,502.58 | | 0.00 | 0.00 | 508,502.58 | |
| '1235-2699-0181-0260 | IDE-18-OP-DIRECTA-10 | 484,040.54 | | 0.00 | 0.00 | 484,040.54 | |
| '1235-2699-0181-0280 | IDE-18-OP-DIRECTA-27 | 461,592.55 | | 0.00 | 0.00 | 461,592.55 | |
| '1235-2699-0181-0320 | IDE-18-OP-DIRECTA-20 | 495,761.25 | | 0.00 | 0.00 | 495,761.25 | |
| '1235-2699-0181-0350 | IDE-18-OP-DIRECTA-23 | 497,994.36 | | 0.00 | 0.00 | 497,994.36 | |
| '1235-2699-0181-0360 | IDE-18-OP-002 | 8,139,359.35 | | 0.00 | 0.00 | 8,139,359.35 | |
| '1235-2699-0181-0365 | IDE-18-OP-DIRECTA-25 | 390,837.97 | | 0.00 | 0.00 | 390,837.97 | |
| '1235-2699-0181-0370 | IDE-18-OP-003 | 5,100,354.51 | | 0.00 | 0.00 | 5,100,354.51 | |
| '1235-2699-0181-0420 | IDE-18-OP-008 | 3,896,314.25 | | 0.00 | 0.00 | 3,896,314.25 | |
| '1235-2699-0181-0430 | IDE-18-OP-009 | 10,432,807.38 | | 0.00 | 0.00 | 10,432,807.38 | |
| '1235-2699-0181-0470 | IDE-18-OP-DIRECTA-31 | 502,559.63 | | 0.00 | 0.00 | 502,559.63 | |
| '1235-2699-0181-0500 | IDE-18-OP-DIRECTA-32 | 455,206.53 | | 0.00 | 0.00 | 455,206.53 | |
| '1235-2699-0181-0510 | IDE-18-OP-DIRECTA-040 | 499,961.01 | | 0.00 | 0.00 | 499,961.01 | |
| '1235-2699-0181-0520 | IDE-18-OP-DIRECTA-38 | 457,978.82 | | 0.00 | 0.00 | 457,978.82 | |
| '1235-2699-0181-0540 | IDE-18-OP-001 | 1,522,665.27 | | 0.00 | 0.00 | 1,522,665.27 | |
| '1235-2699-0181-0570 | IDE-18-OP-DIRECTA-34 | 447,958.94 | | 0.00 | 0.00 | 447,958.94 | |
| '1235-2699-0181-0635 | IDE-18-OP-DIRECTA-57 | 697,077.86 | | 0.00 | 0.00 | 697,077.86 | |
| '1235-2699-0181-0690 | IDE-18-OP-DIRECTA-44 | 502,972.87 | | 0.00 | 0.00 | 502,972.87 | |
| '1235-2699-0181-0710 | IDE-18-OP-013 | 1,039,811.64 | | 0.00 | 0.00 | 1,039,811.64 | |
| '1235-2699-0181-0720 | IDE-18-OP-014 | 6,386,571.06 | | 0.00 | 0.00 | 6,386,571.06 | |
| '1235-2699-0181-0730 | IDE-18-OP-016 | 1,020,422.68 | | 0.00 | 0.00 | 1,020,422.68 | |
| '1235-2699-0181-0735 | IDE-18-OP-017 | 1,383,030.03 | | 0.00 | 0.00 | 1,383,030.03 | |

Cuenta Pública 2020

Notas a los Estados Financieros

Al 30 de Septiembre de 2020

(Pesos)

Ente Público: INSTITUTO PARA EL DESARROLLO Y CERTIFICACION DE LA INFRAESTRUCTURA FISICA EDUCATIVA Y ELECTRICA DE YUCATAN

| | | | | | | |
|----------------------|--------------------------------------|---------------|---------------|--------------|---------------|--------------|
| '1235-2699-0181-0760 | IDE-18-OP-DIRECTA-45 | 449,087.86 | | 0.00 | 0.00 | 449,087.86 |
| '1235-2699-0181-0770 | IDE-18-OP-018 | 834,937.47 | | 0.00 | 0.00 | 834,937.47 |
| '1235-2699-0181-0830 | IDE-18-OP-DIRECTA-49 | 481,353.04 | | 0.00 | 0.00 | 481,353.04 |
| '1235-2699-0181-0850 | IDE-18-OP-DIRECTA-51 | 471,022.72 | | 0.00 | 0.00 | 471,022.72 |
| '1235-2699-0181-0900 | IDE-18-OP-DIRECTA-54 | 641,733.63 | | 0.00 | 0.00 | 641,733.63 |
| '1235-2699-0181-0910 | IDE-18-OP-DIRECTA-55 | 1,207,717.79 | | 0.00 | 0.00 | 1,207,717.79 |
| '1235-2699-0181-0915 | IDE-18-OP-DIRECTA-53 | 59,589.58 | | 0.00 | 0.00 | 59,589.58 |
| '1235-2699-0181-0920 | IDE-18-OP-DIRECTA-56 | 481,162.79 | | 0.00 | 0.00 | 481,162.79 |
| '1235-2699-0181-1160 | IDE-18-OP-DIRECTA-60 | 8,046.58 | | 0.00 | 0.00 | 8,046.58 |
| '1235-2699-0184-0050 | IDE-18-OP-I3P-001 | 1,089,730.73 | | 0.00 | 0.00 | 1,089,730.73 |
| '1235-2758-1000-0000 | #7581 APOFINEX no regularizable 2017 | 4,179,728.24 | | 0.00 | 0.00 | 4,179,728.24 |
| '1235-2758-1182-0020 | LO-931037999-E10-2018 | 4,179,728.24 | | 0.00 | 0.00 | 4,179,728.24 |
| '1235-2913-6000-0000 | #9136 Fam Basica 2020 | 23,518,172.05 | 17,106,742.89 | 1,201,973.85 | 39,422,941.09 | |
| '1235-2913-6201-0020 | IDE-20-OP-DIRECTA-ELE-001 | 375,258.25 | | 0.00 | 0.00 | 375,258.25 |
| '1235-2913-6201-0030 | IDE-20-OP-DIRECTA-ELE-002 | 468,582.22 | | 0.00 | 0.00 | 468,582.22 |
| '1235-2913-6201-0040 | IDE-20-OP-DIRECTA-ELE-003 | 468,528.22 | | 0.00 | 0.00 | 468,528.22 |
| '1235-2913-6201-0050 | IDE-20-OP-DIRECTA-ELE-004 | 346,999.02 | | 0.00 | 0.00 | 346,999.02 |
| '1235-2913-6201-0080 | IDE-20-OP-LP-08 | 915,146.82 | | 0.00 | 0.00 | 915,146.82 |
| '1235-2913-6201-0090 | IDE-20-OP-LP-009 | 469,560.16 | 332,296.20 | 0.00 | 801,856.36 | |
| '1235-2913-6201-0100 | IDE-20-OP-LP-010 | 192,825.04 | 159,620.78 | 0.00 | 352,445.82 | |
| '1235-2913-6201-0110 | IDE-20-OP-LP-011 | 1,055,368.73 | 30,050.38 | 0.00 | 1,085,419.11 | |
| '1235-2913-6201-0120 | IDE-20-OP-LP-012 | 603,236.32 | 529,685.18 | 0.00 | 1,132,921.50 | |
| '1235-2913-6201-0130 | IDE-20-OP-LP-013 | 0.00 | 535,028.99 | 0.00 | 535,028.99 | |
| '1235-2913-6201-0140 | IDE-20-OP-LP-014 | 521,874.71 | 26,816.60 | 0.00 | 548,691.31 | |
| '1235-2913-6201- | IDE-20-OP-LP-016 | 504,229.30 | 0.00 | 0.00 | 504,229.30 | |

Cuenta Pública 2020

Notas a los Estados Financieros

Al 30 de Septiembre de 2020

(Pesos)

Ente Público: INSTITUTO PARA EL DESARROLLO Y CERTIFICACION DE LA INFRAESTRUCTURA
FISICA EDUCATIVA Y ELECTRICA DE YUCATAN

| | | | | | | |
|------------------------------|------------------|------------|--|------------|------|------------|
| 0160 | | | | | | |
| '1235- 2913-6201- 0170 | IDE-20-OP-LP-017 | 532,769.88 | | 0.00 | 0.00 | 532,769.88 |
| '1235- 2913-6201- 0180 | IDE-20-OP-LP-018 | 432,904.38 | | 94,741.68 | 0.00 | 527,646.06 |
| '1235- 2913-6201- 0190 | IDE-20-OP-LP-019 | 471,227.37 | | 108,326.27 | 0.00 | 579,553.64 |
| '1235- 2913-6201- 0200 | IDE-20-OP-LP-020 | 166,171.73 | | 358,122.84 | 0.00 | 524,294.57 |
| '1235- 2913-6201- 0210 | IDE-20-OP-LP-021 | 109,612.12 | | 436,915.65 | 0.00 | 546,527.77 |
| '1235- 2913-6201- 0220 | IDE-20-OP-LP-022 | 496,920.61 | | 80,910.49 | 0.00 | 577,831.10 |
| '1235- 2913-6201- 0230 | IDE-20-OP-LP-023 | 539,408.51 | | 0.00 | 0.00 | 539,408.51 |
| '1235- 2913-6201- 0240 | IDE-20-OP-LP-024 | 430,419.34 | | 40,550.15 | 0.00 | 470,969.49 |
| '1235- 2913-6201- 0250 | IDE-20-OP-LP-025 | 508,300.18 | | 3,766.57 | 0.00 | 512,066.75 |
| '1235- 2913-6201- 0260 | IDE-20-OP-LP-026 | 442,201.75 | | 0.00 | 0.00 | 442,201.75 |
| '1235- 2913-6201- 0270 | IDE-20-OP-LP-027 | 291,949.30 | | 107,724.19 | 0.00 | 399,673.49 |
| '1235- 2913-6201- 0280 | IDE-20-OP-LP-028 | 415,017.20 | | 0.00 | 0.00 | 415,017.20 |
| '1235- 2913-6201- 0290 | IDE-20-OP-LP-029 | 206,645.04 | | 156,121.94 | 0.00 | 362,766.98 |
| '1235- 2913-6201- 0300 | IDE-20-OP-LP-030 | 451,083.50 | | 66,294.60 | 0.00 | 517,378.10 |
| '1235- 2913-6201- 0310 | IDE-20-OP-LP-031 | 374,422.01 | | 169,821.49 | 0.00 | 544,243.50 |
| '1235- 2913-6201- 0320 | IDE-20-OP-LP-032 | 208,563.59 | | 137,739.30 | 0.00 | 346,302.89 |
| '1235- 2913-6201- 0330 | IDE-20-OP-LP-033 | 213,019.95 | | 58,874.39 | 0.00 | 271,894.34 |
| '1235- 2913-6201- 0340 | IDE-20-OP-LP-034 | 358,202.88 | | 177,752.80 | 0.00 | 535,955.68 |
| '1235- 2913-6201- 0350 | IDE-20-OP-LP-035 | 256,263.09 | | 263,430.17 | 0.00 | 519,693.26 |
| '1235- 2913-6201- 0360 | IDE-20-OP-LP-036 | 316,888.65 | | 243,955.88 | 0.00 | 560,844.53 |
| '1235- 2913-6201- 0370 | IDE-20-OP-LP-037 | 228,717.46 | | 243,624.44 | 0.00 | 472,341.90 |
| '1235- 2913-6201- 0380 | IDE-20-OP-LP-038 | 215,866.50 | | 298,391.64 | 0.00 | 514,258.14 |
| '1235- 2913-6201- 0390 | IDE-20-OP-LP-039 | 0.00 | | 324,770.05 | 0.00 | 324,770.05 |
| '1235- 2913-6201- 0400 | IDE-20-OP-LP-040 | 0.00 | | 303,311.03 | 0.00 | 303,311.03 |

Cuenta Pública 2020

Notas a los Estados Financieros

Al 30 de Septiembre de 2020

(Pesos)

Ente Público: INSTITUTO PARA EL DESARROLLO Y CERTIFICACION DE LA INFRAESTRUCTURA FISICA EDUCATIVA Y ELECTRICA DE YUCATAN

| | | | | | |
|----------------------|-----------------------|------------|------------|------|------------|
| '1235-2913-6201-0410 | IDE-20-OP-LP-041 | 0.00 | 526,657.56 | 0.00 | 526,657.56 |
| '1235-2913-6201-0420 | IDE-20-OP-LP-042 | 416,420.80 | 0.00 | 0.00 | 416,420.80 |
| '1235-2913-6201-0430 | IDE-20-OP-LP-043 | 0.00 | 517,115.65 | 0.00 | 517,115.65 |
| '1235-2913-6201-0440 | IDE-20-OP-DIRECTA-044 | 976,254.25 | 0.00 | 0.00 | 976,254.25 |
| '1235-2913-6201-0460 | IDE-20-OP-DIRECTA-046 | 200,180.92 | 0.00 | 0.00 | 200,180.92 |
| '1235-2913-6201-0470 | IDE-20-OP-LP-047 | 459,454.80 | 283,360.07 | 0.00 | 742,814.87 |
| '1235-2913-6201-0480 | IDE-20-OP-LP-048 | 431,067.10 | 0.00 | 0.00 | 431,067.10 |
| '1235-2913-6201-0490 | IDE-20-OP-LP-049 | 406,130.35 | 0.00 | 0.00 | 406,130.35 |
| '1235-2913-6201-0500 | IDE-20-OP-LP-050 | 229,825.15 | 0.00 | 0.00 | 229,825.15 |
| '1235-2913-6201-0510 | IDE-20-OP-LP-051 | 155,059.63 | 321,334.46 | 0.00 | 476,394.09 |
| '1235-2913-6201-0520 | IDE-20-OP-LP-052 | 211,957.84 | 0.00 | 0.00 | 211,957.84 |
| '1235-2913-6201-0530 | IDE-20-OP-LP-053 | 0.00 | 177,128.28 | 0.00 | 177,128.28 |
| '1235-2913-6201-0540 | IDE-20-OP-LP-054 | 0.00 | 164,799.81 | 0.00 | 164,799.81 |
| '1235-2913-6201-0550 | IDE-20-OP-LP-055 | 206,780.74 | 103,951.76 | 0.00 | 310,732.50 |
| '1235-2913-6201-0560 | IDE-20-OP-LP-056 | 200,358.44 | 0.00 | 0.00 | 200,358.44 |
| '1235-2913-6201-0570 | IDE-20-OP-LP-057 | 370,961.93 | 147,033.61 | 0.00 | 517,995.54 |
| '1235-2913-6201-0580 | IDE-20-OP-LP-058 | 384,328.86 | 85,624.66 | 0.00 | 469,953.52 |
| '1235-2913-6201-0590 | IDE-20-OP-LP-059 | 0.00 | 930,343.63 | 0.00 | 930,343.63 |
| '1235-2913-6201-0600 | IDE-20-OP-LP-060 | 380,229.60 | 0.00 | 0.00 | 380,229.60 |
| '1235-2913-6201-0610 | IDE-20-OP-LP-061 | 0.00 | 181,364.16 | 0.00 | 181,364.16 |
| '1235-2913-6201-0630 | IDE-20-OP-LP-063 | 227,619.22 | 96,952.36 | 0.00 | 324,571.58 |
| '1235-2913-6201-0640 | IDE-20-OP-LP-064 | 0.00 | 194,662.84 | 0.00 | 194,662.84 |
| '1235-2913-6201-0650 | IDE-20-OP-LP-065 | 0.00 | 195,754.31 | 0.00 | 195,754.31 |
| '1235-2913-6201-0660 | IDE-20-OP-LP-066 | 289,231.06 | 0.00 | 0.00 | 289,231.06 |
| '1235-2913-6201- | IDE-20-OP-LP-067 | 217,859.11 | 0.00 | 0.00 | 217,859.11 |

Cuenta Pública 2020

Notas a los Estados Financieros

Al 30 de Septiembre de 2020.

(Pesos)

Ente Público: INSTITUTO PARA EL DESARROLLO Y CERTIFICACION DE LA INFRAESTRUCTURA FISICA EDUCATIVA Y ELECTRICA DE YUCATAN

| | | | | | | |
|----------------------|------------------|------------|--|------------|------|------------|
| 0670 | | | | | | |
| '1235-2913-6201-0680 | IDE-20-OP-LP-068 | 242,358.71 | | 0.00 | 0.00 | 242,358.71 |
| '1235-2913-6201-0690 | IDE-20-OP-LP-069 | 0.00 | | 116,800.33 | 0.00 | 116,800.33 |
| '1235-2913-6201-0700 | IDE-20-OP-LP-070 | 57,987.23 | | 0.00 | 0.00 | 57,987.23 |
| '1235-2913-6201-0710 | IDE-20-OP-LP-071 | 253,603.15 | | 274,788.83 | 0.00 | 528,391.98 |
| '1235-2913-6201-0720 | IDE-20-OP-LP-072 | 0.00 | | 920,361.41 | 0.00 | 920,361.41 |
| '1235-2913-6201-0740 | IDE-20-OP-LP-074 | 162,559.94 | | 104,825.77 | 0.00 | 267,385.71 |
| '1235-2913-6201-0750 | IDE-20-OP-LP-075 | 428,684.89 | | 421,339.61 | 0.00 | 850,024.50 |
| '1235-2913-6201-0760 | IDE-20-OP-LP-076 | 244,774.59 | | 262,634.49 | 0.00 | 507,409.08 |
| '1235-2913-6201-0770 | IDE-20-OP-LP-077 | 0.00 | | 92,559.34 | 0.00 | 92,559.34 |
| '1235-2913-6201-0780 | IDE-20-OP-LP-078 | 0.00 | | 142,673.48 | 0.00 | 142,673.48 |
| '1235-2913-6201-0790 | IDE-20-OP-LP-079 | 57,052.95 | | 177,155.81 | 0.00 | 234,208.76 |
| '1235-2913-6201-0800 | IDE-20-OP-LP-080 | 254,944.34 | | 216,221.42 | 0.00 | 471,165.76 |
| '1235-2913-6201-0840 | IDE-20-OP-LP-084 | 0.00 | | 223,331.41 | 0.00 | 223,331.41 |
| '1235-2913-6201-0850 | IDE-20-OP-LP-085 | 0.00 | | 260,272.34 | 0.00 | 260,272.34 |
| '1235-2913-6201-0860 | IDE-20-OP-LP-086 | 0 | | 212455.67 | 0 | 212455.67 |
| '1235-2913-6201-0870 | IDE-20-OP-LP-087 | 0 | | 93944.02 | 0 | 93944.02 |
| '1235-2913-6201-0880 | IDE-20-OP-LP-088 | 0 | | 221569.57 | 0 | 221569.57 |
| '1235-2913-6201-0890 | IDE-20-OP-LP-089 | 0 | | 230706.75 | 0 | 230706.75 |
| '1235-2913-6201-0910 | IDE-20-OP-LP-091 | 0 | | 179744.03 | 0 | 179744.03 |
| '1235-2913-6201-0920 | IDE-20-OP-LP-092 | 0 | | 252926.29 | 0 | 252926.29 |
| '1235-2913-6201-0940 | IDE-20-OP-LP-094 | 0 | | 320542.9 | 0 | 320542.9 |
| '1235-2913-6201-0950 | IDE-20-OP-LP-095 | 0 | | 585782.93 | 0 | 585782.93 |
| '1235-2913-6201-0960 | IDE-20-OP-LP-096 | 0 | | 246149.03 | 0 | 246149.03 |
| '1235-2913-6201-0970 | IDE-20-OP-LP-097 | 0 | | 51801.07 | 0 | 51801.07 |

Cuenta Pública 2020

Notas a los Estados Financieros

Al 30 de Septiembre de 2020

(Pesos)

Ente Público: INSTITUTO PARA EL DESARROLLO Y CERTIFICACION DE LA INFRAESTRUCTURA FISICA EDUCATIVA Y ELECTRICA DE YUCATAN

| | | | | | |
|----------------------|-------------------|------------|-----------|---|------------|
| '1235-2913-6201-0980 | IDE-20-OP-LP-098 | 0 | 86377.94 | 0 | 86377.94 |
| '1235-2913-6201-0990 | IDE-20-OP-LP-099 | 0 | 84690.98 | 0 | 84690.98 |
| '1235-2913-6201-1010 | IDE-20-OP-LP-101 | 0 | 207350.51 | 0 | 207350.51 |
| '1235-2913-6201-1060 | IDE-20-OP-LO-106 | 75141.98 | 76525.73 | 0 | 151667.71 |
| '1235-2913-6201-1090 | IDE-20-OP-LP-109 | 0 | 349386.45 | 0 | 349386.45 |
| '1235-2913-6201-1100 | IDE-20-OP-LP-100 | 0 | 101865.58 | 0 | 101865.58 |
| '1235-2913-6201-1110 | IDE-20-OP-LP-110 | 0 | 384069.34 | 0 | 384069.34 |
| '1235-2913-6201-1111 | IDE-20-OP-LP-111 | 0 | 206716.11 | 0 | 206716.11 |
| '1235-2913-6201-1120 | IDE-20-OP-LP-112 | 0 | 209651.7 | 0 | 209651.7 |
| '1235-2913-6201-1130 | IDE-20-OP-LP-113 | 0 | 474814.44 | 0 | 474814.44 |
| '1235-2913-6201-1150 | IDE-20-OP-LP-115 | 0 | 101980.75 | 0 | 101980.75 |
| '1235-2913-6201-3050 | IDE-20-OP-I3P-005 | 1187186.79 | 0 | 0 | 1187186.79 |

| Cuenta | Nombre | Saldos | Iniciales | | | Saldos | Actuales |
|----------------------|--|------------|-----------|-----------|--------|--------|------------|
| | | | Deudor | Acreeedor | Cargos | | |
| '1250-0000-0000-0000 | Activos Intangibles | 590,616.09 | | | 0 | 0 | 590,616.09 |
| '1254-0000-0000-0000 | Licencias | 590,616.09 | | | 0 | 0 | 590,616.09 |
| '1254-1000-0000-0000 | Licencias Informáticas e Intelectuales | 590,616.09 | | | 0 | 0 | 590,616.09 |

| Cuenta | Nombre | Saldo | Iniciales | | | Saldo | Actuales |
|----------------------|--|--------------|-----------|-----------|--------|-------|--------------|
| | | | Deudo | Acreeedor | Cargos | | |
| '1260-0000-0000-0000 | Depreciación, Deterioro y Amort Acum de Bienes | 5,422,251.47 | 700492.32 | 69,587.23 | | | 4,791,346.38 |
| '1261-0000-0000-0000 | Depreciación Acumulada de Bienes Inmuebles | 642510.56 | 578838.32 | 7,959.03 | | | 71,631.27 |
| '1261-0001-2020-0000 | Depreciación Acumulada de Bienes Inmuebles | 642510.56 | 578838.32 | 7,959.03 | | | 71,631.27 |
| '1263-0000-0000-0000 | Depreciación Acumulada de Bienes Muebles | 4,299,804.69 | 0 | 53,270.01 | | | 4,353,074.70 |
| '1263-0001-2007-0000 | Depreciación acumulada de Mobiliario y Equipo 2007 | 6,718.61 | 0 | 0 | | | 6,718.61 |
| '1263-0001-2008-0000 | Depreciación acumulada de Mobiliario y Equipo 2008 | 114,354.31 | 0 | 0 | | | 114,354.31 |
| '1263-0001-2009-0000 | Depreciación acumulada de Mobiliario y Equipo 2009 | 3,533.67 | 0 | 0 | | | 3,533.67 |
| '1263-0001-2011-0000 | Depreciación acumulada de Mobiliario y Equipo 2011 | 8,723.23 | 0 | 0 | | | 8,723.23 |

Cuenta Pública 2020

Notas a los Estados Financieros

Al 30 de Septiembre de 2020

(Pesos)

Ente Público: INSTITUTO PARA EL DESARROLLO Y CERTIFICACION DE LA INFRAESTRUCTURA FISICA EDUCATIVA Y ELECTRICA DE YUCATAN

| | | | | | |
|----------------------|--|------------|---|-----------|------------|
| '1263-0001-2012-0000 | Depreciación acumulada de Mobiliario y Equipo 2012 | 74,669.40 | 0 | 0 | 74,669.40 |
| '1263-0001-2013-0000 | Depreciación acumulada de Mobiliario y Equipo 2013 | 169,623.38 | 0 | 0 | 169,623.38 |
| '1263-0001-2014-0000 | Depreciación acumulada de Mobiliario y Equipo 2014 | 143,427.31 | 0 | 0 | 143,427.31 |
| '1263-0001-2015-0000 | Depreciación acumulada de Mobiliario y Equipo 2014 | 165,790.30 | 0 | 0 | 165,790.30 |
| '1263-0001-2016-0000 | Depreciación acumulada de Mobiliario y Equipo 2016 | 166,037.58 | 0 | 0 | 166,037.58 |
| '1263-0001-2017-0000 | Depreciación acumulada de Mobiliario y Equipo 2017 | 166,179.23 | 0 | 0 | 166,179.23 |
| '1263-0001-2018-0000 | Depreciación acumulada de Mobiliario y Equipo 2018 | 147,053.87 | 0 | 0 | 147,053.87 |
| '1263-0001-2019-0000 | Depreciación acumulada de Mobiliario y Equipo 2019 | 143,623.26 | 0 | 0 | 143,623.26 |
| '1263-0001-2020-0000 | Depreciación acumulada de Mobiliario y Equipo 2020 | 113,859.89 | 0 | 12,708.18 | 126,568.07 |
| '1263-0002-2007-0000 | Depreciación acumulada de Herramienta y Maq 2007 | 6,781.14 | 0 | 0 | 6,781.14 |
| '1263-0002-2011-0000 | Depreciación acumulada de Herramienta y Maq 2011 | 6,553.90 | 0 | 0 | 6,553.90 |
| '1263-0002-2012-0000 | Depreciación acumulada de Herramienta y Maq 2012 | 27,947.81 | 0 | 0 | 27,947.81 |
| '1263-0002-2013-0000 | Depreciación acumulada de Herramienta y Maq 2013 | 36,949.87 | 0 | 0 | 36,949.87 |
| '1263-0002-2014-0000 | Depreciación acumulada de Herramienta y Maq 2014 | 11,075.49 | 0 | 0 | 11,075.49 |
| '1263-0002-2015-0000 | Depreciación herramienta y Maq 2015 | 14,930.96 | 0 | 0 | 14,930.96 |
| '1263-0002-2016-0000 | Depreciación herramienta y Maq 2016 | 14,529.09 | 0 | 0 | 14,529.09 |
| '1263-0002-2017-0000 | Depreciación herramienta y Maq 2017 | 16,397.79 | 0 | 0 | 16,397.79 |
| '1263-0002-2018-0000 | Depreciación herramienta y Maq 2018 | 15,301.27 | 0 | 0 | 15,301.27 |
| '1263-0002-2019-0000 | Depreciación herramienta y Maq 2019 | 16,074.98 | 0 | 0 | 16,074.98 |
| '1263-0002-2020-0000 | Depreciación herramienta y Maq 2020 | 17,101.92 | 0 | 2,137.74 | 19,239.66 |
| '1263-0003-2014-0000 | Depreciación acumulada de Equipo de Transmi 2014 | 6,714.98 | 0 | 0 | 6,714.98 |
| '1263-0003-2015-0000 | Depreciación acumulada de Equipo de Transmi 2015 | 1,520.81 | 0 | 0 | 1,520.81 |
| '1263-0003-2016-0000 | Depreciación acumulada de Equipo de Transmi 2016 | 1,540.74 | 0 | 0 | 1,540.74 |
| '1263-0003-2017-0000 | Depreciación acumulada de Equipo de Transmi 2017 | 1,749.54 | 0 | 0 | 1,749.54 |
| '1263-0003-2018-0000 | Depreciación acumulada de Equipo de Transmi 2018 | 1,749.54 | 0 | 0 | 1,749.54 |
| '1263-0003-2019-0000 | Depreciación acumulada de Equipo de Transmi 2019 | 1,563.47 | 0 | 0 | 1,563.47 |
| '1263-0003-2020-0000 | Depreciación acumulada de Equipo de Transmi 2020 | 430 | 0 | 53.75 | 483.75 |
| '1263-0004-2007-0000 | Depreciación acumulada de Equipo de Cómputo 2007 | 248,715.63 | 0 | 0 | 248,715.63 |
| '1263-0004-2008-0000 | Depreciación acumulada de Equipo de Cómputo 2008 | 26,722.66 | 0 | 0 | 26,722.66 |
| '1263-0004-2009-0000 | Depreciación acumulada de Equipo de Cómputo 2009 | 31,180.25 | 0 | 0 | 31,180.25 |
| '1263-0004-2010-0000 | Depreciación acumulada de Equipo de Cómputo 2010 | 4,191.40 | 0 | 0 | 4,191.40 |
| '1263-0004-2012-0000 | Depreciación acumulada de Equipo de Cómputo 2012 | 47,669.66 | 0 | 0 | 47,669.66 |
| '1263-0004-2013-0000 | Depreciación acumulada de Equipo de Cómputo 2013 | 106,631.31 | 0 | 0 | 106,631.31 |
| '1263-0004-2014-0000 | Depreciación acumulada de Equipo de Cómputo 2014 | 43,847.58 | 0 | 0 | 43,847.58 |
| '1263-0004-2015-0000 | Depreciación Acum de Equipo de Computo 2015 | 111,448.51 | 0 | 0 | 111,448.51 |

Cuenta Pública 2020

Notas a los Estados Financieros

Al 30 de Septiembre de 2020

(Pesos)

Ente Público: INSTITUTO PARA EL DESARROLLO Y CERTIFICACIÓN DE LA INFRAESTRUCTURA FÍSICA EDUCATIVA Y ELÉCTRICA DE YUCATÁN

| | | | | | |
|----------------------|--|------------|---|-----------|------------|
| '1263-0004-2016-0000 | Depreciación Acum de Equipo de Computo 2016 | 114,536.54 | 0 | 0 | 114,536.54 |
| '1263-0004-2017-0000 | Depreciación Acum de Equipo de Computo 2017 | 113,255.15 | 0 | 0 | 113,255.15 |
| '1263-0004-2018-0000 | Depreciación Acum de Equipo de Computo 2018 | 100,044.73 | 0 | 0 | 100,044.73 |
| '1263-0004-2019-0000 | Depreciación Acum de Equipo de Computo 2019 | 346,866.61 | 0 | 0 | 346,866.61 |
| '1263-0004-2020-0000 | Depreciación Acum de Equipo de Computo 2020 | 343,460.28 | 0 | 35,275.91 | 378,736.19 |
| '1263-0005-2014-0000 | Depreciación acum Otros Mob y Eq de Admon 2014 | 1,780.50 | 0 | 0 | 1,780.50 |
| '1263-0005-2015-0000 | Depreciación acum Otros Mob y Eq de Admon 2015 | 1,968.00 | 0 | 0 | 1,968.00 |
| '1263-0005-2016-0000 | Depreciación acum Otros Mob y Eq de Admon 2016 | 1,968.00 | 0 | 0 | 1,968.00 |
| '1263-0005-2017-0000 | Depreciación acum Otros Mob y Eq de Admon 2017 | 1,655.50 | 0 | 0 | 1,655.50 |
| '1263-0005-2018-0000 | Depreciación acum Otros Mob y Eq de Admon 2018 | 1,218.00 | 0 | 0 | 1,218.00 |
| '1263-0005-2019-0000 | Depreciación acum Otros Mob y Eq de Admon 2019 | 1,218.00 | 0 | 0 | 1,218.00 |
| '1263-0005-2020-0000 | Depreciación acum Otros Mob y Eq de Admon 2020 | 812 | 0 | 101.5 | 913.5 |
| '1263-0006-2014-0000 | Depreciación Acum Maq y Eq Industrial 2014 | 1,234.00 | 0 | 0 | 1,234.00 |
| '1263-0006-2015-0000 | Depreciación Acum Maq y Eq Industrial 2015 | 1,233.96 | 0 | 0 | 1,233.96 |
| '1263-0006-2016-0000 | Depreciación Acum Maq y Eq Industrial 2016 | 1,233.96 | 0 | 0 | 1,233.96 |
| '1263-0006-2017-0000 | Depreciación Acum Maq y Eq Industrial 2017 | 1,233.96 | 0 | 0 | 1,233.96 |
| '1263-0006-2018-0000 | Depreciación Acum Maq y Eq Industrial 2018 | 1,576.93 | 0 | 0 | 1,576.93 |
| '1263-0006-2019-0000 | Depreciación Acum Maq y Eq Industrial 2019 | 5,006.63 | 0 | 0 | 5,006.63 |
| '1263-0006-2020-0000 | Depreciación Acum Maq y Eq Industrial 2020 | 3,566.40 | 0 | 445.8 | 4,012.20 |
| '1263-0007-2014-0000 | Dep Acum Maq y Eq de Const 2014 | 7,308.00 | 0 | 0 | 7,308.00 |
| '1263-0007-2015-0000 | Depreciación Maq y Eq de Const 2015 | 7,308.00 | 0 | 0 | 7,308.00 |
| '1263-0007-2016-0000 | Depreciación Maq y Eq de Const 2016 | 7,308.00 | 0 | 0 | 7,308.00 |
| '1263-0007-2017-0000 | Depreciación Maq y Eq de Const 2017 | 7,308.00 | 0 | 0 | 7,308.00 |
| '1263-0007-2018-0000 | Depreciación Maq y Eq de Const 2018 | 7,308.00 | 0 | 0 | 7,308.00 |
| '1263-0007-2019-0000 | Depreciación Maq y Eq de Const 2019 | 7,650.97 | 0 | 0 | 7,650.97 |
| '1263-0007-2020-0000 | Depreciación Maq y Eq de Const 2020 | 2,466.91 | 0 | 0 | 2,466.91 |
| '1263-0008-2014-0000 | Depreciación Acum Sist de Aire Acond 2014 | 9,155.52 | 0 | 0 | 9,155.52 |
| '1263-0008-2015-0000 | Depreciación Acum Sist de Aire Acond 2015 | 12,725.67 | 0 | 0 | 12,725.67 |
| '1263-0008-2016-0000 | Depreciación Acum Sist de Aire Acond 2016 | 15,076.14 | 0 | 0 | 15,076.14 |
| '1263-0008-2017-0000 | Depreciación Acum Sist de Aire Acond 2017 | 21,600.22 | 0 | 0 | 21,600.22 |
| '1263-0008-2018-0000 | Depreciación Acum Sist de Aire Acond 2018 | 23,851.89 | 0 | 0 | 23,851.89 |
| '1263-0008-2019-0000 | Depreciación Acum Sist de Aire Acond 2019 | 25,457.35 | 0 | 0 | 25,457.35 |
| '1263-0008-2020-0000 | Depreciación Acum Sist de Aire Acond 2020 | 18,346.12 | 0 | 2,427.64 | 20,773.76 |
| '1263-0009-2014-0000 | Depreciación Acum Otros Equipos 2014 | 397.32 | 0 | 0 | 397.32 |
| '1263-0009-2015-0000 | Depreciación Acum Otros Equipos 2015 | 613.67 | 0 | 0 | 613.67 |

Cuenta Pública 2020

Notas a los Estados Financieros

Al 30 de Septiembre de 2020

(Pesos)

Ente Público: INSTITUTO PARA EL DESARROLLO Y CERTIFICACION DE LA INFRAESTRUCTURA FISICA EDUCATIVA Y ELECTRICA DE YUCATAN

| | | | | | |
|----------------------|---|------------|---|--------|------------|
| '1263-0009-2016-0000 | Depreciación Acum Otros Equipos 2016 | 1,341.39 | 0 | 0 | 1,341.39 |
| '1263-0009-2017-0000 | Depreciación Acum Otros Equipos 2017 | 1,433.88 | 0 | 0 | 1,433.88 |
| '1263-0009-2018-0000 | Depreciación Acum Otros Equipos 2018 | 1,433.88 | 0 | 0 | 1,433.88 |
| '1263-0009-2019-0000 | Depreciación Acum Otros Equipos 2019 | 1,403.30 | 0 | 0 | 1,403.30 |
| '1263-0009-2020-0000 | Depreciación Acum Otros Equipos 2020 | 955.92 | 0 | 119.49 | 1075.41 |
| '1263-0010-2006-0000 | Depreciación Acum Equipo de Transp 2006 | 687,094.84 | 0 | 0 | 687,094.84 |
| '1263-0010-2010-0000 | Depreciación Acum Equipo de Transp 2010 | 145,476.19 | 0 | 0 | 145,476.19 |
| '1263-0010-2015-0000 | Depreciación Acum Eq de Transp 2015 | 0.01 | 0 | 0 | 0.01 |
| '1263-0010-2016-0000 | Depreciación Acum Eq de Transp 2016 | 0.01 | 0 | 0 | 0.01 |

| Cuenta | Nombre | Saldo Iniciales | | Saldo | | Actuales |
|----------------------|---|-----------------|------------|--------|----------|------------|
| | | Deudo | Acreeedor | Deudo | Abonos | |
| '1265-0000-0000-0000 | Amortización Acumulada de Activos Intangibles | | 479,936.22 | 121654 | 8,358.19 | 366,640.41 |
| '1265-0001-2010-0000 | Amortización acumulada de Software 2010 | | 3,060.56 | 0 | 0 | 3,060.56 |
| '1265-0001-2011-0000 | Amortización acumulada de Software 2011 | | 1,879.20 | 0 | 0 | 1,879.20 |
| '1265-0001-2012-0000 | Amortización acumulada de Software 2012 | | 3,060.56 | 0 | 0 | 3,060.56 |
| '1265-0001-2013-0000 | Amortización acumulada de Software 2013 | | 3,060.56 | 0 | 0 | 3,060.56 |
| '1265-0002-2012-0000 | Amortización acumulada de Licencias 2012 | | 4,272.91 | 0 | 0 | 4,272.91 |
| '1265-0002-2013-0000 | Amortización acumulada de Licencias 2013 | | 4,405.10 | 0 | 0 | 4,405.10 |
| '1265-0002-2014-0000 | Amortización acumulada de Licencias 2014 | | 9,507.74 | 0 | 0 | 9,507.74 |
| '1265-0002-2015-0000 | Amortización acumulada de Licencias 2015 | | 13,867.88 | 0 | 0 | 13,867.88 |
| '1265-0002-2016-0000 | Amortización acumulada de Licencias 2016 | | 7,792.20 | 0 | 0 | 7,792.20 |
| '1265-0002-2017-0000 | Amortización acumulada de Licencias 2017 | | 5,454.54 | 0 | 0 | 5,454.54 |
| '1265-0002-2018-0000 | Amortización acumulada de Licencias 2018 | | 6,843.54 | 0 | 0 | 6,843.54 |
| '1265-0002-2019-0000 | Amortización acumulada de Licencias 2019 | | 351,172.31 | 121654 | 0 | 229,518.31 |
| '1265-0002-2020-0000 | Amortización acumulada de Licencias 2020 | | 65,559.12 | 0 | 8,358.19 | 73,917.31 |

Los Bienes Muebles adquiridos se registran directamente a cuentas de balance con su contrapartida en el patrimonio, por lo que a la fecha todos los activos que se reflejan en los registros contables se encuentran eficientemente identificados y custodiados en el control de inventarios.

Se considera la política de la depreciación contable de los activos, ya que la obligatoriedad nace en el ejercicio 2012 de acuerdo con la armonización contable y CONAC.

Cuenta Pública 2020

Notas a los Estados Financieros

Al 30 de Septiembre de 2020

(Pesos)

Ente Público: INSTITUTO PARA EL DESARROLLO Y CERTIFICACION DE LA INFRAESTRUCTURA FISICA EDUCATIVA Y ELECTRICA DE YUCATAN

En el presente ejercicio, se están depreciando los activos mensualmente de esta entidad.

10. y 11. Estimaciones y Deterioros

La entidad no cuenta con conceptos de estimaciones; por ejemplo: estimación de cuentas incobrables, estimación de inventarios, deterioro de activos biológicos, no le aplican.

Pasivo

1., 2. y 3. Se anexa a continuación la relación de las cuentas por pagar en una desagregación única por su vencimiento en el corto plazo. El monto que se adeuda al cierre del periodo es derivado del Concepto de Pago de Obra Pública (anticipos, estimaciones, retenciones para su posterior entero).

Las Cuentas por Pagar a Corto Plazo son de \$7,675,108.56 , se integran de la siguiente manera: Servicios por pagar a corto plazo por \$0.00, Proveedores por Pagar a Corto Plazo por \$ 461,793.36 ; Contratistas por Obras Publicas por Pagar por \$4,970,399.72 ; Retenciones y Contribuciones por Pagar por \$1,565,750.85 ; Otras Cuentas por pagar a corto plazo por \$ 677,164.63 .

| Cuenta | Nombre | Saldo s Deudo r | Iniciales | | | Saldo s Deudo r | Actuales Acreeador |
|----------------------|---|--------------------------|--------------|---------------|---------------|--------------------------|-----------------------|
| | | | Acreeador | Cargos | Abonos | | |
| '2110-0000-0000-0000 | Cuentas por Pagar a CP | | 3,647,028.55 | 29,867,867.70 | 33,895,947.71 | | 7,675,108.56 |
| '2111-0000-0000-0000 | Servicios Personales por pagar a Corto Plazo | | 2,336.99 | 1,458,785.58 | 1,456,448.59 | | 0.00 |
| '2111-0001-0000-0000 | IDEFEY | | 2,336.99 | 1,458,785.58 | 1,456,448.59 | | 0.00 |
| '2112-0000-0000-0000 | Proveedores Por Pagar a CP | | 928,604.36 | 2,267,068.90 | 1,800,257.90 | | 461,793.36 |
| '2112-1000-0000-0000 | Proveedores Por Gastos | | 470,780.82 | 1,016,126.82 | 1,007,139.28 | | 461,793.28 |
| '2112-1000-0017-0000 | RadioMovil Dipsa SA de CV | | 0.14 | 18,130.00 | 18,130.00 | | 0.14 |
| '2112-1000-0046-0000 | Seguros Banorte Generali, S.A. de C.V. | | 60 | 0.00 | 0.00 | | 60 |
| '2112-1000-0125-0000 | Secretaría de Administración y Finanzas | | 226,316.42 | 129465 | 118522.04 | | 215,373.46 |
| '2112-1000-0370-0000 | QUIMICA BIODEGRADABLE DE MANTENIMIENTO | | -0.01 | 18186.71 | 18186.71 | | -0.01 |
| '2112-1000-0417-0000 | DISTRIBUIDORA MIRUPER S DE RL DE CV | | 0.02 | 0 | 0 | | 0.02 |
| '2112-1000-0419-0000 | IRAN HERNANDO CARO YAM | | 0.00 | 58448.04 | 64861.68 | | 6,413.64 |
| '2112-1000-0420-0000 | KAREN ABRIL ESTRELLA GUTIERREZ | | 0.01 | 11,141.80 | 11,141.80 | | 0.01 |
| '2112-1000-0453-0000 | Refrimart de México SA de CV | | 0.02 | 0 | 0 | | 0.02 |
| '2112-1000-0454-0000 | Ofelia Camara y Asociados Auditores y Consultores | | 239946 | 0 | 0 | | 239946 |
| '2112-3000-0000-0000 | Proveedores Por Mantenimiento | | 196679.88 | 196679.8 | 0 | | 0.08 |
| '2112-3000-0004-0000 | MK2 Grupo Constructor S de RL de CV | | 0.08 | 0 | 0 | | 0.08 |
| '2112-3000-0004-3894 | #3894 FAM BASICA 2019 | | 0.08 | 0 | 0 | | 0.08 |

Cuenta Pública 2020

Notas a los Estados Financieros

Al 30 de Septiembre de 2020

(Pesos)

Ente Público: INSTITUTO PARA EL DESARROLLO Y CERTIFICACION DE LA INFRAESTRUCTURA FISICA EDUCATIVA Y ELECTRICA DE YUCATAN

| | | | | | | | |
|----------------------|---|---|-----------|-------------|------------|---|------------|
| '2113-0000-0000-0000 | Contratistas por Obras públicas por Pagar CP | | 305229.61 | 25076849.19 | 29742019.3 | | 4970399.72 |
| '2113-0041-0000-0000 | Mas Constructora SA de CV | | -0.01 | 0.00 | 0.00 | | -0.01 |
| '2113-0041-3894-0000 | #3894 Fam Basica 2019 | | -0.01 | 0 | 0 | | -0.01 |
| '2113-0060-0000-0000 | Constructora Luboro SA de CV | | 0.01 | 0 | 0 | | 0.01 |
| '2113-0060-1516-0000 | #1516 Remanentes Fam Basica 2019 | | 0.01 | 0 | 0 | | 0.01 |
| '2113-0120-0000-0000 | GE Construcciones, S.A.de C.V. | | 0.01 | 0.00 | 0.00 | | 0.01 |
| '2113-0120-1516-0000 | #1516 Remanentes Fam Basica 2019 | | 0.01 | 0 | 0 | | 0.01 |
| '2113-0131-0000-0000 | Constructora PCH SA de CV | | 0.02 | 0 | 0 | | 0.02 |
| '2113-0131-1516-0000 | #1516 Remanentes Fam Basica 2019 | | 0.02 | 0.00 | 0.00 | | 0.02 |
| '2113-0162-0000-0000 | Constructora Argon SA de CV | | 0.01 | 0 | 281993.16 | | 281993.17 |
| '2113-0162-3894-0000 | #3894 Fam Basica 2019 | | 0.01 | 0 | 0 | | 0.01 |
| '2113-0162-4001-0000 | #4001 Fam Media Superior 20 | | 0 | 0 | 281993.16 | | 281993.16 |
| '2113-0199-0000-0000 | Fernando Diaz Carrillo | | 0 | 519390.18 | 519389.87 | | -0.31 |
| '2113-0199-9136-0000 | #9136 Fam Basica 2020 | | 0 | 519390.18 | 519389.87 | | -0.31 |
| '2113-0298-0000-0000 | Antonio Escamilla Rodriguez | | -0.01 | 229503.75 | 229503.75 | | -0.01 |
| '2113-0298-1216-0000 | #1216 Escuelas Tiempo Completo 2019 | | -0.01 | 0 | 0 | | -0.01 |
| '2113-0321-0000-0000 | Constructora Cubyc Peninsular SA de CV | | 0.01 | 0 | 0 | | 0.01 |
| '2113-0321-1516-0000 | #1516 Remanentes Fam Basica 2019 | | 0.01 | 0 | 0 | | 0.01 |
| '2113-0328-0000-0000 | Ingenieria Hidraulica del Caribe SA de CV | | 0.01 | 0 | 0 | | 0.01 |
| '2113-0328-3894-0000 | #3894 Fam Basica 2019 | | 0.01 | 0 | 0 | | 0.01 |
| '2113-0335-0000-0000 | Inmobiliaria Proyectos y Edificaciones SA de CV | | 0.08 | 125860.48 | 125860.47 | | 0.07 |
| '2113-0335-3894-0000 | #3894 Fam Basica 2019 | | 0.08 | 0 | 0 | | 0.08 |
| '2113-0335-9136-0000 | #9136 Fam Basica 2020 | | 0 | 125860.48 | 125860.47 | | -0.01 |
| '2113-0342-0000-0000 | Corporacion Constructora del Ste Mexicano | | -0.01 | 0 | 0 | | -0.01 |
| '2113-0342-1516-0000 | #1516 Rem Fam Basica 2019 | | -0.01 | 0 | 0 | | -0.01 |
| '2113-0377-0000-0000 | Juan Bautista Moo Rodriguez | | 0.01 | 0 | 0 | | 0.01 |
| '2113-0377-1516-0000 | #1516 Remanente FAM BASICA 2019 Santander | | 0.01 | 0 | 0 | | 0.01 |
| '2113-0431-0000-0000 | Hassten Construcción SA de CV | | 0.03 | 0.00 | 0.00 | | 0.03 |
| '2113-0431-1377-0000 | #1377 Fam Superior 2019 | | 0.03 | 0.00 | 0.00 | | 0.03 |
| '2113-0500-0000-0000 | Raul Fernando Navarrete Guevara | | 0.02 | 0.00 | 0.00 | | 0.02 |
| '2113-0500-6990-0000 | '6990 FAM BASICA 2018 | | 0.02 | 0.00 | 0.00 | | 0.02 |
| '2113-0510-0000-0000 | Comercializadora Camino, S.A. de C.V. | | -0.01 | 0.00 | 0.00 | | -0.01 |
| '2113-0510-3894-0000 | #3894 Fam Basica 2019 | | -0.01 | 0 | 0 | | -0.01 |
| '2113-0523-0000-0000 | Eduardo Ahmed Diaz Escamilla | | -0.01 | 0.00 | 0.00 | | -0.01 |
| '2113-0523-1905-0000 | #1905 Expansion de la Educ Inicial 2019 | | -0.01 | 0 | 0 | | -0.01 |
| '2113-0530-9136-0000 | #9136 Fam Basica 20 | 0 | | 145,491.05 | 145,491.05 | 0 | |

Cuenta Pública 2020

Notas a los Estados Financieros

Al 30 de Septiembre de 2020

(Pesos)

Ente Público: INSTITUTO PARA EL DESARROLLO Y CERTIFICACION DE LA INFRAESTRUCTURA FISICA EDUCATIVA Y ELECTRICA DE YUCATAN

| | | | | | | | |
|----------------------|---|--|-------|-----------|-----------|--|-------|
| '2113-0534-0000-0000 | PLANISUR SA de CV | | -0.01 | 72,745.47 | 72,745.47 | | -0.01 |
| '2113-0534-3894-0000 | #3894 Fam Basica 2019 | | -0.01 | 0 | 0.00 | | -0.01 |
| '2113-0575-0000-0000 | Proxima y Construcciones SA de CV | | -0.01 | 0 | 0 | | -0.01 |
| '2113-0575-3894-0000 | #3894 Fam Basica 2019 | | -0.01 | 0 | 0 | | -0.01 |
| '2113-0587-0000-0000 | Eugenia Pech Canul | | 0.2 | 0 | 0 | | 0.2 |
| '2113-0587-3894-0000 | #3894 Fam Basca 2019 | | 0.2 | 0 | 0 | | 0.2 |
| '2113-0590-0000-0000 | Grupo Inmobiliario APLA SA de CV | | 0.01 | 0 | 0 | | 0.01 |
| '2113-0590-3894-0000 | #3894 Fam Basica 2019 | | 0.01 | 0 | 0 | | 0.01 |
| '2113-0591-0000-0000 | Construcción y Proyectos Electricos Face S RL CV | | 0.01 | 0 | 0 | | 0.01 |
| '2113-0591-1516-0000 | #1516 Remanente FAM BASICA 2019 Santander | | 0.01 | 0 | 0 | | 0.01 |
| '2113-0592-0000-0000 | SIGRO Proyectos y Construcciones S de R.L de C.V | | 0.01 | 0 | 0 | | 0.01 |
| '2113-0592-1377-0000 | #1377 Fam Superior 2019 | | 0.01 | 0 | 0 | | 0.01 |
| '2113-0593-0000-0000 | DIPAMSA SA de CV | | -0.01 | 0 | 0 | | -0.01 |
| '2113-0593-1516-0000 | #1516 Remanentes Fam Basica 2019 | | -0.01 | 0 | 0 | | -0.01 |
| '2113-0595-0000-0000 | Construccion e Instalaciones del Sureste SA de CV | | -0.01 | 577332.09 | 577332.09 | | -0.01 |
| '2113-0595-3894-0000 | #3894 Fam Basica 2019 | | -0.01 | 0 | 0 | | -0.01 |
| '2113-0601-0000-0000 | Arveral Diseño y Construccion S.C.P | | 0.01 | 476994.66 | 476994.66 | | 0.01 |
| '2113-0601-1166-0000 | #1166 Fam Media Superior 2019 | | 0.01 | 0 | 0 | | 0.01 |
| '2113-0602-0000-0000 | Rafael Arcos Mendoza | | -0.12 | 0 | 0 | | -0.12 |
| '2113-0602-3894-0000 | #3894 Fam Basica 2019 | | -0.12 | 0 | 0 | | -0.12 |
| '2113-0603-0000-0000 | S&K Construcciones SA de CV | | -0.01 | 0 | 0 | | -0.01 |
| '2113-0603-1377-0000 | #1377 Fam Superior 2019 | | -0.01 | 0 | 0 | | -0.01 |
| '2113-0604-0000-0000 | Corporativo Peninsular Camino Real S.A de C.V | | 0.01 | 0 | 0 | | 0.01 |
| '2113-0604-1166-0000 | #1166 Fam Media Superior 2019 | | 0.01 | 0 | 0 | | 0.01 |
| '2113-0605-0000-0000 | Tellus Proyectos del Sureste S.A de C.V | | -0.01 | 0 | 0 | | -0.01 |
| '2113-0605-1377-0000 | #1377 Fam Superior 2019 | | -0.01 | 0 | 0 | | -0.01 |
| '2113-0609-0000-0000 | Carlos Manuel Ambrosio Sanchez | | 0.01 | 0 | 0 | | 0.01 |
| '2113-0609-3894-0000 | #3894 Fam Basica 2019 | | 0.01 | 0 | 0 | | 0.01 |
| '2113-0611-0000-0000 | Hidrosistemas de la Peninsula S.A de C.V. | | -0.01 | 0 | 0.00 | | -0.01 |
| '2113-0611-3894-0000 | #3894 Fam Basica 2019 | | -0.01 | 0 | 0.00 | | -0.01 |
| '2113-0613-0000-0000 | Costos Residenciales del Poniente SA de CV | | -0.02 | 0 | 0 | | -0.02 |
| '2113-0613-3894-0000 | #3894 Fam Basica 2019 | | -0.02 | 0 | 0 | | -0.02 |
| '2113-0616-0000-0000 | Miguel Angel Rodriguez Cardenas | | -0.01 | 0 | 0 | | -0.01 |
| '2113-0616-3894-0000 | #3894 Fam Basica 2019 | | -0.01 | 0 | 0 | | -0.01 |
| '2113-0617-0000-0000 | SMR Constructora SA de CV | | 0.01 | 0 | 0 | | 0.01 |
| '2113-0617-3894-0000 | #3894 Fam Basica 2019 | | 0.01 | 0 | 0 | | 0.01 |

Cuenta Pública 2020

Notas a los Estados Financieros

Al 30 de Septiembre de 2020

(Pesos)

Ente Público: INSTITUTO PARA EL DESARROLLO Y CERTIFICACION DE LA INFRAESTRUCTURA FISICA EDUCATIVA Y ELECTRICA DE YUCATAN

| | | | | | | |
|----------------------|--|--|--------------|------------|------------|--------------|
| '2113-0618-0000-0000 | Teresita del Carmen Castillo Moo | | -0.01 | 0 | 0 | -0.01 |
| '2113-0618-3894-0000 | #3894 Fam Basica 2019 | | -0.01 | 0 | 0 | -0.01 |
| '2113-0621-0000-0000 | Omar Escalante Ongay | | 116293.96 | 116293.97 | 0 | -0.01 |
| '2113-0621-3894-0000 | #3894 Fam Basica 2019 | | -0.01 | 0 | 0 | -0.01 |
| '2113-0625-0000-0000 | Operaciones Comerciales Valle Pacheco SA de CV | | 0.01 | 0 | 0 | 0.01 |
| '2113-0625-1905-0000 | #1905 PROGRAMA EXP. DE LA EDUC. INICIAL | | 0.01 | 0 | 0 | 0.01 |
| '2113-0628-0000-0000 | TANLAH Construcciones y Edificaciones S.A de C.V | | -0.01 | 335604.33 | 335604.33 | -0.01 |
| '2113-0628-1516-0000 | #1516 Remanentes Fam Basica 2019 | | -0.01 | 0 | 0 | -0.01 |
| '2113-0631-0000-0000 | Luis Alberto Cano y Poot | | 0.01 | 0 | 0 | 0.01 |
| '2113-0631-3894-0000 | #3894 Fam Basica 2019 | | 0.01 | 0 | 0 | 0.01 |
| '2113-0634-0000-0000 | Infraestructura CER S.A. de C.V. | | 0.00 | 1542482.84 | 2937310.37 | 1,394,827.53 |
| '2113-0634-3986-0000 | #3986 Rem Fam Basica 20 | | 0.00 | 0 | 1394827.53 | 1,394,827.53 |
| '2113-0664-0000-0000 | Ordico S.A de C.V | | 0.00 | 452952.72 | 452952.7 | -0.02 |
| '2113-0664-9136-0000 | #9136 Fam Basica 2020 | | 0.00 | 452952.72 | 452952.7 | -0.02 |
| '2113-0684-0000-0000 | Enrique Palma Morales | | 0.00 | 0 | 362978.99 | 362,978.99 |
| '2113-0684-9136-0000 | #9136 Fam Basica 20 | | 0.00 | 0 | 362978.99 | 362,978.99 |
| '2113-0685-0000-0000 | Diseño y Obras Civiles Herca S de RL de CV | | 0.00 | 0 | 2081862.51 | 2,081,862.51 |
| '2113-0685-3986-0000 | #3986 Rem Fam Basica 20 | | 0.00 | 0 | 2081862.51 | 2,081,862.51 |
| '2113-0686-0000-0000 | Roger Armando Aguilar Fernandez | | 0 | 0 | 848737.67 | 848737.67 |
| '2113-0686-4001-0000 | #4001 Fam Media Superior 20 | | 0 | 0 | 848737.67 | 848737.67 |
| '2117-0000-0000-0000 | Retenciones y Contribuciones por Pagar a CP | | 1,731,026.96 | 1034400.63 | 869124.52 | 1,565,750.85 |
| '2117-0001-0000-0000 | I.S.P.T. | | 285,927.34 | 307525 | 241540.87 | 219,943.21 |
| '2117-0001-1000-0000 | I.S.P.T Sueldos Base | | 285,928.22 | 307525 | 241540.87 | 219,944.09 |
| '2117-0001-2000-0000 | ISPT Asimilables | | -0.88 | 0 | 0 | -0.88 |
| '2117-0002-0000-0000 | '10% ISR Retenido | | 0.41 | 0 | 0 | 0.41 |
| '2117-0002-6078-0000 | #6078 Participaciones Federales 2020 | | 0.06 | 0 | 0 | 0.06 |
| '2117-0002-8756-0000 | #38756 Gto Corriente Bmex | | 0.35 | 0 | 0 | 0.35 |
| '2117-0006-0000-0000 | Cuotas Isstey | | 178,149.47 | 357167.75 | 357513.99 | 178,495.71 |
| '2117-0006-0008-0000 | '8% Cuotas Empleados | | 66,171.39 | 131703.69 | 131179.15 | 65,646.85 |
| '2117-0006-0012-0000 | '13.75% Cuota Patronal | | 111,978.08 | 225464.06 | 226334.84 | 112,848.86 |
| '2117-0008-0000-0000 | Fonacot | | 590.47 | 589.94 | 0 | 0.53 |
| '2117-0008-0091-0000 | Lina Valeria Trejo Quintal | | 529.92 | 529.39 | 0 | 0.53 |
| '2117-0009-0000-0000 | Prestamos ISSTEY | | 36,816.77 | 74491.06 | 74995.51 | 37,321.22 |
| '2117-0009-0601-0000 | Dir. General | | -327.62 | 0 | 0 | -327.62 |
| '2117-0009-0602-0000 | Dir. Administración | | 26,144.80 | 43823.6 | 43886.39 | 26,207.59 |
| '2117-0009-0603-0000 | Dir. Construcción | | 2,818.25 | 16621 | 16475.16 | 2,672.41 |

Cuenta Pública 2020

Notas a los Estados Financieros

Al 30 de Septiembre de 2020

(Pesos)

Ente Público: INSTITUTO PARA EL DESARROLLO Y CERTIFICACION DE LA INFRAESTRUCTURA FISICA EDUCATIVA Y ELECTRICA DE YUCATAN

| | | | | | | |
|----------------------|--|--|--------------|-----------|----------|------------|
| '2117-0009-0604-0000 | Dir. Proyectos | | 1,725.76 | 4879.66 | 4879.66 | 1,725.76 |
| '2117-0009-0605-0000 | Dir. Control y Normatividad | | 3,394.34 | 2311.14 | 2311.14 | 3,394.34 |
| '2117-0009-0607-0000 | Dir. Electrificación y Electricidad | | 3,061.24 | 6856.66 | 7443.16 | 3,648.74 |
| '2117-0010-0000-0000 | penalizaciones | | 1,037,176.06 | 133521.6 | 36317.81 | 939,972.27 |
| '2117-0010-0039-0000 | Suministros y Mitos Integrales SA CV | | 20,380.48 | 0 | 0 | 20,380.48 |
| '2117-0010-0039-2321 | #2321 Fam Potenciado | | 20,380.48 | 0 | 0 | 20,380.48 |
| '2117-0010-0060-0000 | Constructora Luboro S.A.de C.V. | | 25,711.67 | 0 | 0 | 25,711.67 |
| '2117-0010-0060-3894 | #3894 Fam Basica 2019 Santander | | 13,895.00 | 0 | 0 | 13,895.00 |
| '2117-0010-3894-0000 | #3894 Fam Basica 2019 | | 11816.67 | 0 | 0 | 11816.67 |
| '2117-0010-0065-0000 | Corporativo OCE del Ste SA de CV | | 8,512.53 | 0 | 0 | 8,512.53 |
| '2117-0010-0065-2321 | '2321 FAM POTENCIADO | | 8,512.53 | 0 | 0 | 8,512.53 |
| '2117-0010-0093-0000 | Gabriel Gerardo de J. Lara Herrera | | 954.77 | 0 | 0 | 954.77 |
| '2117-0010-0093-1516 | #1516 Remanente FAM BASICA 2019 Santander | | 954.77 | 0 | 0 | 954.77 |
| '2117-0010-0094-0000 | Maxiconstructora Hidraulica y Manto Integral S | | 226,523.46 | 129104.53 | 0 | 97,418.93 |
| '2117-0010-0094-6990 | #6990 IDEFEY FAM Basica 2018 | | 97418.93 | 0 | 0.00 | 97,418.93 |
| '2117-0010-0117-0000 | Edificaciones del Mayab, S.A. de C.V. | | 14140.33 | 0 | 0.00 | 14,140.33 |
| '2117-0010-0117-2321 | '2321 FAM POTENCIADO | | 14140.33 | 0 | 0.00 | 14,140.33 |
| '2117-0010-0131-0000 | Constructora PCH S.A.de C.V. | | 887.91 | 0 | 0 | 887.91 |
| '2117-0010-0131-1516 | #1516 Remanente FAM BASICA 2019 Santander | | 887.91 | 0 | 0 | 887.91 |
| '2117-0010-0147-0000 | Grupo Waga S.A. de C.V. | | 3,178.92 | 0 | 0 | 3,178.92 |
| '2117-0010-0147-3376 | #3376 Fafef 2015 Santander | | 3,178.92 | 0 | 0 | 3,178.92 |
| '2117-0010-0153-0000 | José Asuncion Castro Encalada | | 25,722.55 | 0 | 0 | 25,722.55 |
| '2117-0010-0153-2321 | '2321 fam potenciado | | 25,722.55 | 0 | 0 | 25,722.55 |
| '2117-0010-0160-0000 | Promotora y Comercializadora de Bienes Raices | | 73905.54 | 0 | 0.00 | 73,905.54 |
| '2117-0010-0160-2321 | #2321 IDEFEY Fam Potenciado 2015 Santander | | 6573.68 | 0 | 0.00 | 6,573.68 |
| '2117-0010-0160-6143 | #6143 Fam Basica 2015 Santander | | 13770.59 | 0 | 0.00 | 13,770.59 |
| '2117-0010-0160-8410 | #8410 Fafef 2014 Scotiabank | | 53561.27 | 0 | 0.00 | 53,561.27 |
| '2117-0010-0162-0000 | Constructora Argon SA de CV | | 16674.65 | 0 | 0 | 16674.65 |
| '2117-0010-0162-2321 | #2321 Fam Potenciado | | 504.74 | 0 | 0 | 504.74 |
| '2117-0010-0162-3894 | #3894 Fam Basica 2019 Santander | | 16169.91 | 0 | 0.00 | 16,169.91 |
| '2117-0010-0177-0000 | Construcciones y Negocios del Golfo SA de CV | | 2258.55 | 0 | 0.00 | 2,258.55 |
| '2117-0010-0177-2321 | '2321 fam potenciado | | 2,258.55 | 0.00 | 0.00 | 2,258.55 |
| '2117-0010-0182-0000 | Construcciones Milenium del Sureste SA de CV | | 557.48 | 0 | 0 | 557.48 |
| '2117-0010-0182-6143 | #6143 Fam Basica 2015 Santander | | 557.48 | 0 | 0 | 557.48 |
| '2117-0010-0188-0000 | José Jesús Lizama Lizama | | 224.45 | 0 | 0 | 224.45 |
| '2117-0010-0188-6143 | #6143 Fam Basica 2015 Santander | | 224.45 | 0 | 0 | 224.45 |

Cuenta Pública 2020

Notas a los Estados Financieros

Al 30 de Septiembre de 2020

(Pesos)

Ente Público: INSTITUTO PARA EL DESARROLLO Y CERTIFICACION DE LA INFRAESTRUCTURA FISICA EDUCATIVA Y ELECTRICA DE YUCATAN

| | | | | | | | |
|----------------------|--|--|----------|---------|---------|--|----------|
| '2117-0010-0199-0000 | Fernando Diaz Carrillo | | 4,007.21 | 0 | 4432.75 | | 8,439.96 |
| '2117-0010-0199-9136 | #9136 Fam Basica 2020 | | 4007.21 | 0 | 4432.75 | | 8439.96 |
| '2117-0010-0214-0000 | Siurus Constructora S de RL de CV | | 8554.8 | 0 | 0 | | 8554.8 |
| '2117-0010-0214-2321 | #2321 Fam Potenciado | | 8,554.60 | 0 | 0 | | 8,554.60 |
| '2117-0010-0229-0000 | Grupo edeca SA de CV | | 20912.4 | 0 | 0 | | 20912.4 |
| '2117-0010-0229-3894 | #3894 Fam Basica 2019 Santander | | 20912.4 | 0 | 0 | | 20912.4 |
| '2117-0010-0232-0000 | Alberto de Jesus Gomez Sulu | | 1,987.53 | 1944.76 | 0 | | 42.77 |
| '2117-0010-0232-9136 | #9136 Fam Basica 2020 | | 1,987.53 | 1944.76 | 0 | | 42.77 |
| '2117-0010-0233-0000 | Distribuidora Tannah SA de CV | | 651.69 | 0 | 0 | | 651.69 |
| '2117-0010-0233-6990 | #6990 IDEFEY FAM Basica 2018 | | 651.69 | 0 | 0 | | 651.69 |
| '2117-0010-0241-0000 | Construccion y Supervisión VAVEL SA de CV | | 751.16 | 0 | 0 | | 751.16 |
| '2117-0010-0241-2321 | #2321 Fam Potenciado | | 751.16 | 0 | 0 | | 751.16 |
| '2117-0010-0272-0000 | Consortio Peninsular SA de CV | | 14474.98 | 0 | 0 | | 14474.98 |
| '2117-0010-0272-2321 | '2321 ESCUELAS AL CIEN | | 901.48 | 0 | 0 | | 901.48 |
| '2117-0010-0272-3376 | #3376 FAFEF 2015 | | 727.85 | 0 | 0 | | 727.85 |
| '2117-0010-0272-4032 | #4032 IDEFEY FAM Media Superior 2018 Santander | | 12845.65 | 0 | 0 | | 12845.65 |
| '2117-0010-0279-0000 | DISEÑO E INGENIERIA PENINSULAR | | 1220.17 | 0 | 0 | | 1220.17 |
| '2117-0010-0279-2321 | '2321 Fam Potenciado | | 1220.17 | 0 | 0 | | 1220.17 |
| '2117-0010-0281-0000 | Constructora impresa SA de CV | | 403.29 | 0 | 0 | | 403.29 |
| '2117-0010-0281-6143 | #6143 Fam Basica 2015 Santander | | 403.29 | 0 | 0 | | 403.29 |
| '2117-0010-0287-0000 | Francisco José Herrera Contreras | | 108.58 | 0 | 0 | | 108.58 |
| '2117-0010-0287-0239 | #0239 Fam Media Superior 2014 Scottiabank | | 54.29 | 0 | 0 | | 54.29 |
| '2117-0010-0287-8625 | #8625 Fondo Concursable EMS 2014 | | 54.29 | 0 | 0 | | 54.29 |
| '2117-0010-0291-0000 | Monty Construcciones SA de CV | | 9672.33 | 0 | 0 | | 9672.33 |
| '2117-0010-0291-2321 | #2321 Fam Potenciado | | 9672.33 | 0 | 0 | | 9672.33 |
| '2117-0010-0303-0000 | JESUS ALFREDO CERVANTES GUARDIAN | | 608.75 | 0 | 0 | | 608.75 |
| '2117-0010-0303-2321 | '2321 FAM POTENCIADO | | 608.75 | 0 | 0 | | 608.75 |
| '2117-0010-0304-0000 | ECA Infraestructura, S.A. de C.V. | | 7418.41 | 0 | 0 | | 7418.41 |
| '2117-0010-0304-6990 | #6990 Fam Basica 2018 | | 7418.41 | 0 | 0 | | 7418.41 |
| '2117-0010-0312-0000 | Alejandro Quintero González | | 1,734.28 | 0 | 0 | | 1,734.28 |
| '2117-0010-0312-9687 | #9687 BBVA Mejores Espacios Educ 2007 | | 1734.28 | 0 | 0 | | 1734.28 |
| '2117-0010-0313-0000 | Premezclados secis gnco SA de CV | | 7937.59 | 0 | 0 | | 7937.59 |
| '2117-0010-0313-6143 | #6143 Fam Basica 2015 Santander | | 7,937.59 | 0 | 0 | | 7,937.59 |
| '2117-0010-0318-0000 | Megalita sa de cv | | 2,955.51 | 0.00 | 0.00 | | 2955.51 |
| '2117-0010-0318-0673 | #6550240673 Cendi Merida 2008 Santander | | 2955.51 | 0 | 0 | | 2955.51 |
| '2117-0010-0321-0000 | Constructora CUBYC Peninsular SA de CV | | 1751.46 | 0.00 | 0.00 | | 1751.46 |

Cuenta Pública 2020

Notas a los Estados Financieros

Al 30 de Septiembre de 2020

(Pesos)

Ente Público: INSTITUTO PARA EL DESARROLLO Y CERTIFICACION DE LA INFRAESTRUCTURA FISICA EDUCATIVA Y ELECTRICA DE YUCATAN

| | | | | | | |
|----------------------|--|--|-----------|------|--------|-----------|
| '2117-0010-0321-2321 | '2321 fam potenciado | | 1,751.46 | 0.00 | 0.00 | 1,751.46 |
| '2117-0010-0322-0000 | Luis Alberto Canto Chay | | 1,778.88 | 0.00 | 0.00 | 1,778.88 |
| '2117-0010-0322-2321 | #2321 Fam Potenciado | | 1778.88 | 0 | 0 | 1778.88 |
| '2117-0010-0324-0000 | Construredi SA de CV | | 309.91 | 0.00 | 0 | 309.91 |
| '2117-0010-0324-2321 | #2321 Fam Potenciado Santander | | 309.91 | 0 | 0 | 309.91 |
| '2117-0010-0335-0000 | Inomobiliaria proyectos y edificaciones SA de CV | | 6184.12 | 0 | 0 | 6184.12 |
| '2117-0010-0335-3894 | #3894 Fam Basica 2019 Santander | | 6,184.12 | 0 | 0 | 6,184.12 |
| '2117-0010-0336-0000 | Constructora Yucaqln SA de CV | | 8295.47 | 0 | 0 | 8295.47 |
| '2117-0010-0336-6990 | #6990 IDEFEY FAM Basica 2018 | | 8295.47 | 0.00 | 0.00 | 8,295.47 |
| '2117-0010-0351-0000 | Margom Construcciones SA de CV | | 8,111.24 | 0.00 | 0.00 | 8,111.24 |
| '2117-0010-0351-2321 | #2321 Fam Potenciado | | 8,111.24 | 0 | 0 | 8,111.24 |
| '2117-0010-0360-0000 | Zahama Construcciones SA DE CV | | 428.24 | 0 | 0 | 428.24 |
| '2117-0010-0360-6990 | #6990 IDEFEY FAM Basica 2018 | | 428.24 | 0 | 0 | 428.24 |
| '2117-0010-0382-0000 | Desarrollo Prof. en Const. Yucatan SA de CV | | 805.01 | 0 | 0 | 805.01 |
| '2117-0010-0362-6143 | #6143 Fam Basica 2015 Santander | | 805.01 | 0 | 0 | 805.01 |
| '2117-0010-0364-0000 | GEA Construcciones Exactas SA de CV | | 5194.64 | 0 | 0 | 5194.64 |
| '2117-0010-0364-6143 | #6143 Fam Basica 2015 Santander | | 5,194.64 | 0.00 | 0.00 | 5,194.64 |
| '2117-0010-0366-0000 | Casas Conde SA de CV | | 28927.96 | 0 | 0 | 28927.96 |
| '2117-0010-0366-2321 | #2321 Fam Potenciado | | 24813.07 | 0 | 0 | 24813.07 |
| '2117-0010-0366-6990 | #6990 IDEFEY FAM Basica 2018 | | 4,114.89 | 0 | 0 | 4,114.89 |
| '2117-0010-0383-0000 | Constructora Lusen SA de CV | | 56,327.90 | 0 | 0 | 56,327.90 |
| '2117-0010-0383-6191 | #6191 IDEFEY Fam Superior 2015 Santander | | 56327.9 | 0 | 0 | 56327.9 |
| '2117-0010-0391-0000 | Constructora Regional Cooperativa SA de CV | | 1,364.16 | 0 | 0 | 1,364.16 |
| '2117-0010-0391-3894 | #3894 Fam Basica 2019 Santander | | 1,364.16 | 0 | 0 | 1,364.16 |
| '2117-0010-0400-0000 | OBI Ingenieria y Proyectos SA de CV | | 1212.42 | 0 | 0 | 1212.42 |
| '2117-0010-0400-3894 | #3894 Fam Basica 2019 Santander | | 1,212.42 | 0 | 0 | 1,212.42 |
| '2117-0010-0403-0000 | REI Edificaciones del Sur S de RL de CV | | 0.00 | 0 | 752.25 | 752.25 |
| '2117-0010-0403-9136 | #9136 Fam Básica | | 0 | 0 | 752.25 | 752.25 |
| '2117-0010-0405-0000 | DISEÑO E INGENIERIA PENINSULAR | | 1088.57 | 0 | 0 | 1088.57 |
| '2117-0010-0405-2321 | #2321 FAM POTENCIADO | | 1,088.57 | 0 | 0 | 1,088.57 |
| '2117-0010-0406-0000 | CONSTRUCCIONES Y MAQUINARIA DHARMA SA DE CV | | 6,444.99 | 0 | 0 | 6,444.99 |
| '2117-0010-0406-2321 | '2321 FAM POTENCIADO | | 6,444.99 | 0 | 0 | 6,444.99 |
| '2117-0010-0412-0000 | Supervisión y Control de Obras SA de CV | | 63.39 | 0 | 0 | 63.39 |
| '2117-0010-0412-9510 | #9510 Fondo Concursable EMS 2015 Scotiabank | | 63.39 | 0.00 | 0.00 | 63.39 |
| '2117-0010-0415-0000 | Grupo Constructor Tomeva SA de CV | | 1,463.51 | 0.00 | 0.00 | 1,463.51 |
| '2117-0010-0415-2321 | #2321 IDEFEY Fam Potenciado 2015 Santander | | 1,463.51 | 0 | 0 | 1,463.51 |

Cuenta Pública 2020

Notas a los Estados Financieros

Al 30 de Septiembre de 2020

(Pesos)

Ente Público: INSTITUTO PARA EL DESARROLLO Y CERTIFICACION DE LA INFRAESTRUCTURA FISICA EDUCATIVA Y ELECTRICA DE YUCATAN

| | | | | | |
|----------------------|---|-----------|------|------|-----------|
| 2117-0010-0416-0000 | Carpis SA de CV | 16420.82 | 0.00 | 0.00 | 16420.82 |
| '2117-0010-0416-2321 | '2321 FAM POTENCIADO | 16420.82 | 0.00 | 0.00 | 16420.82 |
| '2117-0010-0426-0000 | Consortio Constructivo Peninsula SA de CV | 782.37 | 0 | 0.00 | 782.37 |
| '2117-0010-0426-3376 | #3376 Fafef 2015 Santander | 782.37 | 0 | 0 | 782.37 |
| '2117-0010-0431-0000 | Hassten Construccion SA de CV | 100499.39 | 0 | 0 | 100499.39 |
| '2117-0010-0431-2321 | #2321 Fam Potenciado | 100499.39 | 0 | 0 | 100499.39 |
| '2117-0010-0433-0000 | Josue Arturo Moo Gonzalez | 3771.03 | 0 | 0 | 3771.03 |
| '2117-0010-0433-2321 | #2321 Idefey Fam Potenciado | 3771.03 | 0 | 0 | 3771.03 |
| '2117-0010-0436-0000 | Infraestructura Peninsular SA de CV | 6254.23 | 0 | 0 | 6254.23 |
| '2117-0010-0436-2321 | '2321 ESCUELAS AL CIEN | 6254.23 | 0 | 0 | 6254.23 |
| '2117-0010-0442-0000 | Comercializadora Fed S de RL de CV | 8247.05 | 0 | 0 | 8247.05 |
| '2117-0010-0442-2321 | #2321 Fam Potenciado | 8247.05 | 0 | 0 | 8247.05 |
| '2117-0010-0444-0000 | Ele Carfelo SA de CV | 1432.86 | 0 | 0 | 1432.86 |
| '2117-0010-0444-2321 | #2321 Fam Potenciado | 1432.86 | 0 | 0 | 1432.86 |
| '2117-0010-0445-0005 | Servicios Tecnologicos y de Infra. S.A de S.V. | 12675.37 | 0 | 0 | 12675.37 |
| '2117-0010-0445-6990 | #6990 IDEFEY FAM Basica 2018 | 12675.37 | 0 | 0 | 12675.37 |
| '2117-0010-0449-0000 | Grupo SM, S de R.L. de C.V. | 2943.08 | 0 | 0 | 2943.08 |
| '2117-0010-0449-2321 | #2321 Fam Potenciado Santander | 2943.08 | 0 | 0 | 2943.08 |
| '2117-0010-0500-0000 | Raul Fernando Navarrete Guevara | 816.65 | 0 | 0 | 816.65 |
| '2117-0010-0500-6990 | #6990 IDEFEY FAM Basica 2018 | 816.65 | 0 | 0 | 816.65 |
| '2117-0010-0512-0000 | MOGUER CONSTRUCCIONES EXACTAS | 1262.1 | 0 | 0 | 1262.1 |
| '2117-0010-0512-6990 | #6990 IDEFEY FAM Basica 2018 | 1262.1 | 0 | 0 | 1262.1 |
| '2117-0010-0528-0000 | Alfredo Ruiz Victora | 7203.56 | 0 | 0 | 7203.56 |
| '2117-0010-0528-2321 | #2321 Fam Potenciado Santander | 7203.56 | 0 | 0 | 7203.56 |
| '2117-0010-0529-0000 | BDR SA DE CV | 1277.42 | 0 | 0 | 1277.42 |
| '2117-0010-0529-2321 | #2321 Fam Potenciado | 1277.42 | 0 | 0 | 1277.42 |
| '2117-0010-0530-0000 | JG Maquinaria y Construcciones S de RL de CV | 6048.16 | 0 | 0 | 6048.16 |
| '2117-0010-0530-9981 | #9981 FAM Basica 2017 Santander | 6048.16 | 0 | 0 | 6048.16 |
| '2117-0010-0541-0000 | JOVISION CONSULTORES SC | 3111.43 | 0 | 0 | 3111.43 |
| '2117-0010-0541-6990 | #6990 IDEFEY FAM Basica 2018 | 3111.43 | 0 | 0 | 3111.43 |
| '2117-0010-0542-0000 | Ideas Arquitectos S.A. de C.V. | 1293.76 | 0 | 0 | 1293.76 |
| '2117-0010-0542-2321 | #2321 Fam Potenciado Santander | 1293.76 | 0 | 0 | 1293.76 |
| '2117-0010-0543-0000 | Construcciones Bienes Raices Tello Salazar SA CV | 37539.37 | 0 | 0 | 37539.37 |
| '2117-0010-0543-2321 | #2321 Fam Potenciado | 37539.37 | 0 | 0 | 37539.37 |
| '2117-0010-0549-0000 | Oscar Manuel Sarabia Maldonado | 4361.04 | 0 | 0 | 4361.04 |
| '2117-0010-0549-2321 | #2321 Fam Potenciado | 4361.04 | 0 | 0 | 4361.04 |
| '2117-0010-0566-0000 | Proyectos de Ingenieria Constr Superv y Auditoria | 21744.09 | 0 | 0 | 21744.09 |

Cuenta Pública 2020

Notas a los Estados Financieros

Al 30 de Septiembre de 2020

(Pesos)

Ente Público: INSTITUTO PARA EL DESARROLLO Y CERTIFICACION DE LA INFRAESTRUCTURA FISICA EDUCATIVA Y ELECTRICA DE YUCATAN

| | | | | | |
|----------------------|--|----------|---|---------|----------|
| '2117-0010-0566-3894 | #3894 Fam Basica 2019 Santander | 21744.09 | 0 | 0 | 21744.09 |
| '2117-0010-0570-0000 | Carlos Manuel Uicab Crespo | 3832.65 | 0 | 0 | 3832.65 |
| '2117-0010-0570-2321 | #2321 Fam Potenciado Santander | 3832.65 | 0 | 0 | 3832.65 |
| '2117-0010-0571-0000 | Saycosur, S.A. de C.V. | 3586.45 | 0 | 0 | 3586.45 |
| '2117-0010-0571-2321 | #2321 Fam Potenciado Santander | 3586.45 | 0 | 0 | 3586.45 |
| '2117-0010-0588-0000 | Urbanika HR SA de CV | 29720.94 | 0 | 0 | 29720.94 |
| '2117-0010-0588-3894 | #3894 Fam Basica 2019 Santander | 29720.94 | 0 | 0 | 29720.94 |
| '2117-0010-0592-0000 | Sigro Proyectos y Construccion S de RL de CV | 77139.34 | 0 | 0 | 77139.34 |
| '2117-0010-0592-1174 | #1174 PACTEN 2019 | 359.99 | 0 | 0 | 359.99 |
| '2117-0010-0592-1377 | #1377 Fam Superior 2019 Banamex | 76779.35 | 0 | 0 | 76779.35 |
| '2117-0010-0597-0000 | Citra S.A de C.V | 5421.24 | 0 | 0 | 5421.24 |
| '2117-0010-0597-1516 | #1516 Remanente FAM BASICA 2019 Santander | 5421.24 | 0 | 0 | 5421.24 |
| '2117-0010-0599-0000 | Zuleimi Maribel Sosa Gongora | 3044.44 | 0 | 0 | 3044.44 |
| '2117-0010-0599-3894 | #3894 Fam Basica 2019 Santander | 3044.44 | 0 | 0 | 3044.44 |
| '2117-0010-0600-0000 | Ignacio vado Alonzo | 3400.05 | 0 | 0 | 3400.05 |
| '2117-0010-0600-9136 | #9136 Fam Básica | 3400.05 | 0 | 0 | 3400.05 |
| '2117-0010-0608-0000 | Jose Daniel Rubio Acevedo | 2498.25 | 0 | 0 | 2498.25 |
| '2117-0010-0608-9136 | #9136 Fam Basicoa 2020 | 2498.25 | 0 | 0 | 2498.25 |
| '2117-0010-0615-0000 | RC Construccion y Diseño SA de CV | 18.86 | 0 | 1123.58 | 1142.44 |
| '2117-0010-0615-1516 | #1516 Remanente FAM BASICA 2019 Santander | 18.86 | 0 | 0 | 18.86 |
| '2117-0010-0615-9136 | #9136 Fam Básica | 0 | 0 | 1123.58 | 1123.58 |
| '2117-0010-0622-0000 | Sucovisa SA de CV | 8420.16 | 0 | 0 | 8420.16 |
| '2117-0010-0622-3894 | #3894 Fam Basica 2019 Santander | 8420.16 | 0 | 0 | 8420.16 |
| '2117-0010-0627-0000 | M1117 SA DE CV | 5948.12 | 0 | 0 | 5948.12 |
| '2117-0010-0627-3894 | #3894 Fam Basica 2019 Santander | 5948.12 | 0 | 0 | 5948.12 |
| '2117-0010-0635-0000 | Rosor Servicios y Proyectos SA de CV | 0 | 0 | 3288.08 | 3288.08 |
| '2117-0010-0635-9136 | #9136 Fam Básica | 0 | 0 | 3288.08 | 3288.08 |
| '2117-0010-0646-0000 | David Jesus Valencia Cabrera | 1657.01 | 0 | 0 | 1657.01 |
| '2117-0010-0646-9136 | #9136 Fam Basica 2020 | 1657.01 | 0 | 0 | 1657.01 |
| '2117-0010-0656-0000 | Karla Jazmin Cardozo Uribe | 15263.31 | 0 | 0 | 15263.31 |
| '2117-0010-0656-9136 | #9136 Fam Superior 2020 | 15263.31 | 0 | 0 | 15263.31 |
| '2117-0010-0659-0000 | Mirza Elizabeth Perez Matos | 776.32 | 0 | 0 | 776.32 |
| '2117-0010-0659-9136 | #9136 Fam Básica | 776.32 | 0 | 0 | 776.32 |
| '2117-0010-0664-0000 | Ordico SA de CV | 0 | 0 | 748.35 | 748.35 |
| '2117-0010-0664-9136 | #9136 Fam Básica | 0 | 0 | 748.35 | 748.35 |
| '2117-0010-0665-0000 | Pisos Estampados del Mayab SA de CV | 0 | 0 | 3233.76 | 3233.76 |
| '2117-0010-0665-9136 | #9136 Fam Básica | 0 | 0 | 3233.76 | 3233.76 |

Cuenta Pública 2020

Notas a los Estados Financieros

Al 30 de Septiembre de 2020

(Pesos)

Ente Público: INSTITUTO PARA EL DESARROLLO Y CERTIFICACION DE LA INFRAESTRUCTURA FISICA EDUCATIVA Y ELECTRICA DE YUCATAN

| | | | | | |
|----------------------|--|---------|----------|---------|----------|
| '2117-0010-0666-0000 | Eleva Constructora de Yucatan SA de CV | 5981.5 | 0 | 15926.4 | 21907.9 |
| '2117-0010-0666-9136 | #9136 Fam Básica | 5981.5 | 0 | 15926.4 | 21907.9 |
| '2117-0010-0675-0000 | Leydi Elizabeth Valdez Rivero | 0 | 0 | 4340.33 | 4340.33 |
| '2117-0010-0675-9136 | #9136 Fam Básica | 0 | 0 | 4340.33 | 4340.33 |
| '2117-0011-0000-0000 | *Retenciones 2 al millar CMIC | 27067.4 | 44547.22 | 43876.1 | 26396.28 |
| '2117-0011-2007-0000 | Cuentas de Programa del 2007 | 5453.99 | 0 | 0 | 5453.99 |
| '2117-0011-2076-0000 | #2076 Fafet 2007 Inverlat | 315.25 | 0 | 0 | 315.25 |
| '2117-0011-7635-0000 | #7635 Fam Basica 2007 Inverlat | 3700.16 | 0 | 0 | 3700.16 |
| '2117-0011-7643-0000 | #7643 Educacion Media Superior 2007 Inverlat | 1438.58 | 0 | 0 | 1438.58 |
| '2117-0011-2008-0000 | Cuentas del Programa del 2008 | 5744.6 | 0 | 0 | 5744.6 |
| '2117-0011-0383-0000 | #0383 Fafet 2008 BBVA Bancomer | 7.94 | 0 | 0 | 7.94 |
| '2117-0011-0608-0000 | #0608 Fam Uady 2008 Santander | 117.6 | 0 | 0 | 117.6 |
| '2117-0011-7678-0000 | #17001627678 Fam Superior 2008 Inverlat | 5264.79 | 0 | 0 | 5264.79 |
| '2117-0011-7694-0000 | #7694 Fafet 2008 Inverlat | 54.64 | 0 | 0 | 54.64 |
| '2117-0011-8128-0000 | #8128 Programa Fortalecer 2008 HSBC | 299.63 | 0 | 0 | 299.63 |
| '2117-0011-2009-0000 | Cuentas del Programa del 2009 | 3206.15 | 0 | 0 | 3206.15 |
| '2117-0011-0145-0000 | #0145 Fafef 2009 BBVA | 3008.74 | 0 | 0 | 3008.74 |
| '2117-0011-2940-0000 | #2940 FAM Básica 2009 Santander | 197.41 | 0 | 0 | 197.41 |
| '2117-0011-2010-0000 | Cuentas del Programa del 2010 | 8706.89 | 0 | 0 | 8706.89 |
| '2117-0011-2074-0000 | #2074 ITS Valladolid 2010 Banamex | 36.41 | 0 | 0 | 36.41 |
| '2117-0011-4123-0000 | #4123 Idefey FAFEF 2010 Bmx | 6569.28 | 0 | 0 | 6569.28 |
| '2117-0011-7884-0000 | #7884 Sep UTM 2010 Santander | 571.32 | 0 | 0 | 571.32 |
| '2117-0011-9312-0000 | #9312 Uno Fam Superior 2010 BBVA | 1529.88 | 0 | 0 | 1529.88 |
| '2117-0011-2011-0000 | Cuentas de programas 2011 | 331.46 | 0 | 0 | 331.46 |
| '2117-0011-2497-0000 | #2497 Fafef 2011 Banamex | 307.59 | 0 | 0 | 307.59 |
| '2117-0011-4082-0000 | #4082 Educ Media Sup 2011 Inverlat | 23.87 | 0 | 0 | 23.87 |
| '2117-0011-2013-0000 | Cuentas de Programas 2013 | 960.78 | 0 | 0 | 960.78 |
| '2117-0011-6259-0000 | #6259 EMS 2013 Scotiabank | 960.78 | 0 | 0 | 960.78 |
| '2117-0011-2015-0000 | Cuentas de Programas 2015 | 118.56 | 0 | 0 | 118.56 |
| '2117-0011-1547-0000 | #1547 Proexoe 2015 ITS Valladolid Scotiabank | -0.01 | 0 | 0 | -0.01 |
| '2117-0011-9472-0000 | #9472 65 Subsidios Para Contingencias Economicas | 0.3 | 0 | 0 | 0.3 |
| '2117-0011-9510-0000 | #9510 Fondo Concursable EMS 2015 Scotiabank | 118.27 | 0 | 0 | 118.27 |
| '2117-0011-2016-0000 | Cuentas de Programas 2016 | 333.96 | 0 | 0 | 333.96 |
| '2117-0011-0119-0000 | #0119 Rec Estatales 2016 Valladolid Scotiabank | 0.01 | 0 | 0 | 0.01 |
| '2117-0011-6115-0000 | #6115 IDEFEY FAFEF 2016 | 333.95 | 0 | 0 | 333.95 |
| '2117-0011-2018-0000 | Cuentas de Programas 2018 | -568.21 | 0 | 0 | -568.21 |
| '2117-0011-4381-0000 | #4381 Rem Fam Basica 2018 Mant Emergente | -344.23 | 0 | 0 | -344.23 |

Cuenta Pública 2020

Notas a los Estados Financieros

Al 30 de Septiembre de 2020

(Pesos)

Ente Público: INSTITUTO PARA EL DESARROLLO Y CERTIFICACION DE LA INFRAESTRUCTURA FISICA EDUCATIVA Y ELECTRICA DE YUCATAN

| | | | | | |
|----------------------|--|-----------|-----------|-----------|-----------|
| '2117-0011-6990-0000 | #6990 IDEFEY FAM Basica 2018 | -223.98 | 0 | 0 | -223.98 |
| '2117-0011-2019-0000 | Cuentas de Programas 2019 | 2108.1 | 0 | 0 | 2108.1 |
| '2117-0011-1377-0000 | #1377 Fam Superior 2019 Banamex | 100 | 0 | 0 | 100 |
| '2117-0011-1516-0000 | #1516 Remanente FAM BASICA 2019 Santander | 842.4 | 0 | 0 | 842.4 |
| '2117-0011-3894-0000 | #3894 Fam Basica 2019 Santander | 1165.7 | 0 | 0 | 1165.7 |
| '2117-0012-0000-0000 | *Retenciones 5 al millar SECODAM | 165299.04 | 116558.06 | 114880.24 | 163621.22 |
| '2117-0012-1000-0000 | Ret 5% Estatales | 7065.04 | 82052.81 | 80374.99 | 5387.22 |
| '2117-0012-2033-0000 | #2033 ITM 2005 Inverlat | 119.74 | 0 | 0 | 119.74 |
| '2117-0012-3894-0000 | #3894 Fam Basica 2019 Santander | 332.85 | 0 | 0 | 332.85 |
| '2117-0012-6259-0000 | #6259 EMS 2013 Scotiaback | 63.37 | 0 | 0 | 63.37 |
| '2117-0012-8128-0000 | #8128 Idefey Prog.Fortalecer 2008 HSBC | 4440.95 | 0 | 0 | 4440.95 |
| '2117-0012-9065-0000 | #9065 Remanentes FAM 2017 Santander | 430.31 | 0 | 0 | 430.31 |
| '2117-0012-2000-0000 | Ret 5% Federales | 158234 | 34505.25 | 34505.25 | 158234 |
| '2117-0012-0145-0000 | #0145 Fafef 2009 BBVA | 6831.17 | 0 | 0 | 6831.17 |
| '2117-0012-0383-0000 | #0383 Fafet 2008 BEVA Bancomer | 19.86 | 0 | 0 | 19.86 |
| '2117-0012-0971-0000 | #0971 Fam Superior 2011 BBVA | 8126.24 | 0 | 0 | 8126.24 |
| '2117-0012-1516-0000 | #1516 Remanente FAM BASICA 2019 Santander | 7672.43 | 0 | 0 | 7672.43 |
| '2117-0012-2074-0000 | #2074 ITS Valladolid 2010 Banamex | 91.05 | 0 | 0 | 91.05 |
| '2117-0012-2076-0000 | #2076 Fafet 2007 Inverlat | 788.16 | 0 | 0 | 788.16 |
| '2117-0012-2321-0000 | #2321 IDEFEY Fam Potenciado 2015 Santander | -10808.3 | 681.8 | 681.8 | -10808.3 |
| '2117-0012-4008-0000 | #4008 PAOE-SEP 2012 Banorte | 701.66 | 0 | 0 | 701.66 |
| '2117-0012-4082-0000 | #4082 Educ Media Sup 2011 Inverlat | 59.68 | 0 | 0 | 59.68 |
| '2117-0012-4732-0000 | #4732 ITA de Conkal 2009 | 34403.04 | 0 | 0 | 34403.04 |
| '2117-0012-6990-0000 | #6990 IDEFEY FAM Basica 2018 | 10794.37 | 0 | 0 | 10794.37 |
| '2117-0012-7635-0000 | #7635 Fam Basica 2007 Inverlat | 42.99 | 0 | 0 | 42.99 |
| '2117-0012-7643-0000 | #7643 Educación Media Superior 2007 Inverla | 3596.43 | 0 | 0 | 3596.43 |
| '2117-0012-7678-0000 | #7678 Fam Sup 2008 Inverlat | 9069.95 | 0 | 0 | 9069.95 |
| '2117-0012-7694-0000 | #7694 Fafef 2008 Inverlat | 136.6 | 0 | 0 | 136.6 |
| '2117-0012-7884-0000 | #7884 Sep UTM 2010 Santander | 1428.29 | 0 | 0 | 1428.29 |
| '2117-0012-8151-0000 | #8151 Idefey Fam Basica 2008 HSBC | 1584.82 | 0 | 0 | 1584.82 |
| '2117-0012-8259-0000 | #8259 FAM Basica 2010 Inverlat | 668.14 | 0 | 0 | 668.14 |
| '2117-0012-8705-0000 | #8705 Fam Superior 2006 Bmex | 136.02 | 0 | 0 | 136.02 |
| '2117-0012-9312-0000 | #9312 Uno Fam Superior 2010 BBVA | 3824.67 | 0 | 0 | 3824.67 |
| '2117-0012-9440-0000 | #9440 Fam Basica 2016 Santander | 1060.9 | 0 | 0 | 1060.9 |
| '2117-0012-9711-0000 | #9711 Fortal de la Gestión Escolar 2010 Inverlat | 77650.45 | 0 | 0 | 77650.45 |
| '2117-0012-9981-0000 | #9981 FAM Basica 2017 Santander | 355.38 | 0 | 0 | 355.38 |
| '2119-0000-0000-0000 | Otras Ctas por Pagar a Corto Plazo | 679830.63 | 30763.4 | 28097.4 | 677164.63 |

Cuenta Pública 2020

Notas a los Estados Financieros

Al 30 de Septiembre de 2020

(Pesos)

Ente Público: INSTITUTO PARA EL DESARROLLO Y CERTIFICACION DE LA INFRAESTRUCTURA
FISICA EDUCATIVA Y ELECTRICA DE YUCATAN

| | | | | | | |
|----------------------|---------------------------------------|--|-----------|---------|---------|-----------|
| '2119-0045-0000-0000 | CMIC #2321 IDEFEY Fam Potenciado 2015 | | 643504.78 | 0 | 0 | 643504.78 |
| '2119-0050-0000-0000 | Guillermo Julian Braza Canto | | -252.52 | 13135.4 | 13135.4 | -252.52 |
| '2119-0052-0000-0000 | Francisco Javier Foot Peet | | 0.37 | 0 | 0 | 0.37 |
| '2119-0056-0000-0000 | Estudios Médicos COVID | | 33912 | 0 | 0 | 33912 |

II) NOTAS AL ESTADO DE ACTIVIDADES

Ingresos de Gestión

1. Los Ingresos por presupuesto obtenidos al 30 de Septiembre de 2020 ascienden a la cantidad de \$196,949.59, integrados de la siguiente manera:

| Cuenta | Nombre | Saldos Iniciales | | Saldos Actuales | | | |
|----------------------|---|------------------|------------|-----------------|-----------|--------|------------|
| | | Deudor | Acreeedor | Cargos | Abonos | Deudor | Acreeedor |
| '4100-0000-0000-0000 | INGRESOS DE GESTION | | 163,899.88 | 1.00 | 33,050.71 | | 196,949.59 |
| '4150-0000-0000-0000 | Productos de Tipo Corriente | | 163,899.88 | 1.00 | 33,050.71 | | 196,949.59 |
| '4151-0000-0000-0000 | Productos | | 163,899.88 | 1.00 | 33,050.71 | | 196,949.59 |
| '4151-1000-0000-0000 | Ingresos por intereses | | 163,899.88 | 1.00 | 33,050.71 | | 196,949.59 |
| '4151-1000-0323-0000 | #0323 Participaciones Federales 2019 | | 176.06 | 0.00 | 0.00 | | 176.06 |
| '4151-1000-0411-0000 | #0411 Univ Tec Metropolitana IEPAC 2020 | | 0.00 | 0.00 | 1,830.35 | | 1,830.35 |
| '4151-1000-0627-0000 | #0627 Univ Tec Poniente Fam Superior 2020 | | 193.67 | 0.00 | 171.95 | | 365.62 |
| '4151-1000-0870-0000 | #08705 IDEFEY Gtos de Sup Fam Potenciado 2015 | | 13.49 | 0.00 | 0.41 | | 13.90 |
| '4151-1000-1093-0000 | #1093 Univ La Uno Fam Superior 2020 | | 6,884.18 | 0.00 | 5,190.28 | | 12,074.46 |
| '4151-1000-1174-0000 | #1174 Pacten 2019 | | 5,697.45 | 0.00 | 528.76 | | 6,226.21 |
| '4151-1000-1383-0000 | #1383 Pacten 2019-2020 | | 47.83 | 0.00 | 0.00 | | 47.83 |
| '4151-1000-1388-0000 | #1388 Escuelas de Tiempo Completo 2020 | | 582.36 | 0.00 | 281.80 | | 864.16 |
| '4151-1000-1412-0000 | #1412 Univ Tec Metrop Fam Superior 2020 | | 3,849.51 | 0.00 | 7,712.74 | | 11,562.25 |
| '4151-1000-1461-0000 | #1461 Exp de la Educ Inicial 2020 | | 0.00 | 0.00 | 110.17 | | 110.17 |
| '4151-1000-1516-0000 | #1516 Remanentes Fam Basica 2019 | | 8,480.53 | 0.00 | 0.00 | | 8,480.53 |
| '4151-1000-1815-0000 | #1815 Gtos Sup x Mtto Emergente | | 4.50 | 0.00 | 0.00 | | 4.50 |
| '4151-1000-1882-0000 | #1882 Recursos de Años Anteriores | | 12,069.62 | 0.00 | 1,120.14 | | 13,189.76 |
| '4151-1000-1905-0000 | #1905 Expansion de la Educ Inicial | | 8,307.35 | 0.00 | 33.51 | | 8,340.86 |
| '4151-1000-2025-0000 | #2025 Gasto Corriente 2009 Inverlat | | 6.82 | 0.00 | 0.84 | | 7.66 |
| '4151-1000-3201-0000 | #3201 Instalación de Juegos Infantiles | | 74.99 | 0.00 | 0.00 | | 74.99 |
| '4151-1000-3498-0000 | #3498 Recursos Propios 2020 | | 28.80 | 0.00 | 1.25 | | 30.05 |
| '4151-1000-3753-0000 | #3753 Fafef 2020 Electrificación | | 1,028.73 | 0.00 | 910.09 | | 1,938.82 |
| '4151-1000-3894-0000 | #3894 Fam Basica 2019 | | 982.64 | 0.00 | 0.00 | | 982.64 |

Cuenta Pública 2020

Notas a los Estados Financieros

Al 30 de Septiembre de 2020

(Pesos)

Ente Público: INSTITUTO PARA EL DESARROLLO Y CERTIFICACION DE LA INFRAESTRUCTURA FISICA EDUCATIVA Y ELECTRICA DE YUCATAN

| | | | | | |
|----------------------|--|-----------|------|----------|-----------|
| '4151-1000-3986-0000 | #3986 Remanente Fam Basica 2020 | 0.00 | 0.00 | 560.94 | 560.94 |
| '4151-1000-4001-0000 | #4001 Fam Media Superior 2020 | 0.00 | 1.00 | 87.69 | 86.69 |
| '4151-1000-4661-0000 | #4661 Fise 2019 | 8.12 | 0.00 | 0.00 | 8.12 |
| '4151-1000-5268-0000 | #5268 Univ Polit Yuc Fam Superior 2020 | 5,249.19 | 0.00 | 8,292.39 | 13,541.58 |
| '4151-1000-5472-0000 | #5472 Univ Tec del Centro Fam Superior 2020 | 609.84 | 0.00 | 172.05 | 781.89 |
| '4151-1000-5703-0000 | #5703 Gasto Corriente 2009 Santander | 70.01 | 0.00 | 7.16 | 77.17 |
| '4151-1000-6051-0000 | #6051 Mtto Emer Expansion Educ Inic 2019 Bmx | 4,095.27 | 0.00 | 7.58 | 4,102.85 |
| '4151-1000-6078-0000 | #6078 Participaciones Federales 2020 | 34,283.51 | 0.00 | 2,392.20 | 36,675.71 |
| '4151-1000-6196-0000 | #6196 Remanente Fam Superior 2019 | 6.59 | 0.00 | 0.00 | 6.59 |
| '4151-1000-6205-0000 | #6205 Inca y PSV Mérida-Tetiz | 1,493.43 | 0.00 | 237.10 | 1,730.53 |
| '4151-1000-6717-0000 | #6717 Tec Tizimin Fam Superior 2020 | 2,456.80 | 0.00 | 1,546.34 | 4,003.14 |
| '4151-1000-7074-0000 | #7074 Participaciones 2019 Mtto Emerg Bmx | 491.04 | 0.00 | 0.00 | 491.04 |
| '4151-1000-8756-0000 | #8756 Gto Corriente Bmx | 5,176.00 | 0.00 | 142.77 | 5,318.77 |
| '4151-1000-9136-0000 | #9136 Fam Basica 2020 | 61,531.55 | 0.00 | 1,712.20 | 63,243.75 |

2. Participaciones, Aportaciones, Transferencias:

Ascienden a la cantidad de \$204,229,211.58

| Cuenta | Nombre | Saldo Deudor | Iniciales | | Abonos | Saldo Deudor | Actuales | |
|----------------------|--|--------------|----------------|--------|---------------|--------------|----------------|--|
| | | | Acreedor | Cargos | | | Acreedor | |
| '4200-0000-0000-0000 | PARTICIPACIONES, APORTACIONES, TRANSFERENCIAS | | 153,872,043.27 | 0.00 | 50,357,168.31 | | 204,229,211.58 | |
| '4220-0000-0000-0000 | Transferencias, Asignaciones, Subsidios y Otras Ayud | | 153,872,043.27 | 0.00 | 50,357,168.31 | | 204,229,211.58 | |
| '4221-0000-0000-0000 | Transferencias Internas y Asignacion al Sector Pub | | 60,006,620.93 | 0.00 | 8,935,243.87 | | 68,941,864.80 | |
| '4221-0000-0000-0001 | Transferencias y Asignaciones | | 60,006,620.93 | 0.00 | 6,335,243.87 | | 66,341,864.80 | |
| '4221-2020-0627-0000 | #0627 Fam Superior 2020 | | 644,552.00 | 0.00 | 135,224.00 | | 779,776.00 | |
| '4221-2020-1093-0000 | #1093 Univ La Uno Fam Sup 2020 | | 11,235,927.00 | 0.00 | 1,558,737.00 | | 12,794,664.00 | |
| '4221-2020-1383-0000 | #1383 Pacten 2019-2020 | | 600,000.00 | 0.00 | 0.00 | | 600,000.00 | |
| '4221-2020-1412-0000 | #1412 Fam Superior 2020 | | 9,762,080.00 | 0.00 | 1,947,584.00 | | 11,709,664.00 | |
| '4221-2020-1461-0000 | #1461 Expansion de la Educ Inicial | | 2,750,000.00 | 0.00 | 0.00 | | 2,750,000.00 | |
| '4221-2020-2321- | #2321 Fam Potenciado | | 148,984.93 | 0.00 | 31,373.87 | | 180,358.80 | |

Cuenta Pública 2020

Notas a los Estados Financieros

Al 30 de Septiembre de 2020

(Pesos)

Ente Público: INSTITUTO PARA EL DESARROLLO Y CERTIFICACION DE LA INFRAESTRUCTURA FISICA EDUCATIVA Y ELECTRICA DE YUCATAN

| | | | | | | |
|----------------------|--|---------------|------|---------------|--|----------------|
| 0000 | | | | | | |
| '4221-2020-2472-0000 | #2472 Pacten 2019-2020 | 395,000.00 | 0.00 | 0.00 | | 395,000.00 |
| '4221-2020-5268-0000 | #5268 Fam Superior 2020 | 14,710,955.00 | 0.00 | 1,977,809.00 | | 16,688,764.00 |
| '4221-2020-5472-0000 | #5472Fam superior 2020 | 644,552.00 | 0.00 | 135,224.00 | | 779,776.00 |
| '4221-2020-6205-0000 | #6205 INCAY SPV MERIDA-TETIZ | 15,000,000.00 | 0.00 | 0.00 | | 15,000,000.00 |
| '4221-2020-6717-0000 | #6717 Fam Superior 2020 | 4,114,570.00 | 0.00 | 549,292.00 | | 4,663,862.00 |
| '4221-2020-0411-0000 | #0411 Univ Tec Metropolitana IEPAC | 0.00 | 0.00 | 2,600,000.00 | | 2,600,000.00 |
| '4222-0000-0000-0000 | Transferencias al Resto del Sector Público | 93,865,422.34 | 0.00 | 41,421,924.44 | | 135,287,346.78 |
| '4222-2020-0000-0000 | Ing.Programas 2020 | 93,865,422.34 | 0.00 | 41,421,924.44 | | 135,287,346.78 |
| '4222-2020-0607-8000 | Aportacion Federal Gasto 2020 | 17,900,887.34 | 0.00 | 2,729,482.19 | | 20,630,369.53 |
| '4222-2020-1388-0000 | #1388 Escuelas tiempo Completo 2020 | 6,762,733.25 | 0.00 | 0.00 | | 6,762,733.25 |
| '4222-2020-1412-0000 | #1412 Univer.Tec.Metrop Fam basica 2020 | 3,900,000.00 | 0.00 | 0.00 | | 3,900,000.00 |
| '4222-2020-3498-0000 | #3498 Recursos Propios 2020 | 2,623,714.00 | 0.00 | 195,097.00 | | 2,818,811.00 |
| '4222-2020-3753-0000 | #3753 Fafet 2020 Electrificacion | 8,999,999.75 | 0.00 | 1,000,000.25 | | 10,000,000.00 |
| '4222-2020-3986-0000 | #3986 Rem Fam Basica 2020 | 0.00 | 0.00 | 23,000,000.00 | | 23,000,000.00 |
| '4222-2020-4001-0000 | #4001 Fam Media Sup 2020 | 0.00 | 0.00 | 5,077,823.00 | | 5,077,823.00 |
| '4222-2020-9136-0000 | #9136 Fam basica 2020 | 53,678,088.00 | 0.00 | 9,419,522.00 | | 63,097,610.00 |

Cuenta Pública 2020

Notas a los Estados Financieros

Al 30 de Septiembre de 2020

(Pesos)

Ente Público: INSTITUTO PARA EL DESARROLLO Y CERTIFICACION DE LA INFRAESTRUCTURA FISICA EDUCATIVA Y ELECTRICA DE YUCATAN

Otros Ingresos y Beneficios:

- El rubro de Otros Ingresos obtenidos se informan los montos totales al 30 de Septiembre de 2020 es la cantidad de \$ 2,349,789.00

| Cuenta | Nombre | SalDOS | | Iniciales | | | SalDOS Actuales | |
|----------------------|----------------|--------|--------------|-----------|-----------|--------|-----------------|--|
| | | Deudor | Acreedor | Cargos | Abonos | Deudor | Acreedor | |
| '4300-0000-0000-0000 | OTROS INGRESOS | | 2,305,575.31 | 382.91 | 44,596.60 | | 2,349,789.00 | |
| '4340-0000-0000-0000 | Otros Ingresos | | 2,305,575.31 | 382.91 | 44,596.60 | | 2,349,789.00 | |

Gastos y Otras Pérdidas:

- En el período el presupuesto ejercido es por \$25,903,390.57 , Se hace observancia conforme a lo establecido en las Reglas de Valuación del patrimonio respecto del traspaso de las obras transferibles, correspondientes a la ejecución de los recursos correspondientes al presente ejercicio fiscal.

| Cuenta | Nombre | SalDOS | | Iniciales | | | SalDOS Actuales | |
|----------------------|--------------------------|---------------|----------|--------------|--------|---------------|-----------------|--|
| | | Deudor | Acreedor | Cargos | Abonos | Deudor | Acreedor | |
| '5000-0000-0000-0000 | GASTOS Y OTRAS PERDIDAS | 22,738,125.71 | | 3,165,264.86 | 0 | 25,903,390.57 | | |
| '5100-0000-0000-0000 | GASTOS DE FUNCIONAMIENTO | 22,738,125.71 | | 3,165,264.86 | 0 | 25,903,390.57 | | |

III) NOTAS AL ESTADO DE VARIACIÓN EN LA HACIENDA PÚBLICA

- Saldo neto de las variaciones entre las fechas de inicio y cierre del periodo.

| Variaciones en la Hacienda Pública | |
|---|----------------|
| Hacienda Pública/Patrimonio Contribuido | 12,710,265.42 |
| Hacienda Pública/Patrimonio Generado de Ejercicios Anteriores | 13,347,289.15 |
| Hacienda Pública/Patrimonio Generado del Ejercicio | 148,962,255.42 |

Cuenta Pública 2020

Notas a los Estados Financieros

Al 30 de Septiembre de 2020

(Pesos)

Ente Público: INSTITUTO PARA EL DESARROLLO Y CERTIFICACION DE LA INFRAESTRUCTURA FISICA EDUCATIVA Y ELECTRICA DE YUCATAN

| | |
|--|----------------|
| Saldo Neto en la Hacienda Pública / Patrimonio | 175,019,809.99 |
|--|----------------|

IV) NOTAS AL ESTADO DE FLUJOS DE EFECTIVO

Efectivo y equivalentes

1. El análisis de los saldos inicial y final que figuran en la última parte del Estado de Flujo de Efectivo en la cuenta de efectivo y equivalentes es como sigue:

| | 2019 | 2020 |
|---|-----------------|-----------------|
| Efectivo en Bancos - Tesorería | \$86,680,573.99 | \$97,237,920.28 |
| Efectivo en Bancos-Dependencias | 0 | 0 |
| Inversiones temporales (hasta 3 meses) | 0 | 0 |
| Fondos con afectación específica | 0 | 0 |
| Depósitos de fondos de terceros y otros | \$2,068,166.90 | \$1,354,616.78 |
| Total de Efectivo y Equivalentes | 88,748,740.89 | 98,592,537.06 |

2. En el periodo presentado no se adquirieron Bienes Muebles e Inmuebles

3. Conciliación de los Flujos de Efectivo Netos de las Actividades de Operación y la cuenta de Ahorro/Desahorro antes de Rubros Extraordinarios. A continuación se presenta la conciliación:

| | 2019 | 2020 |
|--|----------------|----------------|
| Ahorro/Desahorro antes de rubros Extraordinarios | 141,291,788.77 | 180,872,559.60 |
| Movimientos de partidas (o rubros) que no afectan al efectivo. | 0 | 0 |
| Depreciación | 426,273.32 | 500,513.92 |
| Amortización | 223,525.13 | 73,917.31 |
| Incrementos en las provisiones | | |
| Incremento en inversiones producido por revaluación | | |

Cuenta Pública 2020

Notas a los Estados Financieros

Al 30 de Septiembre de 2020

(Pesos)

Ente Público: INSTITUTO PARA EL DESARROLLO Y CERTIFICACION DE LA INFRAESTRUCTURA FISICA EDUCATIVA Y ELECTRICA DE YUCATAN

| | | |
|---|------|----------|
| Ganancia/pérdida en venta de propiedad, planta y equipo | | |
| Incremento en cuentas por cobrar | | |
| Partidas extraordinarias | | |
| Otros Gastos | 17.4 | 2,592.49 |

V) CONCILIACIÓN ENTRE LOS INGRESOS PRESUPUESTARIOS Y CONTABLES, ASÍ COMO ENTRE LOS EGRESOS PRESUPUESTARIOS Y LOS GASTOS CONTABLES

- Conciliación entre los Ingresos Presupuestarios y Contables. Se presenta la conciliación entre los ingresos Presupuestarios y Contables del mes de Septiembre 2020.

| Cuenta Pública 2020 | | |
|--|--|----------------|
| Instituto para el Desarrollo y Certificación de la Infraestructura Física Educativa y Eléctrica de Yucatán | | |
| Conciliación entre los Ingresos Presupuestarios y Contables | | |
| Correspondiente del 01 Enero al 30 Septiembre 2020 | | |
| (Cifras en pesos) | | |
| 1. Ingresos Presupuestarios | | 206,775,950.17 |
| 2. Más ingresos contables no presupuestarios | | - |
| Incremento por variación de inventarios | | |
| Disminución del exceso de estimaciones por pérdida o deterioro u obsolescencia | | |
| Disminución del exceso de provisiones | | |
| Otros ingresos y beneficios varios | | |
| Otros ingresos contables no presupuestarios | | |
| 3. Menos ingresos presupuestarios no contables | | - |
| Productos de capital | | |
| Aprovechamientos capital | | |
| Ingresos derivados de financiamientos | | |
| Otros Ingresos presupuestarios no contables | | |
| 4. Ingresos Contables (4 = 1 + 2 - 3) | | 206,775,950.17 |

Cuenta Pública 2020

Notas a los Estados Financieros

Al 30 de Septiembre de 2020

(Pesos)

Ente Público: INSTITUTO PARA EL DESARROLLO Y CERTIFICACION DE LA INFRAESTRUCTURA FISICA EDUCATIVA Y ELECTRICA DE YUCATAN

- Conciliación entre los Egresos Presupuestarios y los Gastos Contables.

Se presenta la conciliación entre los Egresos Presupuestarios y los Gastos Contables del mes de Septiembre 2020.

| Cuenta Pública 2020 | | |
|--|--|-------------------|
| Instituto para el Desarrollo y Certificación de la Infraestructura Física Educativa y Eléctrica de Yucatán | | |
| Conciliación entre los Egresos Presupuestarios y los Gastos Contables | | |
| Correspondiente del 01 Enero al 30 Septiembre 2020 | | |
| 1. Total de egresos (presupuestarios) | | \$ 165,454,696.23 |

| | | |
|---|-------------------|-------------------|
| 2. Menos egresos presupuestarios no contables | | \$ 139,551,305.66 |
| Mobiliario y equipo de administración | \$ - | |
| Mobiliario y equipo educacional y recreativo | \$ - | |
| Equipo e instrumental médico y de laboratorio | \$ - | |
| Vehículos y equipo de transporte | \$ - | |
| Equipo de defensa y seguridad | \$ - | |
| Maquinaria, otros equipos y herramientas | \$ - | |
| Activos biológicos | \$ - | |
| Bienes inmuebles | \$ - | |
| Activos intangibles | \$ - | |
| Obra pública en bienes propios | \$ - | |
| Acciones y participaciones de capital | \$ - | |
| Compra de títulos y valores | \$ - | |
| Inversiones en fideicomisos, mandatos y otros análogos | \$ - | |
| Provisiones para contingencias y otras erogaciones especiales | \$ - | |
| Amortización de la deuda pública | \$ - | |
| Adeudos de ejercicios fiscales anteriores (ADEFAS) | \$ - | |
| Otros Egresos Presupuestales No Contables | \$ 139,551,305.66 | |

| | | |
|--|---------------|------------------|
| 3. Más gastos contables no presupuestales | | \$ 26,653,382.72 |
| Estimaciones, depreciaciones, deterioros, obsolescencia y amortizaciones | \$ 574,431.23 | |

Cuenta Pública 2020

Notas a los Estados Financieros

Al 30 de Septiembre de 2020

(Pesos)

Ente Público: INSTITUTO PARA EL DESARROLLO Y CERTIFICACION DE LA INFRAESTRUCTURA FISICA EDUCATIVA Y ELECTRICA DE YUCATAN

| | |
|---|------------------|
| Provisiones | \$ - |
| Disminución de inventarios | \$ - |
| Aumento por insuficiencia de estimaciones por pérdida o deterioro u obsolescencia | \$ - |
| Aumento por insuficiencia de provisiones | \$ - |
| Otros Gastos | \$ 2,592.49 |
| Otros Gastos Contables No Presupuestales | \$ 26,076,359.00 |

4. Total de Gasto Contable (4 = 1 - 2 + 3)

\$ 52,556,773.29

b) NOTAS DE MEMORIA (CUENTAS DE ORDEN)

Las cuentas de orden que se utilizan en la entidad, son para registrar movimientos de valores que no afectan o modifican el balance del ente, su incorporación en libros es necesaria con fines de recordatorio contable, de control y en general sobre los aspectos administrativos, o bien para consignar sus derechos o responsabilidades contingentes que puedan o no presentarse en el futuro.

Las cuentas que se manejan en la entidad son las siguientes:

Cuentas de Orden Presupuestarias:

Se informa, de manera agrupada las cuentas de orden presupuestario:

Presupuestarias

Cuenta de ingresos

| Cuenta | Nombre | Saldos Iniciales | | | | Saldos Actuales | |
|----------------------|--|------------------|----------------|----------------|----------------|-----------------|----------------|
| | | Deudor | Acreedor | Cargos | Abonos | Deudor | Acreedor |
| '8100-0000-0000-0000 | Ley de Ingresos | 0 | | 131,614,098.69 | 131,614,098.69 | 0 | |
| '8110-0000-0000-0000 | Ley de Ingresos Estimada | 49,114,285.00 | | 0 | 0 | 49,114,285.00 | |
| '8120-0000-0000-0000 | Ley de Ingresos por Ejecutar | | 36,277,267.34 | 50,434,431.71 | 30,697,368.27 | | 56,014,350.78 |
| '8130-0000-0000-0000 | Modificaciones a la Ley de Ingresos Estimada | 70,949,946.35 | | 30,697,369.27 | -1 | 101,647,316.62 | |
| '8140-0000-0000-0000 | Ley de Ingresos Devengada | | 513,604.23 | 50,482,288.71 | 50,434,431.71 | | 465,747.23 |
| '8150-0000-0000-0000 | Ley de Ingresos Recaudada | | 155,827,914.46 | -1 | 50,482,289.71 | | 206,310,205.17 |

Cuenta Pública 2020

Notas a los Estados Financieros

Al 30 de Septiembre de 2020

(Pesos)

Ente Público: INSTITUTO PARA EL DESARROLLO Y CERTIFICACION DE LA INFRAESTRUCTURA FISICA EDUCATIVA Y ELECTRICA DE YUCATAN

Cuenta de egresos

| Cuenta | Nombre | Saldos Iniciales | | Saldos Actuales | | | |
|----------------------|---|------------------|----------------|-----------------|----------------|----------------|----------------|
| | | Deudor | Acreedor | Cargos | Abonos | Deudor | Acreedor |
| *8200-0000-0000-0000 | Presupuesto de Egresos | 0 | | 223,930,006.91 | 223,930,006.91 | 0 | |
| *8210-0000-0000-0000 | Presupuesto de Egresos Aprobado | | 49,114,285.00 | 0 | 0 | | 49,114,285.00 |
| *8220-0000-0000-0000 | Presupuesto de Egresos por Ejercer | 15,504,766.13 | | 91,261,310.59 | 35,392,030.68 | 71,374,046.04 | |
| *8230-0000-0000-0000 | Modificaciones al Presupuesto de Egresos Aprobado | | 101,043,344.18 | 0 | 91,261,310.59 | | 192,304,654.77 |
| *8240-0000-0000-0000 | Presupuesto de Egresos Comprometido | 2,475,725.07 | | 35,392,030.68 | 33,907,654.63 | 3,960,101.12 | |
| *8250-0000-0000-0000 | Presupuesto de Egresos Devengado | 0 | | 33907654.63 | 33,907,654.63 | 0 | |
| *8260-0000-0000-0000 | Presupuesto de Egresos Ejercido | 1,103,687.19 | | 33907654.63 | 29461356.38 | 5549985.44 | |
| *8270-0000-0000-0000 | Presupuesto de Egresos Pagado | 131,073,450.79 | | 29,461,356.38 | 0 | 160,534,807.17 | |

c) NOTAS DE GESTIÓN ADMINISTRATIVA

1. Introducción

Los Estados Financieros del Instituto para el Desarrollo y Certificación de la infraestructura Física Educativa Y Eléctrica de Yucatán, proveen de información financiera a los principales usuarios de la misma, como son: La Secretaría de Administración y Finanzas, el Congreso del Estado y los ciudadanos.

El objetivo del presente documento es la revelación del contexto y de los aspectos económicos-financieros más relevantes que influyeron en las decisiones del período y que fueron considerados en la elaboración de los estados financieros para mayor comprensión de los mismos y sus particulares.

De esta manera se informa y explica la respuesta del gobierno a las condiciones relacionadas con la información financiera de cada periodo de gestión; además, de exponer aquellas políticas que podrían afectar la toma de decisiones en periodos posteriores.

2. Panorama Económico y Financiero

Las principales condiciones económico- financieras bajo las cuales La Junta estuvo operando y que influyeron en la toma de decisiones de la administración tanto a nivel local como federal has sido austeras en el sentido que la entidad ha podido ejercer recursos para construir, equipar, dar mantenimiento, preventivo o emergente, supervisar, certificar, rehabilitar, reforzar, reconstruir y habilitar inmuebles e instalaciones destinados al servicio de la educación, conforme a las propuestas que le dirijan la Secretaría de Educación, las instituciones

Cuenta Pública 2020

Notas a los Estados Financieros

Al 30 de Septiembre de 2020

(Pesos)

Ente Público: INSTITUTO PARA EL DESARROLLO Y CERTIFICACION DE LA INFRAESTRUCTURA FISICA EDUCATIVA Y ELECTRICA DE YUCATAN

educativas de todos los niveles, los municipios y los particulares; así como planear, programar, presupuestar, ejecutar, modernizar, conservar y dar mantenimiento a la infraestructura eléctrica y recreativa en el estado, conforme a los programas convenidos.

3. Autorización e Historia

A y b. El Instituto para el Desarrollo y Certificación de la Infraestructura Física Educativa de Yucatán es un Organismo Público Descentralizado del Gobierno del Estado, con personalidad jurídica y patrimonios propios tal como se indica en el Decreto de su creación número 142 de fecha 1 de diciembre de 2008, mismo que entra en vigor a partir del 1 de enero de 2009, señalando en el artículo Transitorio Noveno que: " Los bienes muebles, los inmuebles, y los recursos humanos y financieros con que actualmente cuenta el Instituto para la Construcción, Equipamiento, Mantenimiento y Rehabilitación de Escuelas del Estado de Yucatán (ICEMAREY), pasaran a formar parte, para todos los efectos a que hubiere lugar, del patrimonio del Instituto para el Desarrollo y Certificación de la Infraestructura Física Educativa de Yucatán (IDFEY)".

Que el 12 de junio de 2015 fue expedido el Decreto 283/2015 por el que se regula el Instituto para el Desarrollo y Certificación de la Infraestructura Física Educativa de Yucatán, como un organismo público descentralizado de la Administración Pública estatal, con personalidad jurídica y patrimonio propios, cuyo objeto fue la construcción, equipamiento, mantenimiento, supervisión, certificación, rehabilitación, refuerzo, reconstrucción y habilitación de inmuebles e instalaciones destinados al servicio de la educación, de acuerdo con las propuestas que le dirijan la Secretaría de Educación, las instituciones educativas de todos los niveles, los municipios y los particulares.

El 3 de julio de 2019 mediante el Decreto 86/2019 se modificó el Decreto 283/2015 por el que se regula el Instituto para el Desarrollo y Certificación de la Infraestructura Física Educativa de Yucatán, a fin de atribuirle nuevas facultades, específicamente en materia de desarrollo de infraestructura eléctrica, conforme a los convenios que para tal efecto que suscriban con las autoridades competentes, modificando además, consecuentemente, el nombre del órgano, de manera que pasó a denominarse Instituto para el Desarrollo y Certificación de la Infraestructura Física Educativa y Eléctrica de Yucatán.

4. Organización y Objeto Social

El Instituto es un organismo público descentralizado de la Administración Pública estatal, con personalidad jurídica y patrimonio propios, que tiene por objeto construir, equipar, dar mantenimiento, preventivo o emergente, supervisar, certificar, rehabilitar, reforzar, reconstruir y habilitar inmuebles e instalaciones destinados al servicio de la educación, conforme a las propuestas que le dirijan la Secretaría

Cuenta Pública 2020

Notas a los Estados Financieros

Al 30 de Septiembre de 2020

(Pesos)

Ente Público: INSTITUTO PARA EL DESARROLLO Y CERTIFICACION DE LA INFRAESTRUCTURA FISICA EDUCATIVA Y ELECTRICA DE YUCATAN

de Educación, las instituciones educativas de todos los niveles, los municipios y los particulares; así como planear, programar, presupuestar, ejecutar, modernizar, conservar y dar mantenimiento a la infraestructura eléctrica y recreativa en el estado, conforme a los programas convenidos.

5. Bases de Preparación de los Estados Financieros

- a) Los Estados Financieros Contables se encuentran expresados en Moneda Nacional y se elaboran de acuerdo a las disposiciones de la Ley General de Contabilidad Gubernamental que entra en vigor a partir del 1 de enero de 2018 a sí como todos los documentos complementarios emitidos por EL CONAC, utilizando el programa CONTPAQ.
- b) Los Estados Financieros han sido preparados en cumplimiento y de conformidad con la Ley General de Contabilidad Gubernamental publicada en el Diario Oficial de la Federación del 31 de Diciembre de 2008 y los documentos publicados por el CONAC, los cuales tienen como propósito establecer la obligatoriedad de los criterios generales que rigen la armonización de la presupuestación de la contabilidad gubernamental y la emisión de información financiera de los entes públicos.

Lo anterior para efecto de suministrar información acerca de la situación financiera, los resultados de gestión los flujos de efectivo acontecidos y sobre el ejercicio de la Ley de Ingresos y del Presupuesto de Egresos.

- c) Postulados básicos de la contabilidad gubernamental aprobado por la CONAC y publicados en el diario oficial del Estado para su difusión.
 - a) Sustancia Económica
 - b) Entes Públicos
 - c) Existencia Permanente
 - d) Revelación Suficiente
 - e) Importancia Relativa
 - f) Registro e Integración Presupuestaria
 - g) Consolidación de la Información Financiera
 - h) Devengación Contable
 - i) Valuación
 - j) Dualidad Económica
 - k) Consistencia

d) Normatividad Supletoria: ya que la entidad emitida por la CONAC, la entidad no ha requerido aplicar la normatividad supletoria en materia de contabilidad gubernamental.

Cuenta Pública 2020

Notas a los Estados Financieros

Al 30 de Septiembre de 2020

(Pesos)

Ente Público: INSTITUTO PARA EL DESARROLLO Y CERTIFICACION DE LA INFRAESTRUCTURA FISICA EDUCATIVA Y ELECTRICA DE YUCATAN

e) Instituto para el Desarrollo y Certificación de la Infraestructura Física Educativa y Eléctrica de Yucatán, realiza el registro del gasto devengado en el momento contable, para reconocer una obligación de pago a favor de terceros para la percepción de bienes, servicios y obra pública contratados.

6. Políticas de Contabilidad Significativas

Los estados financieros que se acompañan fueron preparados de conformidad con disposiciones en materia de información financiera establecidas en la Ley General de Contabilidad Gubernamental, en los Postulados Básicos de Contabilidad Gubernamental, en las Normas Generales y Específicas de Información Financiera Gubernamental para el Sector Paraestatal emitidas por la Unidad de Contabilidad Gubernamental e Informes sobre la Gestión Pública (UGG) de la Secretaría de Hacienda y Crédito Público (SHCP) y en las Normas de Información Financiera emitidas por el Consejo Mexicano de Normas de Información Financiera, A.C., que son aplicadas de manera supletoria. A continuación se resumen las políticas de información financiera más importantes utilizadas por la Junta para la preparación de sus estados financieros:

La Entidad está obligada a dar cumplimiento a lo establecido en la Ley de Presupuesto y Contabilidad Gubernamental del Estado de Yucatán, por lo tanto procura cumplir con lo establecido en su artículo 148, lo cual señala que la contabilidad gubernamental de los Ejecutores del Gasto se sujetará a las disposiciones de esta Ley, su Reglamento y La Ley General, para lo cual se observan los criterios generales de armonización contables que se emitan, así como las normas y lineamientos para la generación de información financiera.

La Entidad es dependiente del Gobierno del Estado de Yucatán, por lo que su administración se apega a las leyes y otras reglamentaciones establecidas por el gobierno del estado, por tanto, las políticas, procedimientos y registros contables, son preparados de acuerdo a los requerimientos de contabilidad y de sus estados financieros establecidos en la Ley de Presupuesto y Contabilidad Gubernamental del Estado de Yucatán.

Los estados financieros que se acompañan fueron preparados de conformidad a reglas particulares de información, a requerimientos de las leyes y reglamentos que aplican a la Entidad emitidos por el Gobierno del Estado de Yucatán. Los estados financieros que se requieren, y que se establecen en la Ley de Presupuesto y Contabilidad Gubernamental del Estado de Yucatán son: el estado de situación financiera, el estado de ingresos y egresos, el estado de origen y aplicación de recursos, el estado de movimientos en el patrimonio, y el comparativo del presupuesto y ejercido real.

Cuenta Pública 2020

Notas a los Estados Financieros

Al 30 de Septiembre de 2020

(Pesos)

Ente Público: INSTITUTO PARA EL DESARROLLO Y CERTIFICACION DE LA INFRAESTRUCTURA FISICA EDUCATIVA Y ELECTRICA DE YUCATAN

i) Depuración y cancelación de saldos.

| Cuenta/Fecha | Nombre/Tipo | Número | Concepto | Referencia | |
|----------------------|------------------------------|--------|---|----------------------|----------|
| '3270-0057-2018-0000 | Rectificación Ejercicio 2018 | | | | |
| 28-sep-20 | Diario | 170 | RECT PD112 JUN19 FONACOT NO REG APROB JUNTA GOB | RECT APROB JUNTA GOB | 529.39 |
| 28-sep-20 | Diario | 170 | RECT PD114 JUN18 REG DUP FONACOT APROB JUNTA GOB | RECT APROB JUNTA GOB | 60.55 |
| 28-sep-20 | Diario | 170 | RECT PD83 ABR18 PD112 ABR18 RET NO REG(REB BANCO) APROB JUNTA GOB | RECT APROB JUNTA GOB | 2,666.00 |
| '3270-0057-2019-0000 | Rectificación Ejercicio 2019 | | | | |
| 28-sep-20 | Diario | 170 | RECT CH4818 JUL20 CANC FI 1451 DIC19 APROB JUNTA GOB | RECT APROB JUNTA GOB | 2,336.99 |
| 28-sep-20 | Diario | 170 | RECT PD477 NOV19 PD686 DIC19 DUP APROB JUNTA GOB | RECT APROB JUNTA GOB | 524.54 |

j) Posición en Moneda Extranjera y Protección por Riesgo Cambiario

No aplica.

7. Reporte Analítico del Activo

Las tasas de depreciación se utilizan las recomendadas por la "Guía de vida útil estimada y porcentajes de depreciación" para la aplicación de la Ley General de Contabilidad Gubernamental, aprobado por el Consejo Nacional de Armonización Contable de fecha 31 de julio de 2012. El mobiliario y equipo de administración, Maquinaria, otros equipos y herramientas, se deprecia a un 10% .El equipo de cómputo y de Tecnologías de la Información a un 33.3%.Equipo de Transporte a un 20% y los Intangibles se amortizan a una tasa del 33.3%.

8. Fideicomisos, Mandatos y Análogos

No Aplica.

9. Reporte de la Recaudación

No Aplica.

10. Información sobre la Deuda y el Reporte Analítico de la Deuda

No Aplica.

11. Calificaciones otorgadas

No Aplica.

13. Proceso de Mejora

A y b. El Instituto ha implementado procesos de mejora continua en cada una de las direcciones que conforman su estructura orgánica, para efecto de dar cumplimiento en tiempo y en estricto apego a lo señalado por la normatividad vigente, mediante la capacitación al personal, reestructura en los flujos de información, sistemas, mayores controles de verificación en toda la documentación que soporta cada una de las obras, que como organismo ejecutor efectúa. Cabe señalar que en la elaboración

Cuenta Pública 2020

Notas a los Estados Financieros

Al 30 de Septiembre de 2020

(Pesos)

Ente Público: INSTITUTO PARA EL DESARROLLO Y CERTIFICACION DE LA INFRAESTRUCTURA FISICA EDUCATIVA Y ELECTRICA DE YUCATAN

Cuando se utilizan en notas a los estados financieros los términos "las cifras del año actual" se refiere a 2020, el año o fecha que se informa y "del año anterior" se refiere a 2019, el año o fecha con el que se compara.

Derivado de lo anterior, el instituto está en proceso con la planeación para detectar las necesidades informáticas, capacitación del personal responsable de procesar y emitir la información señalada, así como cumplir con la Ley General de Contabilidad Gubernamental del Estado de Yucatán (DOG 31 de diciembre de 2010), así como la Ley de Fiscalización de la Cuenta Pública del Estado de Yucatán.

A continuación se resumen las políticas de información financiera más importantes utilizadas por la entidad:

- a) Los Estados Financieros del Instituto para el Desarrollo y Certificación de la Infraestructura Física Educativa y Eléctrica de Yucatán no realiza la actualización de los Activos, Pasivos y Patrimonio.
- b) El Instituto para el Desarrollo y Certificación de la Infraestructura Física Educativa y Eléctrica de Yucatán, no realizó operaciones en el extranjero.
- c) El Instituto para el Desarrollo y Certificación de la Infraestructura Física Educativa y Eléctrica de Yucatán, No se tienen inversiones en acciones de compañías subsidiarias y asociadas
- d) El Instituto para el Desarrollo y Certificación de la Infraestructura Física Educativa y Eléctrica de Yucatán, no cuentan con inventarios de mercancías para venta.
- e) Los pagos basados en antigüedad a que pueden tener derechos los empleados en caso de retiro voluntario, separación o muerte, de acuerdo a las condiciones generales de trabajo. se registran como egresos en el año que se vuelven exigibles y se pagan. Las obligaciones por jubilaciones y pensiones están a cargo del INSTITUTO DE SEGURIDAD SOCIAL PARA LOS TRABAJADORES DEL ESTADO DE YUCATÁN.
- f) Los Estados financieros no presentan registros de reservas.
- g) Cambios en políticas contables y corrección de errores. No aplica
- h) Reclasificaciones. No aplica

Cuenta Pública 2020

Notas a los Estados Financieros

Al 30 de Septiembre de 2020

(Pesos)

Ente Público: INSTITUTO PARA EL DESARROLLO Y CERTIFICACION DE LA INFRAESTRUCTURA FISICA EDUCATIVA Y ELECTRICA DE YUCATAN

de los Estados Financieros, se han realizado adecuaciones para identificar con mayor claridad los conceptos que los conforman, a efecto de que cada vez se cuente con una mejor clasificación y estemos en condiciones de cumplir con la normatividad señalada por el CONAC.

14. Información por Segmentos

No Aplica.

15. Eventos Posteriores al Cierre

No existen hechos ocurridos con posterioridad a la elaboración de los estados financieros que le afecten económicamente y que no se conocían a la fecha de cierre.

16. Partes Relacionadas

No existen partes relacionadas que pudieran ejercer influencia significativa sobre la toma de decisiones financieras y operativas.

17. Responsabilidad Sobre la Presentación Razonable de la Información Contable.



C. Luis Jorge Montalvo Duarte
Director General



C.P. Francisco Javier Aguilar Uc
Director de Administración



C.P. Karen Eunice Morales Andrade
Jefe de Contabilidad v

Bajo protesta de decir la verdad declaramos que los Estados Financieros y sus notas son razonablemente correctos y responsabilidad del emisor.

Cuenta Pública 2020
Relación de Esquemas Bursátiles y de Coberturas Financieras
Al 30 de Septiembre de 2020

Ente Público: INSTITUTO PARA EL DESARROLLO Y CERTIFICACIÓN DE LA INFRAESTRUCTURA FÍSICA EDUCATIVA Y ELECTRICA DE YUCATÁN

« NO APLICA »


Bajo protesta de decir la verdad declaramos que los Estados Financieros y sus notas son razonablemente correctos y responsabilidad del emisor.



C. Luis Jorge Montalvo Duarte
Director General



C.P. Francisco Javier Aguilar Uc
Director de Administración



C.P. Karen Eunice Morales Andrade
Jefe de Contabilidad y Administración

INSTITUTO PARA EL DESARROLLO Y CERTIFICACIÓN DE LA INFRAESTRUCTURA FÍSICA EDUCATIVA Y ELÉCTRICA DE YUCATÁN

Estado de Situación Financiera Detallado - LDF
al 30 de Septiembre de 2020 y al 31 de Diciembre de 2019
(PESOS)

| Concepto (c) | 30/09/2020 | 31 de Dic de 2019 | Concepto (c) | 30-sep-20 | 31 de Dic de 2019 |
|--|--------------------------|--------------------------|---|--------------------------|--------------------------|
| ACTIVO | | | PASIVO | | |
| Activo Circulante | | | Pasivo Circulante | | |
| a. Efectivo y Equivalentes (a=a1+a2+a3+a4+a5+a6+a7) | \$ 98,592,537.06 | \$ 88,748,740.89 | a. Cuentas por Pagar a Corto Plazo (a=a1+a2+a3+a4+a5+a6+a7+a8+a9) | \$ 7,675,108.37 | \$ 36,068,990.90 |
| a1) Efectivo | \$ 18,000.00 | \$ 18,000.00 | a1) Servicios Personales por Pagar a Corto Plazo | \$ - | \$ 2,337.01 |
| a2) Bancos/Tesorería | \$ 97,219,920.28 | \$ 86,662,573.99 | a2) Proveedores por Pagar a Corto Plazo | \$ 461,793.37 | \$ 13,065,276.40 |
| a3) Bancos/Dependencias y Otros | \$ - | \$ - | a3) Contratistas por Obras Públicas por Pagar a Corto Plazo | \$ 4,970,399.72 | \$ 20,365,595.94 |
| a4) Inversiones Temporales (Hasta 3 meses) | \$ - | \$ - | a4) Participaciones y Aportaciones por Pagar a Corto Plazo | \$ - | \$ - |
| a5) Fondos con Afectación Específica | \$ - | \$ - | a5) Transferencias Otorgadas por Pagar a Corto Plazo | \$ - | \$ - |
| a6) Depósitos de Fondos de Terceros en Garantía y/o Administración | \$ 1,354,616.78 | \$ 2,068,166.90 | a6) Intereses, Comisiones y Otros Gastos de la Deuda Pública por Pagar a Corto Plazo | \$ - | \$ - |
| a7) Otros Efectivos y Equivalentes | \$ - | \$ - | a7) Retenciones y Contribuciones por Pagar a Corto Plazo | \$ 1,565,750.85 | \$ 1,989,868.62 |
| b. Derechos a Recibir Efectivo o Equivalentes (b=b1+b2+b3+b4+b5+b6+b7) | \$ 715,156.97 | \$ 175,012.18 | a8) Devoluciones de la Ley de Ingresos por Pagar a Corto Plazo | \$ - | \$ - |
| b1) Inversiones Financieras de Corto Plazo | \$ - | \$ - | a9) Otras Cuentas por Pagar a Corto Plazo | \$ 677,164.63 | \$ 645,912.93 |
| b2) Cuentas por Cobrar a Corto Plazo | \$ 672,130.87 | \$ 175,010.00 | b. Documentos por Pagar a Corto Plazo (b=b1+b2+b3) | \$ - | \$ - |
| b3) Deudores Diversos por Cobrar a Corto Plazo | \$ 43,000.96 | \$ 1.00 | b1) Documentos Comerciales por Pagar a Corto Plazo | \$ - | \$ - |
| b4) Ingresos por Recuperar a Corto Plazo | \$ 25.14 | \$ 1.18 | b2) Documentos con Contratistas por Obras Públicas por Pagar a Corto Plazo | \$ - | \$ - |
| b5) Deudores por Anticipos de la Tesorería a Corto Plazo | \$ - | \$ - | b3) Otros Documentos por Pagar a Corto Plazo | \$ - | \$ - |
| b6) Préstamos Otorgados a Corto Plazo | \$ - | \$ - | c. Porción a Corto Plazo de la Deuda Pública a Largo Plazo (c=c1+c2) | \$ - | \$ - |
| b7) Otros Derechos a Recibir Efectivo o Equivalentes a Corto Plazo | \$ - | \$ - | c1) Porción a Corto Plazo de la Deuda Pública | \$ - | \$ - |
| c. Derechos a Recibir Bienes o Servicios (c=c1+c2+c3+c4+c5) | \$ 23,074,067.11 | \$ 12,490,205.42 | c2) Porción a Corto Plazo de Arrendamiento Financiero | \$ - | \$ - |
| c1) Anticipo a Proveedores por Adquisición de Bienes y Prestación de Servicios a Corto Plazo | \$ - | \$ - | d. Títulos y Valores a Corto Plazo | \$ - | \$ - |
| c2) Anticipo a Proveedores por Adquisición de Bienes Inmuebles y Muebles a Corto Plazo | \$ - | \$ - | e. Pasivos Diferidos a Corto Plazo (e=e1+e2+e3) | \$ - | \$ - |
| c3) Anticipo a Proveedores por Adquisición de Bienes Intangibles a Corto Plazo | \$ - | \$ - | e1) Ingresos Cobrados por Adelantado a Corto Plazo | \$ - | \$ - |
| c4) Anticipo a Contratistas por Obras Públicas a Corto Plazo | \$ 23,074,067.11 | \$ 12,490,205.42 | e2) Intereses Cobrados por Adelantado a Corto Plazo | \$ - | \$ - |
| c5) Otros Derechos a Recibir Bienes o Servicios a Corto Plazo | \$ - | \$ - | e3) Otros Pasivos Diferidos a Corto Plazo | \$ - | \$ - |
| d. Inventarios (d=d1+d2+d3+d4+d5) | \$ - | \$ - | f. Fondos y Bienes de Terceros en Garantía y/o Administración a Corto Plazo (f=f1+f2+f3+f4+f5+f6) | \$ 387,289,046.98 | \$ 421,257,290.95 |
| d1) Inventario de Mercancías para Venta | \$ - | \$ - | f1) Fondos en Garantía a Corto Plazo | \$ - | \$ - |
| d2) Inventario de Mercancías Terminadas | \$ - | \$ - | f2) Fondos en Administración a Corto Plazo | \$ 387,289,046.98 | \$ 421,257,290.95 |
| d3) Inventario de Mercancías en Proceso de Elaboración | \$ - | \$ - | f3) Fondos Contingentes a Corto Plazo | \$ - | \$ - |
| d4) Inventario de Materias Primas, Materiales y Suministros para Producción | \$ - | \$ - | f4) Fondos de Fideicomisos, Mandatos y Contratos Análogos a Corto Plazo | \$ - | \$ - |
| d5) Bienes en Tránsito | \$ - | \$ - | f5) Otros Fondos de Terceros en Garantía y/o Administración a Corto Plazo | \$ - | \$ - |
| e. Almacenes | \$ 923,342.68 | \$ 923,342.68 | f6) Valores y Bienes en Garantía a Corto Plazo | \$ - | \$ - |
| f. Estimación por Pérdida o Deterioro de Activos Circulantes (f=f1+f2) | \$ - | \$ - | g. Provisiones a Corto Plazo (g=g1+g2+g3) | \$ - | \$ - |
| f1) Estimaciones para Cuentas incobrables por Derechos a Recibir Efectivo o Equivalentes | \$ - | \$ - | g1) Provisión para Demandas y Juicios a Corto Plazo | \$ - | \$ - |
| f2) Estimación por Deterioro de Inventarios | \$ - | \$ - | g2) Provisión para Contingencias a Corto Plazo | \$ - | \$ - |
| g. Otros Activos Circulantes (g=g1+g2+g3+g4) | \$ 97,022,435.58 | \$ 130,434,653.82 | g3) Otras Provisiones a Corto Plazo | \$ - | \$ - |
| g1) Valores en Garantía | \$ 199,122.74 | \$ 199,122.74 | h. Otros Pasivos a Corto Plazo (h=h1+h2+h3) | \$ - | \$ - |
| g2) Bienes en Garantía (excluye depósitos de fondos) | \$ - | \$ - | h1) Ingresos por Clasificar | \$ - | \$ - |
| g3) Bienes Derivados de Embargos, Decomisos, Aseguramientos y Dación en Pago | \$ 96,823,312.84 | \$ 130,235,531.08 | h2) Recaudación por Participar | \$ - | \$ - |
| g4) Adquisición con Fondos de Terceros | \$ - | \$ - | h3) Otros Pasivos Circulantes | \$ - | \$ - |
| IA. Total de Activos Circulantes (IA = a + b + c + d + e + f + g) | \$ 220,327,539.40 | \$ 232,771,954.99 | IIA. Total de Pasivos Circulantes (IIA = a + b + c + d + e + f + g + h) | \$ 394,964,155.55 | \$ 457,326,281.85 |

| | | | | | |
|--|-------------------|-------------------|--|-------------|-------------|
| Activo No Circulante | | | Pasivo No Circulante | | |
| a. Inversiones Financieras a Largo Plazo | \$ - | \$ - | a. Cuentas por Pagar a Largo Plazo | \$ - | \$ - |
| b. Derechos a Recibir Efectivo o Equivalentes a Largo Plazo | \$ - | \$ - | b. Documentos por Pagar a Largo Plazo | \$ - | \$ - |
| c. Bienes Inmuebles, Infraestructura y Construcciones en Proceso | \$ 346,691,590.91 | \$ 243,436,118.48 | c. Deuda Pública a Largo Plazo | \$ - | \$ - |
| d. Bienes Muebles | \$ 6,342,866.51 | \$ 5,255,409.79 | d. Pasivos Diferidos a Largo Plazo | \$ - | \$ - |
| e. Activos Intangibles | \$ 590,616.09 | \$ 590,616.09 | e. Fondos y Bienes de Terceros en Garantía y/o en Administración a Largo Plazo | \$ - | \$ - |
| f. Depreciación, Deterioro y Amortización Acumulada de Bienes | -\$ 4,791,346.38 | -\$ 4,213,182.35 | f. Provisiones a Largo Plazo | \$ - | \$ - |
| g. Activos Diferidos | \$ - | \$ - | | \$ - | \$ - |
| h. Estimación por Pérdida o Deterioro de Activos no Circulantes | \$ - | \$ - | IIIB. Total de Pasivos No Circulantes (IIIB = a + b + c + d + e + f) | \$ - | \$ - |

| | | | | | | | |
|--|----|----------------|----|----------------|--|-----|----------------------------------|
| i. Otros Activos no Circulantes | \$ | 822,699.01 | \$ | 822,699.01 | | | |
| IB. Total de Activos No Circulantes (IB = a + b + c + d + e + f + g + h + i) | \$ | 349,656,426.14 | \$ | 245,891,661.02 | II. Total del Pasivo (II = IIA + IIB) | \$ | 394,964,155.55 \$ 457,326,281.85 |
| I. Total del Activo (I = IA + IB) | \$ | 569,983,965.54 | \$ | 478,663,616.01 | HACIENDA PÚBLICA/PATRIMONIO | | |
| | | | | | IIIA. Hacienda Pública/Patrimonio Contribuido (IIIA = a + b + c) | \$ | 12,710,265.42 \$ 12,006,941.49 |
| | | | | | a. Aportaciones | \$ | 12,710,265.42 \$ 12,006,941.49 |
| | | | | | b. Donaciones de Capital | | |
| | | | | | c. Actualización de la Hacienda Pública/Patrimonio | | |
| | | | | | IIIB. Hacienda Pública/Patrimonio Generado (IIIB = a + b + c + d + e) | \$ | 162,309,544.57 \$ 9,330,392.67 |
| | | | | | a. Resultados del Ejercicio (Ahorro/ Desahorro) | \$ | 154,219,176.88 \$ 135,682,933.48 |
| | | | | | b. Resultados de Ejercicios Anteriores | \$ | 46,074,915.03 -\$ 93,624,914.93 |
| | | | | | c. Revalúos | | |
| | | | | | d. Reservas | | |
| | | | | | e. Rectificaciones de Resultados de Ejercicios Anteriores | -\$ | 37,984,547.34 -\$ 32,727,625.88 |
| | | | | | IIIC. Exceso o Insuficiencia en la Actualización de la Hacienda Pública/Patrimonio (IIIC= a+b) | | |
| | | | | | a. Resultado por Posición Monetaria | | |
| | | | | | b. Resultado por Tenencia de Activos no Monetarios | | |
| | | | | | III. Total Hacienda Pública/Patrimonio (III = IIIA + IIIB + IIIC) | \$ | 175,019,809.99 \$ 21,337,334.16 |
| | | | | | IV. Total del Pasivo y Hacienda Pública/Patrimonio (IV = II + III) | \$ | 569,983,965.54 \$ 478,663,616.01 |

Bajo protesta de decir la verdad declaramos que los Estados Financieros y sus notas son razonablemente correctos y responsabilidad del emisor.


C. Luis Jorge Montalvo Duarte
Director General


C.P. Francisco Javier Aguilar Uc
Director de Administración


C.P. Karen Eunice Morales Andrade
Jefe de Contabilidad y Administración

INSTITUTO PARA EL DESARROLLO Y CERTIFICACIÓN DE LA INFRAESTRUCTURA FÍSICA EDUCATIVA Y ELÉCTRICA DE YUCATÁN

Informe Analítico de la Deuda Pública y Otros Pasivos - LDF

al 30 de Septiembre 2020 (b)


(PESOS)


| Denominación de la Deuda Pública y Otros Pasivos (c) | Saldo al 31 de Diciembre de 2019 (d) | Disposiciones del Periodo (e) | Amortizaciones del Periodo (f) | Revaluaciones, Reclasificaciones y Otros Ajustes (g) | Saldo Final del Periodo (h) h=d+e-f+g | Pago de Intereses del Periodo (i) | Pago de Comisiones y demás costos asociados durante el Periodo (j) |
|---|--------------------------------------|-------------------------------|--------------------------------|--|--|-----------------------------------|--|
| 1. Deuda Pública (1=A+B) | | | | | | | |
| A. Corto Plazo (A=a1+a2+a3) | | | | | | | |
| a1) Instituciones de Crédito | | | | | | | |
| a2) Títulos y Valores | | | | | | | |
| a3) Arrendamientos Financieros | | | | | | | |
| B. Largo Plazo (B=b1+b2+b3) | | | | | | | |
| b1) Instituciones de Crédito | | | | | | | |
| b2) Títulos y Valores | | | | | | | |
| b3) Arrendamientos Financieros | | | | | | | |
| 2. Otros Pasivos | 457,326,281.85 0 | 0 | 0 | 0 | 394,964,155.55 | | |
| 3. Total de la Deuda Pública y Otros Pasivos (3=1+2) | \$ 457,326,281.85 | | | | \$ 394,964,155.55 | | |
| 4. Deuda Contingente 1 (informativo) | | | | | | | |
| A. Deuda Contingente 1 | | | | | | | |
| B. Deuda Contingente 2 | | | | | | | |
| C. Deuda Contingente XX | | | | | | | |
| 5. Valor de Instrumentos Bono Cupón Cero 2 (Informativo) | | | | | | | |
| A. Instrumento Bono Cupón Cero 1 | | | | | | | |
| B. Instrumento Bono Cupón Cero 2 | | | | | | | |
| C. Instrumento Bono Cupón Cero XX | | | | | | | |

| Obligaciones a Corto Plazo (k) | Monto Contratado (l) | Plazo Pactado (m) | Tasa de Interés (n) | Comisiones y Costos Relacionados (o) | Tasa Efectiva (p) |
|--|----------------------|-------------------|---------------------|--------------------------------------|-------------------|
| 6. Obligaciones a Corto Plazo (Informativo) | | | | | |
| A. Crédito 1 | | | | | |
| B. Crédito 2 | | | | | |
| C. Crédito XX | | | | | |

Bajo protesta de decir la verdad declaramos que los Estados Financieros y sus notas son razonablemente correctos y responsabilidad del emisor.


C. Luis Jorge Montalvo Duarte
Director General


C.P. Francisco Javier Aguilar Uc
Director de Administración


C.P. Karen Eunice Morales Andrade
Jefe de Contabilidad

Cuenta Pública 2019
Relación de Bienes Muebles que integran el Patrimonio
Al 30 De Septiembre de 2020
(pesos)

Ente Público: INSTITUTO PARA EL DESARROLLO Y CERTIFICACIÓN DE LA INFRAESTRUCTURA FÍSICA EDUCATIVA Y ELECTRICA DE YUCATÁN.

| Identificador | Descripción | Cantidad | Valor Unitario | Valor Total |
|------------------------|--|----------|----------------|-------------|
| IDE-MOB-027 | MESA 1.5 X .60 CERESO ESTRU.C.NEGRA | 1 | | |
| IDE-MOB-1048 | AIRE ACONDICIONADO RHEEM M-RLK060 | 1 | | |
| IDE-MOB-1049 | AIRE ACONDICIONADO RHEEM TIPO FAN AND COIL | 1 | | |
| IDE-MOB-647 | AMPLIFICADOR SOUND TRACK SA-1200 | 1 | | |
| IDE-MOB-648 | SISTEMA 2 MICROFONOS INALAMBRIKO | 1 | | |
| IDE-MOB-649 | SISTEMA 2 MICROFONOS INALAMBRIKO | 1 | | |
| IDE-MOB-1009 | PAR BAFLES PARED MITSU MBS00 300WATTS | 1 | | |
| IDE-MOB-1010 | PAR BAFLES PARED MITSU MBS00 300WATTS | 1 | | |
| IDE-MOB-1051 | AIRE ACONDICIONADO RSKA-A048CK 000 | 1 | | |
| IDE-MOB-1052 | AIRE ACONDICIONADO RSKA-A048CK 000 | 1 | | |
| IDE-MOB-663 | Rotafolio fijo 170x60x90 | 1 | | |
| IDE-MOB-373 | SILLA VISITA SIN BRAZOS NEGRA OFICE MASTER | 1 | | |
| IDE-MOB-385 | SILLA VISITA SIN BRAZOS NEGRA OFICE MASTER | 1 | | |
| IDE-MOB-165 | CREDENZA METALICA 152X40X75 NEGRO MARCA GEBESA | 1 | | |
| IDE-MOB-361 | MESA PARA SALA DE JUNTAS | 1 | | |
| IDE-MOB-376 | 16 ANAQUELES METALICOS GRIS ACERO | 1 | | |
| IDE-MOB-077 | 17 SILLONES EJECUTIVOS | 1 | | |
| IDE-MOB-071 | 14 SILLONES EJECUTIVOS | 1 | | |
| IDE-MOB-727 | 12 SILLONES EJECUTIVOS | 1 | | |
| IDE-MOB-132 | NIVEL PENTAX, SISTEMA TRIPIE EXTERIOR | 1 | | |
| IDE-MOB-683 | MINI-SPLIT DE PARED MOD.CCH018/CCH018CD | 1 | | |
| IDE-MOB-683 | AIRE ACOND. BRYANT S-C:400187 E-400513 | 1 | | |
| IDE-MOB-705 | AIRE ACOND. FREYVEN BY CARRIER SERIE E503073C50311 | 1 | | |
| IDE-MOB-520 | CONJUNTO EIEC.183X230X75 CHERRY CUERPO NEGRO | 1 | | |
| IDE-MOB-607 | AVT-606 MODULO ANALISTA ECOAVANTE DE 1.60 GRAFITO | 1 | | |
| IDE-MOB-608 | AVT-492 ARCHIVERO VERTICAL DE 3 GAVETAS CAOBA | 1 | | |
| IDE-MOB-065 | SILLON EJEUTIVO EN PIEL COLOR NEGRO QZY2208B | 1 | | |
| IDE-MOB-605 | QZY2208B SILLON EJECUTIVO EN PIEL COLOR NEGRO | 1 | | |
| IDE-MOB-778 | QZY2208B SILLON EJECUTIVO EN PIEL COLOR NEGRO | 1 | | |
| IDE-MOB-075 | QZY2208B SILLON EJECUTIVO EN PIEL COLOR NEGRO | 1 | | |
| IDE-MOB-422 | ENFRIADOR DE AGUA (2) | 1 | | |
| IDE-MOB-378 | DESHUMIDIFICADOR (2) | 1 | | |
| IDE-MOB-066 | Refrigerador 7" | 1 | | |
| Soporte 325-010-112011 | Equipo de control de acceso b3 marca zksoftware | 1 | | |
| IDE-MOB-029 | MINISPLIT 12000 BTUS 220 VOLTS. WHIRPOOL | 1 | | |
| IDE-MOB-729 | Biogenerador de Ozono | 1 | | |
| IDE-MOB-703 | Minisplit LG 24000 BTUS 220 volts | 1 | | |
| IDE-MOB-507 | Minisplit MIRAGE SMCC1121F 220V | 1 | | |
| IDE-MOB-971 | TRITURADORA DE PAPEL | 1 | | |
| IDE-MOB-962 | ARCHIVERO VERTICAL 2 GAVETAS CAOBA | 1 | | |
| IDE-MOB-972 | Minisplit 9000 btus marca AUX | 1 | | |
| COMP.126-002-112011 | 12 Sillas Secretariales | | \$ | 2,565.11 |
| IDE-MOB-1043 | Sillon Ejecutivo en tela Mesh c/cabezera | | \$ | 398.63 |
| IDE-MOB-1067 | Modulo Ejecutivo y Sillas Dir de Proyectos | | \$ | 7,454.16 |
| IDE-MOB-010 | ARCHIVERO METALICO DE 4 CAJONES NEGRO | | \$ | 748.47 |
| IDE-MOB-013 | ARCHIVERO METALICO DE 4 CAJONES NEGRO | | \$ | 748.47 |
| IDE-MOB-016 | AIRE ACONDICIONADO MINISPLIT 12000 BTUS | | \$ | 787.50 |
| IDE-MOB-018 | SILLA DE VISITA VERDE | | \$ | 105.00 |
| IDE-MOB-023 | SILLA DE VISITA NEGRA | | \$ | 105.00 |
| IDE-MOB-026 | SILLON REPOSET VERDE | | \$ | 468.82 |
| IDE-MOB-028 | MESA DE TRABAJO CAOBA | | \$ | 420.70 |
| IDE-MOB-031 | AIRE ACONDICIONADO MINISPLIT 12000 BTUS | | \$ | 787.50 |
| IDE-MOB-032 | ESCRITORIO DE 1 PEDESTAL CON 2 CAJONES | | \$ | 1,205.40 |
| IDE-MOB-033 | ESCRITORIO DE 1 PEDESTAL CON 2 CAJONES | | \$ | 1,205.40 |
| IDE-MOB-034 | MESA DE TRABAJO NEGRA | | \$ | 420.70 |
| IDE-MOB-045 | MESA DE TRABAJO METALICA COLOR CAOBA | | \$ | 420.70 |
| IDE-MOB-046 | MESA DE TRABAJO METALICA COLOR CAOBA | | \$ | 420.70 |
| IDE-MOB-052 | AIRE ACONDICIONADO MINISPLIT 12000 BTUS | | \$ | 787.50 |
| IDE-MOB-053 | SILLA SALAMANCA CON PISTÓN | | \$ | 273.17 |
| IDE-MOB-056 | SILLA SALAMANCA CON PISTÓN | | \$ | 273.17 |
| IDE-MOB-063 | AIRE ACONDICIONADO MINISPLIT 24000 BTUS | | \$ | 1,400.00 |
| IDE-MOB-064 | AIRE ACONDICIONADO MINISPLIT 24000 BTUS | | \$ | 1,400.00 |
| IDE-MOB-066 | REFRIGERADOR | | \$ | 525.00 |
| IDE-MOB-067 | MESA DE TRABAJO COLOR CAOBA | | \$ | 420.70 |
| IDE-MOB-070 | 61 ANAQUELES TIPO ESQUELETO CON 4 POSTES | | \$ | 23,324.88 |
| IDE-MOB-203 | ESCRITORIO EJECUTIVO DE 2 PEDESTALES CON 5 CAJONES | | \$ | 1,085.75 |
| IDE-MOB-093 | AIRE ACONDICIONADO TIPO VENTANA 24,000 BTUS | | \$ | 1,400.00 |
| IDE-MOB-408 | ARCHIVERO METALICO DE 4 CAJONES NEGRO | | \$ | 748.47 |
| IDE-MOB-409 | ARCHIVERO METALICO DE 4 CAJONES NEGRO | | \$ | 748.47 |
| IDE-MOB-127 | SILLA EJECUTIVA CON BRAZOS NEGRA | | \$ | 430.50 |
| IDE-MOB-128 | BANCO DE MADERA VERDE | | \$ | 454.65 |
| IDE-MOB-129 | MESA ESQUINERA CAFÉ | | \$ | 435.40 |

| | | | |
|-------------|---|----|----------|
| IDE-MOB-130 | CAMASTRO GRIS | \$ | 148.75 |
| IDE-MOB-137 | ESCRITORIO EJECUTIVO DE 2 PEDESTALES CON 5 CAJONES | \$ | 1,065.75 |
| IDE-MOB-138 | ESTANTE METALICO PARA RESGUARDO | \$ | 569.97 |
| IDE-MOB-139 | CREDENZA COLOR CAFÉ CON PUERTAS DE CRISTAL | \$ | 1,273.48 |
| IDE-MOB-140 | MESITA MADERA COLOR NEGRO | \$ | 885.15 |
| IDE-MOB-141 | ARCHIVERO METALICO DE 4 CAJONES NEGRO | \$ | 748.47 |
| IDE-MOB-142 | MESA DE MADERA CAFÉ | \$ | 885.15 |
| IDE-MOB-145 | ANAQUEL TIPO ESQUETO 4 ENTRE PAÑOS | \$ | 374.50 |
| IDE-MOB-146 | SILLA VISITA NEGRA | \$ | 105.00 |
| IDE-MOB-147 | SILLA VISITA NEGRA | \$ | 105.00 |
| IDE-MOB-148 | MESA DE JUNTAS COLOR CAOBA | \$ | 1,054.20 |
| IDE-MOB-149 | ESCRITORIO DE MADERA, FORMA DE U | \$ | 2,212.00 |
| IDE-MOB-150 | ESCRITORIO DE 2 PEDESTALES CON 5 CAJONES | \$ | 1,065.75 |
| IDE-MOB-152 | ARCHIVERO METALICO DE 4 CAJONES NEGRO | \$ | 748.47 |
| IDE-MOB-021 | AIRE ACONDICIONADO MINISPLIT 12000 BTUS | \$ | 787.50 |
| IDE-MOB-157 | ESCRITORIO EJECUTIVO DE 2 PEDESTALES CON 5 CAJONES | \$ | 1,065.75 |
| IDE-MOB-158 | ESCRITORIO EJECUTIVO DE 2 PEDESTALES CON 5 CAJONES | \$ | 1,065.75 |
| IDE-MOB-159 | ESCRITORIO EJECUTIVO DE 2 PEDESTALES CON 5 CAJONES | \$ | 1,065.75 |
| IDE-MOB-160 | MESA PARA IMPRESORA DE 30 CM DE ALTO COLOR CAFÉ | \$ | 367.15 |
| IDE-MOB-161 | ESCRITORIO CON 2 PEDESTALES, CON 5 CAJONES | \$ | 1,065.75 |
| IDE-MOB-162 | ESCRITORIO METALICO, 2 PEDESTALES COLOR NEGRO, 5 CAJONES | \$ | 1,065.75 |
| IDE-MOB-163 | SILLA DE VISITA VERDE | \$ | 105.00 |
| IDE-MOB-164 | SILLA SECRETARIAL NEGRA | \$ | 273.17 |
| IDE-MOB-166 | ESCRITORIO METALICO CON 2 PEDESTALES Y 5 CAJONES | \$ | 1,065.75 |
| IDE-MOB-167 | ARCHIVERO METALICO DE 4 CAJONES NEGRO | \$ | 748.47 |
| IDE-MOB-168 | CAJA FUERTE METALICA, CON COMBINACIONES | \$ | 971.25 |
| IDE-MOB-169 | ARCHIVERO METALICO CON 2 CAJONES | \$ | 410.37 |
| IDE-MOB-170 | SILLA DE VISITA VERDE | \$ | 105.00 |
| IDE-MOB-171 | SILLA DE VISITA VERDE | \$ | 105.00 |
| IDE-MOB-172 | CREDENZA CON PUERTAS | \$ | 689.15 |
| IDE-MOB-151 | SILLA EJECUTIVA | \$ | 430.50 |
| IDE-MOB-185 | MESA PARA IMPRESORA COLOR CAFÉ | \$ | 367.15 |
| IDE-MOB-186 | MESA CON RUEDITAS METALICA COLOR CAFÉ | \$ | 291.02 |
| IDE-MOB-180 | SILLA DE VISITA VERDE | \$ | 105.00 |
| IDE-MOB-187 | ESCRITORIO METALICO DE 2 PEDESTALES CON 5 CAJONES | \$ | 1,065.75 |
| IDE-MOB-188 | ESCRITORIO METALICO DE 2 PEDESTALES CON 5 CAJONES | \$ | 1,065.75 |
| IDE-MOB-183 | SILLA DE VISITA VERDE | \$ | 105.00 |
| IDE-MOB-184 | SILLA DE VISITA VERDE | \$ | 105.00 |
| IDE-MOB-189 | MESA METALICA DE 0.40 X 1.20 CON FORMICA | \$ | 420.70 |
| IDE-MOB-190 | ARCHIVERO METALICO DE 4 CAJONES NEGRO | \$ | 748.47 |
| IDE-MOB-191 | MESA DE TRABAJO COLOR CAOBA | \$ | 420.70 |
| IDE-MOB-192 | MESA DE TRABAJO COLOR CAOBA | \$ | 420.70 |
| IDE-MOB-202 | SILLA DE VISITA VERDE | \$ | 105.00 |
| IDE-MOB-263 | SILLA DE VISITA VERDE | \$ | 105.00 |
| IDE-MOB-291 | SILLA DE VISITA VERDE | \$ | 105.00 |
| IDE-MOB-393 | CREDENZA METALICA CAFÉ | \$ | 1,090.60 |
| IDE-MOB-395 | MESA DE TRABAJO COLOR CAOBA | \$ | 420.70 |
| IDE-MOB-396 | MESA DE TRABAJO CAOBA | \$ | 420.70 |
| IDE-MOB-204 | ESCRITORIO EJECUTIVO DE 2 PEDESTALES CON 5 CAJONES | \$ | 1,065.75 |
| IDE-MOB-205 | MESA DE MADERA COLOR BLANCA | \$ | 885.15 |
| IDE-MOB-401 | ESCRITORIO EJECUTIVO 2 PEDESTALES CON 5 CAJONES | \$ | 1,065.75 |
| IDE-MOB-207 | ESCRITORIO EJECUTIVO 2 PEDESTALES CON 5 CAJONES | \$ | 1,065.75 |
| IDE-MOB-208 | MESA PARA MAQUINA DE ESCRIBIR CAFÉ | \$ | 367.15 |
| IDE-MOB-209 | SILLA DE VISITA DUAL NEGRA | \$ | 171.85 |
| IDE-MOB-210 | SILLA DE VISITA DUAL NEGRA | \$ | 171.85 |
| IDE-MOB-211 | SILLA DE VISITA DUAL NEGRA | \$ | 171.85 |
| IDE-MOB-212 | SILLA DE VISITA DUAL NEGRA | \$ | 171.85 |
| IDE-MOB-213 | SILLA DE VISITA DUAL NEGRA | \$ | 171.85 |
| IDE-MOB-217 | ESCRITORIO EJECUTIVO 2 PEDESTALES CON 5 CAJONES | \$ | 1,065.75 |
| IDE-MOB-218 | ESCRITORIO 2 PEDESTALES CON 4 CAJONES EN L | \$ | 1,741.42 |
| IDE-MOB-221 | ESCRITORIO EJECUTIVO 2 PEDESTALES CON 5 CAJONES | \$ | 1,065.75 |
| IDE-MOB-222 | LIBRERO DE 4 NIVELES | \$ | 1,814.05 |
| IDE-MOB-223 | SILLA DE VISITA VERDE | \$ | 105.00 |
| IDE-MOB-402 | ANAQUEL METALICO DE 5 ENTREPAÑOS | \$ | 382.38 |
| IDE-MOB-227 | CREDENZA MADERA | \$ | 1,273.48 |
| IDE-MOB-229 | SILLA DE VISITA VERDE | \$ | 105.00 |
| IDE-MOB-232 | SILLA DE VISITA VERDE | \$ | 105.00 |
| IDE-MOB-233 | SILLA DE VISITA VERDE | \$ | 105.00 |
| IDE-MOB-235 | ESCRITORIO SECRETARIAL DE MADERA CON 1 PEDESTAL Y 2 CAJONES | \$ | 827.58 |
| IDE-MOB-236 | MESA DE TRABAJO BLANCA | \$ | 420.70 |
| IDE-MOB-238 | SILLA DE VISITA VERDE | \$ | 105.00 |
| IDE-MOB-240 | ARCHIVERO METALICO DE 4 CAJONES NEGRO | \$ | 748.47 |
| IDE-MOB-241 | ARCHIVERO METALICO DE 4 CAJONES NEGRO | \$ | 748.47 |
| IDE-MOB-242 | ESCRITORIO SECRETARIAL 1 PEDESTAL 2 CAJONES | \$ | 827.58 |
| IDE-MOB-244 | MESA CON RUEDAS NEGRA | \$ | 291.02 |
| IDE-MOB-246 | CREDENZA CAFÉ | \$ | 1,273.48 |
| IDE-MOB-247 | ESCRITORIO EJECUTIVO 2 PEDESTALES CON 5 CAJONES | \$ | 1,065.75 |
| IDE-MOB-249 | ESCRITORIO EJECUTIVO 2 PEDESTALES CON 5 CAJONES | \$ | 1,065.75 |
| IDE-MOB-251 | MESA DE COMPUTO COLOR BLANCA | \$ | 478.27 |
| IDE-MOB-253 | ESCRITORIO EJECUTIVO 2 PEDESTALES CON 5 CAJONES | \$ | 1,065.75 |

| | | | |
|-------------|---|----|-----------|
| IDE-MOB-255 | SILLA DE VISITA VERDE | \$ | 105.00 |
| IDE-MOB-256 | ESCRITORIO EJECUTIVO 2 PEDESTALES CON 5 CAJONES | \$ | 1,065.75 |
| IDE-MOB-258 | ESCRITORIO EJECUTIVO 2 PEDESTALES CON 5 CAJONES | \$ | 1,065.75 |
| IDE-MOB-259 | MESA P/ MAQ. DE ESCRIBIR | \$ | 367.15 |
| IDE-MOB-261 | ARCHIVERO DE 2 CAJONES NEGRO | \$ | 410.37 |
| IDE-MOB-262 | ESCRITORIO EJECUTIVO 2 PEDESTALES CON 5 CAJONES | \$ | 1,065.75 |
| IDE-MOB-403 | ANAQUEL METALICO DE 5 ENTREPAÑOS | \$ | 382.38 |
| IDE-MOB-264 | MESITA CON RUEDAS BLANCA | \$ | 291.02 |
| IDE-MOB-266 | MESA PARA MAQUINA DE ESCRIBIR CAFÉ | \$ | 367.15 |
| IDE-MOB-271 | ANAQUEL METALICO DE 5 ENTREPAÑOS | \$ | 382.38 |
| IDE-MOB-290 | SILLA DE VISITA VERDE | \$ | 105.00 |
| IDE-MOB-404 | ANAQUEL METALICO DE 5 ENTREPAÑOS | \$ | 382.38 |
| IDE-MOB-311 | ESCRITORIO SECRETARIAL DE MADERA CON 1 PEDESTAL Y 2 CAJONES | \$ | 827.58 |
| IDE-MOB-312 | SILLA SECRETARIAL | \$ | 273.17 |
| IDE-MOB-314 | ARCHIVERO METALICO DE 4 CAJONES NEGRO | \$ | 748.47 |
| IDE-MOB-315 | ARCHIVERO METALICO DE 4 CAJONES NEGRO | \$ | 748.47 |
| IDE-MOB-317 | ARCHIVERO METALICO DE 4 CAJONES NEGRO | \$ | 748.47 |
| IDE-MOB-318 | ARCHIVERO METALICO DE 4 CAJONES NEGRO | \$ | 748.47 |
| IDE-MOB-405 | ANAQUEL METALICO DE 5 ENTREPAÑOS | \$ | 382.38 |
| IDE-MOB-320 | MESA DE TRABAJO CAOBA | \$ | 420.70 |
| IDE-MOB-321 | ESCRITORIO EJECUTIVO 1 PEDESTAL 2 CAJONES | \$ | 2,043.83 |
| IDE-MOB-323 | SALA DE RECEPCION COLOR VERDE (2 PIEZAS) | \$ | 1,032.50 |
| IDE-MOB-324 | MESITA DE CENTRO CAOBA | \$ | 397.43 |
| IDE-MOB-325 | ESQUINERO DE MADERA | \$ | 435.40 |
| IDE-MOB-328 | CAJA FUERTE | \$ | 971.25 |
| IDE-MOB-333 | CREDENZA CAFÉ | \$ | 1,273.48 |
| IDE-MOB-334 | ARCHIVERO DE MADERA DE 3 CAJONES | \$ | 579.42 |
| IDE-MOB-338 | TELEVISION SHARP 29" | \$ | 612.50 |
| IDE-MOB-339 | MESA DE TRABAJO COLOR BLANCA | \$ | 420.70 |
| IDE-MOB-340 | SOFA COLOR VERDE | \$ | 1,032.50 |
| IDE-MOB-342 | ESCRITORIO DE CRISTAL EN FORMA DE L | \$ | 2,548.00 |
| IDE-MOB-343 | ESCRITORIO DE CRISTAL EN FORMA DE L | \$ | 2,548.00 |
| IDE-MOB-345 | ESCRITORIO DE 2 PEDESTALES CON 5 CAJONES | \$ | 1,065.75 |
| IDE-MOB-346 | ESCRITORIO SECRETARIAL 1 PEDESTAL 2 CAJONES | \$ | 827.58 |
| IDE-MOB-348 | ESCRITORIO EJECUTIVO DE 2 PEDESTALES CON 5 CAJONES | \$ | 1,065.75 |
| IDE-MOB-350 | ESCRITORIO EN L CON 3 CAJONES COLOR CAOBA | \$ | 1,361.50 |
| IDE-MOB-351 | SILLA DE VISITA NEGRA | \$ | 105.00 |
| IDE-MOB-354 | SILLA EJECUTIVA CON BRAZOS | \$ | 430.50 |
| IDE-MOB-355 | ARCHIVERO DE 2 CAJONES | \$ | 410.37 |
| IDE-MOB-356 | SILLA EJECUTIVA CON BRAZOS | \$ | 430.50 |
| IDE-MOB-357 | ARCHIVERO DE 2 CAJONES | \$ | 410.37 |
| IDE-MOB-358 | SILLA EJECUTIVA CON BRAZOS | \$ | 430.50 |
| IDE-MOB-359 | ARCHIVERO DE 2 CAJONES | \$ | 410.37 |
| IDE-MOB-360 | MESA DE TRABAJO COLOR CAOBA | \$ | 420.70 |
| IDE-MOB-361 | MESA DE JUNTAS COLOR CAOBA DE 8 PIEZAS | \$ | 1,054.20 |
| IDE-MOB-362 | SILLA EJECUTIVA CON BRAZOS | \$ | 430.50 |
| IDE-MOB-363 | SILLA EJECUTIVA CON BRAZOS | \$ | 430.50 |
| IDE-MOB-364 | SILLA EJECUTIVA CON BRAZOS | \$ | 430.50 |
| IDE-MOB-365 | SILLA EJECUTIVA CON BRAZOS | \$ | 430.50 |
| IDE-MOB-366 | SILLA EJECUTIVA CON BRAZOS | \$ | 430.50 |
| IDE-MOB-367 | SILLA EJECUTIVA CON BRAZOS | \$ | 430.50 |
| IDE-MOB-368 | SILLA EJECUTIVA CON BRAZOS | \$ | 430.50 |
| IDE-MOB-369 | SILLA EJECUTIVA CON BRAZOS | \$ | 430.50 |
| IDE-MOB-370 | SILLA EJECUTIVA CON BRAZOS | \$ | 430.50 |
| IDE-MOB-371 | SILLA EJECUTIVA CON BRAZOS | \$ | 430.50 |
| IDE-MOB-372 | ESCRITORIO EN L CON 3 CAJONES COLOR CAOBA | \$ | 1,361.50 |
| IDE-MOB-374 | SILLA EJECUTIVA CON BRAZOS | \$ | 430.50 |
| IDE-MOB-375 | 40 ANAQUELES DE 5 ENTREPAÑOS | \$ | 15,295.00 |
| IDE-MOB-377 | 2 ANAQUEL DE 5 ENTREPAÑOS | \$ | 764.75 |
| IDE-MOB-380 | ARCHIVERO METALICO DE 4 CAJONES NEGRO | \$ | 748.47 |
| IDE-MOB-381 | ARCHIVERO METALICO DE 4 CAJONES NEGRO | \$ | 748.47 |
| IDE-MOB-382 | ARCHIVERO METALICO DE 4 CAJONES NEGRO | \$ | 748.47 |
| IDE-MOB-386 | SILLA DE VISITA NEGRA | \$ | 105.00 |
| IDE-MOB-387 | MESA DE TRABAJO COLOR CAOBA | \$ | 420.70 |
| IDE-MOB-388 | MESA DE TRABAJO COLOR CAOBA | \$ | 420.70 |
| IDE-MOB-390 | SILLA EJECUTIVA CON BRAZOS | \$ | 430.50 |
| IDE-MOB-391 | ARCHIVERO DE 2 CAJONES CAOBA | \$ | 410.37 |
| IDE-MOB-392 | SILLA DE VISITA VERDE | \$ | 105.00 |
| IDE-MOB-394 | CREDENZA METALICA DE 3 NIVELES CAFE | \$ | 1,236.55 |
| IDE-MOB-397 | SILLA DE VISITA VERDE | \$ | 105.00 |
| IDE-MOB-398 | SILLA DE VISITA VERDE | \$ | 105.00 |
| IDE-MOB-399 | SILLA DE VISITA VERDE | \$ | 105.00 |
| IDE-MOB-400 | SILLA DE VISITA NEGRA | \$ | 105.00 |
| IDE-MOB-419 | MESA DE TRABAJO COLOR CAOBA | \$ | 420.70 |
| IDE-MOB-420 | ESCRITORIO DE 2 PEDESTALES CON 5 CAJONES | \$ | 1,065.75 |
| IDE-MOB-423 | CREDENZA BLANCA CON 6 CAJONES | \$ | 1,273.48 |
| IDE-MOB-424 | CREDENZA BLANCA CON 7 CAJONES | \$ | 1,273.48 |
| IDE-MOB-406 | SILLA DE VISITA VERDE | \$ | 105.00 |
| IDE-MOB-407 | MESA METALICA CON RUEDAS | \$ | 291.02 |
| IDE-MOB-428 | ARCHIVERO METALICO DE 4 CAJONES NEGRO | \$ | 748.47 |

| | | | |
|-------------|---|----|----------|
| IDE-MOB-412 | SILLA DE VISITA VERDE | \$ | 105.00 |
| IDE-MOB-413 | CREDENZA DE 3 NIVELES | \$ | 1,236.55 |
| IDE-MOB-414 | ESCRITORIO DE 1 PEDESTAL CON 2 CAJONES | \$ | 1,205.40 |
| IDE-MOB-415 | MESA DE TRABAJO COLOR CAFÉ | \$ | 420.70 |
| IDE-MOB-416 | ANAQUEL METALICO DE 5 ENTREPAÑOS | \$ | 382.98 |
| IDE-MOB-467 | SILLA DE VISITA VERDE | \$ | 105.00 |
| IDE-MOB-571 | SILLA DE VISITA VERDE | \$ | 105.00 |
| IDE-MOB-704 | AIRE ACONDICIONADO MINISPLIT 12000 BTUS | \$ | 787.50 |
| IDE-MOB-425 | SILLA DE VISITA VERDE | \$ | 105.00 |
| IDE-MOB-430 | ARCHIVERO METALICO DE 4 CAJONES NEGRO | \$ | 748.47 |
| IDE-MOB-431 | SILLA DE VISITA VERDE | \$ | 105.00 |
| IDE-MOB-432 | MESITA DE MADERA CON RUEDAS NEGRO | \$ | 291.02 |
| IDE-MOB-433 | MESITA DE MADERA COLOR CAFÉ | \$ | 291.02 |
| IDE-MOB-434 | SILLA DE VISITA VERDE | \$ | 105.00 |
| IDE-MOB-436 | ESCRITORIO DE 1 PEDESTALES CON 2 CAJONES | \$ | 1,205.40 |
| IDE-MOB-438 | ESCRITORIO SECRETARIAL 1 PEDESTAL CON 2 CAJONES | \$ | 2,043.83 |
| IDE-MOB-440 | SILLA DE VISITA VERDE | \$ | 105.00 |
| IDE-MOB-441 | SILLA DE VISITA VERDE | \$ | 105.00 |
| IDE-MOB-442 | ARCHIVERO METALICO DE 4 CAJONES NEGRO | \$ | 748.47 |
| IDE-MOB-443 | ESCRITORIO DE 2 PEDESTALES CON 5 CAJONES | \$ | 1,065.75 |
| IDE-MOB-450 | MESA DE TRABAJO COLOR CAOBA | \$ | 420.70 |
| IDE-MOB-451 | MESA DE TRABAJO COLOR CAOBA | \$ | 420.70 |
| IDE-MOB-452 | MESA DE TRABAJO COLOR CAOBA | \$ | 420.70 |
| IDE-MOB-453 | MESA DE TRABAJO COLOR CAOBA | \$ | 420.70 |
| IDE-MOB-454 | MESA DE TRABAJO COLOR CAOBA | \$ | 420.70 |
| IDE-MOB-455 | MESA DE TRABAJO COLOR CAOBA | \$ | 420.70 |
| IDE-MOB-456 | MESA DE TRABAJO COLOR CAOBA | \$ | 420.70 |
| IDE-MOB-457 | MESA DE TRABAJO COLOR CAOBA | \$ | 420.70 |
| IDE-MOB-458 | MESA DE TRABAJO COLOR CAOBA | \$ | 420.70 |
| IDE-MOB-459 | MESA DE TRABAJO COLOR CAOBA | \$ | 420.70 |
| IDE-MOB-460 | SILLA DE VISITA VERDE | \$ | 105.00 |
| IDE-MOB-461 | SILLA DE VISITA VERDE | \$ | 105.00 |
| IDE-MOB-462 | MESA DE TRABAJO COLOR CAOBA | \$ | 420.70 |
| IDE-MOB-463 | SILLA DE VISITA VERDE | \$ | 105.00 |
| IDE-MOB-464 | SILLA DE VISITA VERDE | \$ | 105.00 |
| IDE-MOB-465 | SILLA DE VISITA VERDE | \$ | 105.00 |
| IDE-MOB-468 | SILLA DE VISITA VERDE | \$ | 105.00 |
| IDE-MOB-469 | SILLA DE VISITA VERDE | \$ | 105.00 |
| IDE-MOB-470 | SILLA DE VISITA VERDE | \$ | 105.00 |
| IDE-MOB-471 | SILLA DE VISITA VERDE | \$ | 105.00 |
| IDE-MOB-473 | SILLA DE VISITA VERDE | \$ | 105.00 |
| IDE-MOB-474 | SILLA DE VISITA VERDE | \$ | 105.00 |
| IDE-MOB-475 | SILLA DE VISITA VERDE | \$ | 105.00 |
| IDE-MOB-501 | ARCHIVERO 4 CAJONES | \$ | 748.47 |
| IDE-MOB-503 | ESCRITORIO SECRETARIAL BLANCO | \$ | 827.58 |
| IDE-MOB-510 | ARCHIVERO METALICO DE 4 CAJONES NEGRO | \$ | 748.47 |
| IDE-MOB-511 | MESA DE MAESTRO COLOR CAOBA | \$ | 474.95 |
| IDE-MOB-512 | MESA DE MAESTRO COLOR CAOBA | \$ | 474.95 |
| IDE-MOB-513 | MESA DE MAESTRO COLOR CAOBA | \$ | 474.95 |
| IDE-MOB-514 | MESA DE MAESTRO COLOR CAOBA | \$ | 474.95 |
| IDE-MOB-518 | MESA COLOR CAOBA | \$ | 420.70 |
| IDE-MOB-521 | SILLA DE VISITA VERDE | \$ | 105.00 |
| IDE-MOB-522 | MESA PARA IMPRESORA CON RUEDAS BLANCA | \$ | 367.15 |
| IDE-MOB-523 | MESA DE TRABAJO BLANCA | \$ | 420.70 |
| IDE-MOB-528 | MESA COFFE BREAK | \$ | 342.12 |
| IDE-MOB-529 | SILLA DE VISITA VERDE | \$ | 105.00 |
| IDE-MOB-540 | SILLA DE VISITA VERDE | \$ | 105.00 |
| IDE-MOB-542 | SILLÓN SECRETARIAL | \$ | 273.17 |
| IDE-MOB-546 | ESCRITORIO EJECUTIVO MADERA CON METAL | \$ | 2,212.00 |
| IDE-MOB-548 | SILLA DE VISITA EJECUTIVA DE MADERA NEGRO | \$ | 318.33 |
| IDE-MOB-549 | SILLA DE VISITA EJECUTIVA DE MADERA NEGRO | \$ | 318.33 |
| IDE-MOB-551 | SILLA SECRETARIAL NEGRA | \$ | 273.17 |
| IDE-MOB-552 | SILLA APILABLE NEGRA | \$ | 94.68 |
| IDE-MOB-553 | MESA DE TRABAJO CAOBA | \$ | 420.70 |
| IDE-MOB-554 | MESA DE TRABAJO CAOBA | \$ | 420.70 |
| IDE-MOB-555 | ESCRITORIO 1 PEDESTAL 2 CAJONES | \$ | 1,205.40 |
| IDE-MOB-174 | ARCHIVERO METALICO DE 4 CAJONES NEGRO | \$ | 748.47 |
| IDE-MOB-559 | ARCHIVERO METALICO DE 4 CAJONES | \$ | 748.47 |
| IDE-MOB-560 | ARCHIVERO METALICO DE 4 CAJONES NEGRO | \$ | 748.47 |
| IDE-MOB-561 | ARCHIVERO METALICO DE 4 CAJONES NEGRO | \$ | 748.47 |
| IDE-MOB-175 | ARCHIVERO METALICO DE 4 CAJONES NEGRO | \$ | 748.47 |
| IDE-MOB-563 | ARCHIVERO METALICO DE 4 CAJONES NEGRO | \$ | 748.47 |
| IDE-MOB-565 | MESITA PARA IMPRESORA CAFÉ | \$ | 367.15 |
| IDE-MOB-568 | SILLA EJECUTIVA COLOR NEGRO | \$ | 430.50 |
| IDE-MOB-569 | SILLA DE VISITA VERDE | \$ | 105.00 |
| IDE-MOB-570 | SILLA DE VISITA VERDE | \$ | 105.00 |
| IDE-MOB-572 | MESA DE TRABAJO COLOR CAOBA | \$ | 420.70 |
| IDE-MOB-573 | MESA DE APOYO CON RUEDAS NEGRA | \$ | 291.02 |
| IDE-MOB-575 | MESA DE TRABAJO COLOR CLARO | \$ | 420.70 |
| IDE-MOB-579 | SILLA DE VISITA VERDE | \$ | 105.00 |

| | | | |
|-------------|---|----|----------|
| IDE-MOB-580 | SILLA EJECUTIVA CON BRAZOS | \$ | 430.50 |
| IDE-MOB-581 | MESA DE TRABAJO CAOBA | \$ | 420.70 |
| IDE-MOB-582 | ARCHIVERO DE 2 CAJONES NEGRO | \$ | 410.37 |
| IDE-MOB-583 | MESA DE MAESTRO CUBIERTA ROJA | \$ | 474.95 |
| IDE-MOB-585 | ANAQUEL TIPO ESQUELETO GRIS 6 ENTREPAÑOS | \$ | 408.45 |
| IDE-MOB-587 | SILLA SECRETARIAL | \$ | 273.17 |
| IDE-MOB-588 | ARCHIVERO METALICO DE 4 CAJONES GRIS | \$ | 748.47 |
| IDE-MOB-589 | MESITA COFFE BREAK C/ RUEDAS Y CAJON | \$ | 342.12 |
| IDE-MOB-591 | ANAQUEL TIPO ESQUELETO GRIS 5 ENTREPAÑOS | \$ | 382.38 |
| IDE-MOB-593 | ANAQUEL TIPO ESQUELETO NEGRO 5 ENTREPAÑOS | \$ | 382.38 |
| IDE-MOB-597 | ARCHIVERO METALICO DE 4 CAJONES NEGRO | \$ | 748.47 |
| IDE-MOB-606 | ARCHIVERO METALICO DE 4 CAJONES NEGRO | \$ | 748.47 |
| IDE-MOB-178 | MESA DE TRABAJO COLOR CAOBA | \$ | 420.70 |
| IDE-MOB-630 | ESCRITORIO DE 2 PEDESTALES 5 CAJONES | \$ | 1,065.75 |
| IDE-MOB-651 | SILLA DE VISITA VERDE | \$ | 105.00 |
| IDE-MOB-652 | TELEVISOR DE 29" | \$ | 787.50 |
| IDE-MOB-654 | SILLA SECRETARIAL NEGRA | \$ | 273.17 |
| IDE-MOB-657 | SILLA DE VISITA NEGRA | \$ | 105.00 |
| IDE-MOB-658 | SILLA DE VISITA NEGRA | \$ | 105.00 |
| IDE-MOB-694 | MESA BLANCA DE 2.40 MTS | \$ | 885.15 |
| IDE-MOB-695 | MESA BLANCA DE 2.40 MTS | \$ | 885.15 |
| IDE-MOB-700 | SILLA DE VISITA VERDE | \$ | 105.00 |
| IDE-MOB-179 | ESCRITORIO DE 2 PEDESTALES CON 5 CAJONES | \$ | 1,065.75 |
| IDE-MOB-711 | SILLA SECRETARIAL C/BRAZOS | \$ | 306.42 |
| IDE-MOB-712 | SILLA SECRETARIAL C/BRAZOS | \$ | 306.42 |
| IDE-MOB-713 | SILLA SECRETARIAL C/BRAZOS | \$ | 306.42 |
| IDE-MOB-716 | SILLA SECRETARIAL C/BRAZOS | \$ | 306.42 |
| IDE-MOB-717 | SILLA SECRETARIAL C/BRAZOS | \$ | 306.42 |
| IDE-MOB-718 | SILLA SECRETARIAL C/BRAZOS | \$ | 306.42 |
| IDE-MOB-719 | SILLA SECRETARIAL C/BRAZOS | \$ | 306.42 |
| IDE-MOB-720 | SILLA SECRETARIAL C/BRAZOS | \$ | 306.42 |
| IDE-MOB-721 | SILLA SECRETARIAL C/BRAZOS | \$ | 306.42 |
| IDE-MOB-722 | SILLA SECRETARIAL C/BRAZOS | \$ | 306.42 |
| IDE-MOB-723 | SILLA SECRETARIAL C/BRAZOS | \$ | 306.42 |
| IDE-MOB-724 | SILLA SECRETARIAL C/BRAZOS | \$ | 306.42 |
| IDE-MOB-725 | SILLA SECRETARIAL C/BRAZOS | \$ | 306.42 |
| IDE-MOB-726 | SILLA OPERATIVA C/BRAZOS | \$ | 273.17 |
| IDE-MOB-733 | AIRE ACONDICIONADO MINISPLIT 12000 BTUS | \$ | 787.50 |
| IDE-MOB-472 | SILLA DE VISITA VERDE | \$ | 105.00 |
| IDE-MOB-803 | SILLA DE VISITA VERDE | \$ | 105.00 |
| IDE-MOB-182 | ESCRITORIO METALICO DE 2 PEDESTALES CON 5 CAJONES | \$ | 1,065.75 |
| IDE-MOB-774 | ARCHIVERO METALICO DE 4 CAJONES NEGRO | \$ | 748.47 |
| IDE-MOB-796 | SILLA SEMIEJECUTIVA EN TELA NEGRA RESPALDO ALTO | \$ | 391.48 |
| IDE-MOB-797 | MESA DE MADERA COLOR NEGRO | \$ | 397.43 |
| IDE-MOB-800 | SILLA DE VISITA VERDE | \$ | 105.00 |
| IDE-MOB-802 | SILLA DE VISITA VERDE | \$ | 105.00 |
| IDE-MOB-804 | SILLA DE VISITA VERDE | \$ | 105.00 |
| IDE-MOB-805 | SILLA DE VISITA VERDE | \$ | 105.00 |
| IDE-MOB-806 | SILLA DE VISITA VERDE | \$ | 105.00 |
| IDE-MOB-807 | SILLA DE VISITA VERDE | \$ | 105.00 |
| IDE-MOB-808 | PANTALLA BLANCA PARA PROYECTOR | \$ | 341.25 |
| IDE-MOB-818 | MESA DE MADERA COLOR NEGRO | \$ | 397.43 |
| IDE-MOB-840 | MESA DE TRABAJO COLOR CAOBA | \$ | 420.70 |
| IDE-MOB-845 | ARCHIVERO METALICO DE 4 CAJONES NEGRO | \$ | 748.47 |
| IDE-MOB-868 | SILLA DE VISITA NEGRA | \$ | 105.00 |
| IDE-MOB-319 | MESA DE MADERA COLOR NEGRO | \$ | 397.43 |
| IDE-MOB-466 | SILLA DE VISITA VERDE | \$ | 105.00 |
| IDE-MOB-909 | ARCHIVERO PARA PLANOS | \$ | 1,137.50 |
| IDE-MOB-910 | ARCHIVERO PARA PLANOS | \$ | 1,137.50 |
| IDE-MOB-911 | ARCHIVERO PARA PLANOS | \$ | 1,137.50 |
| IDE-MOB-912 | ARCHIVERO PARA PLANOS | \$ | 1,137.50 |
| IDE-MOB-913 | ARCHIVERO PARA PLANOS | \$ | 1,137.50 |
| IDE-MOB-914 | ARCHIVERO PARA PLANOS | \$ | 1,137.50 |
| IDE-MOB-915 | CREDENZA METALICA GRIS | \$ | 1,090.78 |
| IDE-MOB-916 | CREDENZA METALICA NEGRA | \$ | 1,090.78 |
| IDE-MOB-917 | ANAQUEL CON 6 ENTREPAÑOS | \$ | 408.45 |
| IDE-MOB-918 | ANAQUEL CON 5 ENTREPAÑOS | \$ | 382.38 |
| IDE-MOB-919 | ANAQUEL CON 5 ENTREPAÑOS | \$ | 382.38 |
| IDE-MOB-920 | ANAQUEL CON 4 ENTREPAÑOS | \$ | 374.50 |
| IDE-MOB-921 | MESA DE MADERA LARGA CON 8 PATAS (4 MTS) | \$ | 2,182.25 |
| IDE-MOB-922 | ESCRITORIO DE 2 PEDESTALES 5 CAJONES | \$ | 1,065.75 |
| IDE-MOB-922 | ESCRITORIO DE 2 PEDESTALES 5 CAJONES | \$ | 1,065.75 |
| IDE-MOB-935 | MESA DE MAESTRO COLOR CAOBA | \$ | 474.95 |
| IDE-MOB-936 | MESA DE MAESTRO COLOR CAOBA | \$ | 474.95 |
| IDE-MOB-937 | MESA DE MAESTRO COLOR CAOBA | \$ | 474.95 |
| IDE-MOB-939 | MESA DE MAESTRO COLOR CAOBA | \$ | 474.95 |
| IDE-MOB-942 | ANAQUEL DE 6 ENTREPAÑOS GRIS | \$ | 408.45 |
| IDE-MOB-943 | SILLA SECRETARIAL CON BRAZOS GRIS | \$ | 306.42 |
| IDE-MOB-946 | MESA DE TRABAJO COLOR CAOBA | \$ | 420.70 |
| IDE-MOB-947 | MESA DE TRABAJO COLOR CAOBA | \$ | 420.70 |

| | | | |
|------------------------|--|----|----------|
| IIDE-MOB-155 | ESCRITORIO METALICO DE 1 PEDESTAL Y 2 CAJONES | \$ | 827.58 |
| IIDE-MOB-389 | SILLA DE VISITA NEGRA | \$ | 105.00 |
| IIDE-MOB-534 | ESCRITORIO CON ADITAMENTO IZQUIERDO CAFÉ | \$ | 1,205.40 |
| IIDE-MOB-177 | CREDENZA METALICA CON 2 PUERTAS CORREDIZAS DE 0.46 X 1.80 MTS | \$ | 1,090.60 |
| Comp.209-094-112011 | Compra 4 Sillones Para Jefatura: Diseño, Costos, Concursos y admon DELGADO Y COMPA | \$ | 2,644.88 |
| COMP.420-094-112011 | Silla Secretarial EASY Uso Rudo Niger Ngo | \$ | 611.55 |
| IIDE-MOB-1084 | SILLA ANALISTA #1 CON BRAZOS MESH NEGRO - DELGADO Y COMPAÑIA SA DE CV | \$ | 589.18 |
| IIDE-MOB-1085 | SILLA ANALISTA #2 CON BRAZOS MESH NEGRO - DELGADO Y COMPAÑIA SA DE CV | \$ | 589.18 |
| IIDE-MOB-1086 | SILLA ANALISTA #3 CON BRAZOS MESH NEGRO - DELGADO Y COMPAÑIA SA DE CV | \$ | 589.18 |
| IIDE-MOB-1132 | ART. M220P RECEPCION EXTEND SECCION PRINCIPAL MAPLE-ALUMINIO | \$ | 5,859.53 |
| COMP.529-197-112011 | Summit X350-48t Mca Extreme Networks | \$ | 1.00 |
| SOPORTE 297-026-112011 | COMPUTADORA HP VECTRA XE310 PENTIUM II 1 GHZ | \$ | 1.00 |
| COMP.522-167-112011 | NO BREAK SMART NET 2200 TRIP LITE | \$ | 1.00 |
| COMP.403-060-112011 | IMPRESORA HP DESKJET 920 | \$ | 1.00 |
| COMP.109-165-112011 | REGULADOR SMART 550 USB | \$ | 1.00 |
| COMP.418-165-112011 | REGULADOR SMART 550 USB | \$ | 1.00 |
| COMP.509-027-112011 | SERVIDOR IBM XSERIES X225 | \$ | 1.00 |
| COMP.109-074-112011 | NOTEBOOK IBM THINKPAD G41 MOD. 2881-5F5 | \$ | 1.00 |
| SOPORTE 166-028-112011 | SERVIDOR IBM XSERIES 226 8488 PCG | \$ | 1.00 |
| COMP.205-091-112011 | MONITOR BENQ LCD 17 | \$ | 1.00 |
| COMP.209-094-112011 | MONITOR HP LCD WF1907 SERIE SCNN7391QQM | \$ | 1.00 |
| COMP.420-094-112011 | MONITOR HP LCD WF1907 SERIE SCNN7391QQQ | \$ | 1.00 |
| COMP.114-094-112011 | MONITOR COMPAQ | \$ | 1.00 |
| COMP.207-094-112011 | MONITOR COMPAQ | \$ | 1.00 |
| COMP.211-094-112011 | MONITOR COMPAQ | \$ | 1.00 |
| COMP.416-070-112011 | LAPTOP HP530 | \$ | 1.00 |
| SOPORTE 309-080-112011 | LAPTOP TOSHIBA SATELLITE A135 | \$ | 1.00 |
| COMP.220-019-112011 | CPU HP COMPAQ DC7700 SERIE SMXJ737098F | \$ | 1.00 |
| COMP.205-019-112011 | CPU HP COMPAQ DC7700 SERIE SMXJ74206W8 | \$ | 1.00 |
| COMP.150-019-112011 | CPU HP COMPAQ DC7700 SERIE SMXJ74206VZ | \$ | 1.00 |
| SOPORTE 005-038-112011 | DISCO DURO EXTERNO SERIE WU2NC0044613 | \$ | 1.00 |
| COMP.221-020-112011 | HP COMPAQ DC7800 SERIE SMXJ74601NW | \$ | 1.00 |
| COMP.245-091-112011 | MONITOR BENQ LCD 17" W T71W MNTR 1440X900 | \$ | 1.00 |
| COMP.306-091-112011 | MONITOR BENQ LCD 17" SERIE ET17700773027 | \$ | 1.00 |
| COMP.153-116-112011 | MONITOR LG 19" LCD WIDE SCREEN L192WS | \$ | 1.00 |
| COMP.154-089-112011 | MONITOR ACER 17" WX173WB 1280X1024 | \$ | 1.00 |
| SOPORTE 319-089-112011 | MONITOR ACER 17" WX173WB 1280X1024 | \$ | 1.00 |
| SOPORTE 252-077-112011 | Computadora Toshiba Serie S28363965Q | \$ | 1.00 |
| COMP.222-024-112011 | Computadora HP Compaq Serie MXJ81708HD | \$ | 1.00 |
| COMP.427-024-112011 | Computadora HP Compaq Serie MXJ816034L | \$ | 1.00 |
| COMP.217-024-112011 | Computadora HP Compaq Serie MXJ81202BN | \$ | 1.00 |
| COMP.223-024-112011 | Computadora HP Compaq Serie MXJ816033B | \$ | 1.00 |
| COMP.153-122-112011 | MONITOR SAMSUNG 17LCD SILVER/BLACK 743NX | \$ | 1.00 |
| COMP.110-051-112011 | Impresora EPSON Matriz LX-300+II | \$ | 1.00 |
| COMP.240-089-112011 | Monitor ACER 17" WX173WB 1280X1024 | \$ | 1.00 |
| COMP.212-021-112011 | EQUIPO DE COMPUTO NH009LARABM d2450M | \$ | 1.00 |
| COMP.002-063-112011 | IMPRESORA HP PHOTSMART C4480 Q8388A | \$ | 1.00 |
| COMP.126-073-112011 | NoteBook HP 8530W | \$ | 1.00 |
| COMP.176-071-112011 | NOTEBOOK HP 550, C2d T5470/1.6 | \$ | 1.00 |
| COMP.513-045-112011 | FortiGate 800C Bundle Firewall | \$ | 1.00 |
| COMP.130-044-112011 | Conector LX/LH Transceiver, GLC-LH-SM | \$ | 1.00 |
| COMP.130-043-112011 | Jumpers de Fibra Optica MonomodoSC-LC | \$ | 1.00 |
| COMP.118-078-112011 | Laptop Toshiba Satellite | \$ | 1.00 |
| COMP.247-072-112011 | Laptop HP 630 Serie:4C21170 | \$ | 1.00 |
| COMP.227-072-112011 | Laptop HP 630 15.6"LED | \$ | 1.00 |
| COMP.244-118-112011 | Monitore LG Mod. W1943c-pf | \$ | 1.00 |
| COMP.320-118-062011 | | | |
| COMP.007-273-112011 | | | |
| COMP.007-275-112011 | | | |
| COMP.008-273-112011 | | | |
| COMP.008-275-112011 | | | |
| COMP.009-274-112011 | | | |
| COMP.009-273-112011 | All Private Security Camaras | \$ | 0.60 |
| COMP.119-273-112011 | | | |
| COMP.140-273-112011 | | | |
| COMP.202-275-112011 | | | |
| COMP.411-274-112011 | | | |
| COMP.104-280-052012 | Monitor Hacer 19" LCD | \$ | 1.00 |
| COMP.116-286-052012 | Impresora Okidata Microline | \$ | 1.00 |
| COMP.153-281-062012 | Computadora Acer Aspire | \$ | 1.00 |
| COMP.154-281-062012 | Computadora Acer Aspire | \$ | 1.00 |
| COMP.216-285-062012 | Monitor Hacer Negro | \$ | 1.00 |
| COMP.213-287-082012 | PC Ensamblada Celeron E600 | \$ | 1.00 |
| COMP.547-290-112012 | Trade Up Watchguard XTM330 | \$ | 1.00 |
| COMP.211-288-082012 | HP Design Jet 510 | \$ | 1.00 |
| COMP.320-014-092012 | Comput Ensamblada Pentium | \$ | 1.00 |
| COMP.112-289-112012 | Lap Top Lenovo B470/2gb | \$ | 1.00 |
| COMP.204-293-122012 | Switch TP-Link 48 Puertos | \$ | 1.00 |
| COMP.002-260-112011 | TELEFONO DIGITAL | \$ | 1.00 |
| SOPORTE 294-258-112011 | TELEFONO DIGITAL | \$ | 1.00 |
| COMP.506-014-112011 | CPU | \$ | 1.00 |
| COMP.150-091-112011 | MONITOR | \$ | 1.00 |

| | | | |
|------------------------|----------------------------------|----|------|
| COMP.010-257-112011 | TELEFONO DIGITAL | \$ | 1.00 |
| SOPORTE 305-249-112011 | TELEFONO ANALOGICO | \$ | 1.00 |
| COMP.102-030-112011 | CPU MT-M-8183-265 Serie:KCPV83Z | \$ | 1.00 |
| COMP.105-029-112011 | CPU | \$ | 1.00 |
| COMP.004-239-112011 | TELEFONO ANALOGICO | \$ | 1.00 |
| COMP.107-255-112011 | TELEFONO ANALOGICO | \$ | 1.00 |
| SOPORTE 256-191-112011 | SCANNER | \$ | 1.00 |
| COMP.109-192-112011 | SWITCH | \$ | 1.00 |
| COMP.424-014-112011 | CPU Serie:119694122983 | \$ | 1.00 |
| COMP.411-195-112011 | SWITCH | \$ | 1.00 |
| COMP.115-262-112011 | TELEFONO DIGITAL | \$ | 1.00 |
| COMP.116-112-112011 | MONITOR | \$ | 1.00 |
| COMP.126-049-112011 | IMPRESORA | \$ | 1.00 |
| COMP.126-258-112011 | TELEFONO DIGITAL | \$ | 1.00 |
| COMP.126-245-112011 | TELEFONO ANALOGICO | \$ | 1.00 |
| COMP.203-258-112011 | TELEFONO DIGITAL | \$ | 1.00 |
| COMP.110-240-112011 | TELEFONO ANALOGICO | \$ | 1.00 |
| COMP.130-012-112011 | CONVERTIDOR ETHERNET FIBER OPTIC | \$ | 1.00 |
| COMP.130-194-112011 | SWITCH | \$ | 1.00 |
| COMP.132-014-112011 | CPU | \$ | 1.00 |
| SOPORTE 268-112-112011 | MONITOR | \$ | 1.00 |
| COMP.134-205-112011 | SWITCH | \$ | 1.00 |
| COMP.321-030-112011 | CPU MT-M-8183-265 Serie:KCB32F | \$ | 1.00 |
| COMP.240-014-112011 | CPU | \$ | 1.00 |
| COMP.210-258-112011 | TELEFONO DIGITAL | \$ | 1.00 |
| COMP.202-245-112011 | TELEFONO ANALOGICO | \$ | 1.00 |
| COMP.216-264-112011 | TELEFONO DIGITAL | \$ | 1.00 |
| COMP.211-249-112011 | TELEFONO ANALOGICO | \$ | 1.00 |
| COMP.212-089-112011 | MONITOR | \$ | 1.00 |
| COMP.213-089-112011 | MONITOR | \$ | 1.00 |
| COMP.214-089-112011 | MONITOR | \$ | 1.00 |
| COMP.215-248-112011 | TELEFONO ANALOGICO | \$ | 1.00 |
| COMP.220-089-112011 | MONITOR | \$ | 1.00 |
| COMP.221-089-112011 | MONITOR | \$ | 1.00 |
| COMP.226-240-112011 | TELEFONO ANALOGICO | \$ | 1.00 |
| COMP.401-246-112011 | TELEFONO ANALOGICO | \$ | 1.00 |
| COMP.230-104-112011 | MONITOR | \$ | 1.00 |
| COMP.302-023-112011 | CPU Serie:MXJ55002X9 | \$ | 1.00 |
| SOPORTE 283-101-112011 | MONITOR | \$ | 1.00 |
| COMP.236-260-112011 | TELEFONO DIGITAL | \$ | 1.00 |
| COMP.304-023-112011 | CPU Serie:MXJ55002XX | \$ | 1.00 |
| COMP.305-048-112011 | GRABADOR CAMARAS | \$ | 1.00 |
| SOPORTE 285-065-112011 | IMPRESORA | \$ | 1.00 |
| COMP.302-258-112011 | TELEFONO DIGITAL | \$ | 1.00 |
| COMP.306-023-112011 | CPU Serie:MXJ55002ZZ | \$ | 1.00 |
| COMP.308-104-112011 | MONITOR | \$ | 1.00 |
| COMP.306-258-112011 | TELEFONO DIGITAL | \$ | 1.00 |
| COMP.307-189-112011 | SCANNER | \$ | 1.00 |
| COMP.308-025-112011 | CPU Serie:MXJ82803JS | \$ | 1.00 |
| COMP.309-033-112011 | CPU MT-M-8148-155 Serie:KCKT3YX | \$ | 1.00 |
| COMP.309-105-112011 | MONITOR | \$ | 1.00 |
| SOPORTE 169-101-112011 | MONITOR | \$ | 1.00 |
| COMP.312-258-112011 | TELEFONO DIGITAL | \$ | 1.00 |
| COMP.316-014-112011 | CPU | \$ | 1.00 |
| COMP.402-254-112011 | TELEFONO ANALOGICO | \$ | 1.00 |
| COMP.405-242-112011 | TELEFONO ANALOGICO | \$ | 1.00 |
| COMP.408-251-112011 | TELEFONO ANALOGICO | \$ | 1.00 |
| COMP.406-112-112011 | MONITOR | \$ | 1.00 |
| SOPORTE 075-244-112011 | TELEFONO ANALOGICO | \$ | 1.00 |
| COMP.410-089-112011 | MONITOR | \$ | 1.00 |
| COMP.410-258-112011 | TELEFONO DIGITAL | \$ | 1.00 |
| SOPORTE 310-204-112011 | SWITCH | \$ | 1.00 |
| COMP.412-014-112011 | CPU | \$ | 1.00 |
| SOPORTE 281-101-112011 | MONITOR | \$ | 1.00 |
| COMP.502-006-112011 | CAMARA FILMADORA | \$ | 1.00 |
| COMP.503-011-112011 | CONMUTADOR | \$ | 1.00 |
| COMP.504-012-112011 | CONVERTIDOR ETHERNET FIBER OPTIC | \$ | 1.00 |
| SOPORTE 262-034-112011 | CPU | \$ | 1.00 |
| COMP.507-023-112011 | CPU Serie:MXJ55002Y5 | \$ | 1.00 |
| COMP.510-037-112011 | CPU Serie:0852QAD03E | \$ | 1.00 |
| COMP.511-037-112011 | CPU Serie:0852QAD03F | \$ | 1.00 |
| COMP.519-126-112011 | MONITOR | \$ | 1.00 |
| COMP.526-184-112011 | ROUTER | \$ | 1.00 |
| COMP.527-196-112011 | SWITCH | \$ | 1.00 |
| COMP.528-196-112011 | SWITCH | \$ | 1.00 |
| COMP.530-198-112011 | SWITCH | \$ | 1.00 |
| COMP.531-199-112011 | SWITCH | \$ | 1.00 |
| COMP.532-200-112011 | SWITCH | \$ | 1.00 |
| COMP.533-203-112011 | SWITCH | \$ | 1.00 |
| COMP.534-202-112011 | SWITCH | \$ | 1.00 |

| | | | |
|------------------------|--|----|------------|
| COMP.536-206-112011 | SWITCH | \$ | 1.00 |
| COMP.537-207-112011 | SWITCH | \$ | 1.00 |
| COMP.540-252-112011 | TELEFONO ANALOGICO | \$ | 1.00 |
| COMP.544-266-112011 | UNIDA DE ARREGLO DE DISCOS | \$ | 1.00 |
| COMP.545-267-112011 | UNIDAD DE ALMACENAMIENTO | \$ | 1.00 |
| COMP.546-201-112011 | SWITCH | \$ | 1.00 |
| SOPORTE 046-258-112011 | TELEFONO DIGITAL | \$ | 1.00 |
| SOPORTE 084-251-112011 | TELEFONO ANALOGICO | \$ | 1.00 |
| COMP.316-075-112011 | LAPTOP | \$ | 1.00 |
| COMP.409-246-112011 | TELEFONO ANALOGICO | \$ | 1.00 |
| SOPORTE 275-246-112011 | TELEFONO ANALOGICO | \$ | 1.00 |
| SOPORTE 282-101-112011 | MONITOR | \$ | 1.00 |
| SOPORTE 315-192-112011 | SWITCH | \$ | 1.00 |
| SOPORTE 220-185-112011 | ROUTER | \$ | 1.00 |
| SOPORTE 236-124-112011 | MONITOR S/N: AN15HCDX310572K | \$ | 1.00 |
| COMP.106-259-042013 | Telefono Alcatel-Lucent 4029 | \$ | 1.00 |
| COMP.411-259-042013 | Telefono Alcatel-Lucent 4029 | \$ | 1.00 |
| COMP.411-271-042013 | Impresora Laser HP Modelo CP1025NW | \$ | 1.00 |
| COMP.112-322-112013 | LapTop HP 4440S CI3,500 GB, 4G, DVDRW | \$ | 1.00 |
| COMP.142-323-112013 | PC HP 3500 CORE I3, 4GB, 500 GB, WIN8 | \$ | 1.00 |
| COMP.142-324-112013 | Monitor HP LV1911 18.5" LED | \$ | 1.00 |
| COMP.239-327-112013 | TECHNOLOGY CENTER MERIDA 3 COMPUTADORAS | \$ | 1.00 |
| COMP.418-327-112013 | | | |
| COMP.419-327-112013 | | | |
| SOPORTE 332-335-012014 | F-4497 IMPRESORA HP DESKJET 1515 SCANNER- SERVICIOS COMPUTACIONELES DE LA P | \$ | 1.00 |
| COMP.239-327-112013 | | | |
| COMP.418-327-112013 | F-12 RFC-TCM-051110-GX8 TECHNOLOGY CENTER MERIDA | \$ | 1.00 |
| COMP.419-327-112013 | | | |
| COMP.117-345-082014 | | | |
| COMP.117-348-082014 | | | |
| COMP.312-345-082014 | Maquinas Pc's Normatividad y Serv. Grales TECHNOLOGY CENTER MERIDA S DE RL DE CV | \$ | 1.00 |
| COMP.312-348-082014 | | | |
| COMP.422-067-082014 | Impresora Laserjet "2035 Para Costos JOSE CARLOS MENA NAVARRO | \$ | 1.00 |
| COMP.002-362-082014 | | | |
| COMP.118-360-082014 | EQUIPO DVR'S SERV GENERALES LUDWING MAHALEL MOO DZIB | \$ | 1.00 |
| COMP.552-361-082014 | | | |
| SOPORTE 203-349-082014 | D-Link Wireless Display Adapter | \$ | 1.00 |
| COMP.210-377-062015 | Monitor 21.5" LG Modelo 22M37A-B | \$ | 1.00 |
| COMP.155-384-072015 | CAMARA BULLET #1 VISION NOCTURNA 900 LINEAS EXTERIOR RFC-MODL-780609-NJ9 L | \$ | 1.00 |
| COMP.156-384-072015 | CAMARA BULLET #2 VISION NOCTURNA 900 LINEAS EXTERIOR RFC-MODL-780609-NJ9 L | \$ | 1.00 |
| COMP.157-384-072015 | CAMARA BULLET #3 VISION NOCTURNA 900 LINEAS EXTERIOR RFC-MODL-780609-NJ9 L | \$ | 1.00 |
| COMP.411-384-072015 | CAMARA BULLET #4 VISION NOCTURNA 900 LINEAS EXTERIOR RFC-MODL-780609-NJ9 L | \$ | 1.00 |
| COMP.114-378-082015 | LapTop Toshiba Satellite C55-C5207S 15.6" Serie:5F201590C | \$ | 1.00 |
| COMP.305-381-082015 | LapTop Acer Aspire E51-111-C8YT 11.6" Serie:NXMRKAL017510098987600 | \$ | 1.00 |
| COMP.553-380-092015 | Servidor de Red Xeon E5-2650v2 2.6 GHZ | \$ | 1.00 |
| COMP.158-271-052016 | Impresora HP LaserJet PRO CP1025NW Red y Wifi GENEST SA DE CV | \$ | 1.00 |
| COMP.555-390-072016 | Switch Gigabit de 48 Ptos Acero/Base TL-SG1048 TP.LINK | \$ | 1.00 |
| COMP.556-394-092016 | FIREWALL-WATCHGUARD FIREBOX M200- EQUIPO DE SEGURIDAD PERIMETRAL | \$ | 1.00 |
| COMP.164-397-012017 | LENOVO THINKCENTER M700 SFF 10GTADOLLS INTEL CORE I3, 4GB, 500GB | \$ | 1.00 |
| COMP.164-400-012017 | MONITOR LG LED 18.5 WIDE NE 1366X768, VGA | \$ | 1.00 |
| COMP.101-414-062017 | IMPRESORA LASERJET A COLOR HP M252DW, 19 PPM NEGRO/COLOR DUPLEX, WIFI 1 A | \$ | 96.58 |
| COMP.175-014-112017 | CPU I3 TM 1151 | \$ | 1,397.67 |
| | TELEVISOR SAMSUNG 55" | \$ | 7,394.08 |
| COMP.242-414-072017 | Impresora HP LaserJet a color HP M252DW Serie:YNB3F60926 | \$ | 215.68 |
| COMP.002-418-072017 | LapTop Lenovo 80SX Serie: LR08WZJY | \$ | 623.57 |
| COMP.158-432-122017 | Imp. Multifuncional HP LaserJet PRO M277dw Serie:VNB8K1Y2RJ | \$ | 931.82 |
| COMP.257-445-122018 | WORKSTATION HP Z4 G4 INTEL XEON W-1233 3.6 CORES 16GB SERIE:2UA8441DJZ | \$ | 37,798.89 |
| COMP.256-445-122018 | WORKSTATION HP Z4 G4 INTEL XEON W-1233 3.6 CORES 16GB SERIE:2UA8441DJX | \$ | 37,798.89 |
| COMP.258-445-122018 | WORKSTATION HP Z4 G4 INTEL XEON W-1233 3.6 CORES 16GB SERIE:2UA8441DJV | \$ | 37,798.89 |
| COMP.255-445-122018 | WORKSTATION HP Z4 G4 INTEL XEON W-1233 3.6 CORES 16GB SERIE:2UA8441DIY | \$ | 37,798.89 |
| COMP.430-445-122018 | WORKSTATION HP Z4 G4 INTEL XEON W-1233 3.6 CORES 16GB SERIE:2UA8441DIW | \$ | 37,798.89 |
| SOPORTE 343-445-122018 | WORKSTATION HP Z4 G4 INTEL XEON W-1233 3.6 CORES 16GB SERIE:2UA8461BPF | \$ | 37,798.89 |
| COMP.429-445-122018 | WORKSTATION HP Z4 G4 INTEL XEON W-1233 3.6 CORES 16GB SERIE:2UA8461BPD | \$ | 37,798.89 |
| COMP.428-445-122018 | WORKSTATION HP Z4 G4 INTEL XEON W-1233 3.6 CORES 16GB SERIE:2UA8461BP9 | \$ | 37,798.89 |
| COMP.430-446-122018 | MONITOR HP Z27N G2 27" IPS WLED 16:10 2560 X 1440 SERIE: 6MC82616CN | \$ | 7,121.53 |
| COMP.255-446-122018 | MONITOR HP Z27N G2 27" IPS WLED 16:10 2560 X 1440 SERIE: 6MC82616JM | \$ | 7,121.53 |
| COMP.256-446-122018 | MONITOR HP Z27N G2 27" IPS WLED 16:10 2560 X 1440 SERIE: 6MC82616HN | \$ | 7,121.53 |
| SOPORTE 343-446-122018 | MONITOR HP Z27N G2 27" IPS WLED 16:10 2560 X 1440 SERIE: 6MC82616DW | \$ | 7,121.53 |
| COMP.258-446-122018 | MONITOR HP Z27N G2 27" IPS WLED 16:10 2560 X 1440 SERIE: 6MC82616JL | \$ | 7,121.53 |
| COMP.257-446-122018 | MONITOR HP Z27N G2 27" IPS WLED 16:10 2560 X 1440 SERIE: 6MC82616JK | \$ | 7,121.53 |
| COMP.428-446-122018 | MONITOR HP Z27N G2 27" IPS WLED 16:10 2560 X 1440 SERIE: 6MC82616J7 | \$ | 7,121.53 |
| COMP.429-446-122018 | MONITOR HP Z27N G2 27" IPS WLED 16:10 2560 X 1440 SERIE: 6MC82616JT | \$ | 7,121.53 |
| COMP.562-449-122018 | HPE STOREEASY 1660 92TB SAS STORAGE/RAID 6/ 24 TERAS/ SERIE: 2M284701T5 | \$ | 125,996.30 |
| IDE-MOB-1073 | Aire Acondicionado Panasonic CS-YS18NKV Inverter AJ COMERCIALIZADORA | \$ | 3,958.50 |
| COMP.211-288-082012 | Impresora HP | \$ | 1.00 |
| IDE-MOB-0604 | Desmalezadora Sthil 44.3 CM3 2.9 HP Autocut 40-2 | \$ | 3,187.83 |
| IDE-MOB-1151 | PODADORA DE ALTURA MCA. STIHL HT-103 ESPADA DE 12" 1.4 HP | \$ | 7,957.60 |
| IDE-MOB-1152 | MAQ P/SOLDAR TH 250 SERIE No A-145-1500-H18 | \$ | 6,413.40 |
| IDE-MOB-1153 | MAQ P/SOLDAR TH 250 SERIE No A-145-2359-H18 | \$ | 6,413.40 |
| IDE-MOB-1154 | MAQ P/SOLDAR TH 250 SERIE No A-145-2351-H18 | \$ | 6,413.40 |
| IDE-MOB-1155 | MAQ P/SOLDAR TH 250 SERIE No A-145-2354-H18 | \$ | 6,413.41 |

| | | | |
|---------------------|--|----|-----------|
| IDE-MOB-1013 | Equipo Estacional North N2R de 2" con 2 Pantallas | \$ | 1.00 |
| IDE-MOB-1062 | Mini-Split 24,000 BTU Serie S | \$ | 566.41 |
| IDE-MOB-1048 | Mini-Split 36,000 BTU Serie S | \$ | 728.54 |
| IDE-MOB-1063 | A/A 60,000 BTU e Instalación de Equipo | \$ | 2,662.20 |
| IDE-MOB-1064 | Suministro de aire acondicionado | \$ | 1,454.90 |
| IDE-MOB-1078 | Minisplit Inverter RHEM 18,000 BTUS 220V Solo Frio | \$ | 4,739.34 |
| IDE-MOB-1065 | Minisplit Inverter RHEM 12,000 BTUS 220V Solo Frio | \$ | 3,261.66 |
| IDE-MOB-1080 | Minisplit Inverter RHEM 12,000 BTUS 220V Solo Frio | \$ | 3,261.66 |
| IDE-MOB-1081 | Minisplit Inverter RHEM 12,000 BTUS 220V Solo Frio | \$ | 3,261.66 |
| IDE-MOB-1088 | Minisplit LG 22000 btu/h Arctool Inverter Tipo Espejo 220V. | \$ | 8,878.95 |
| IDE-MOB-1087 | Minisplit Inverter Panasonic 12000BTU Modelo CS-YS-12NKV-6 | \$ | 4,904.87 |
| IDE-MOB-1092 | Minisplit Inverter Panasonic de 18000 BTUS para INIFED | \$ | 7,059.53 |
| IDE-MOB-1114 | Minisplit Inverter 12000 BTUS para CYSFRE | \$ | 6,044.49 |
| IDE-MOB-1127 | A/C Cia Fernandez FMA49015 | \$ | 5,385.83 |
| IDE-MOB-1157 | A/C MINI SPLIT ZMARTECH 36000 BTU MOD. AC362ZTXS Serie:G30100888022HBLQ8012 | \$ | 11,699.16 |
| IDE-MOB-1158 | A/C MINI SPLIT ZMARTECH 36000 BTU MOD. AC362ZTXS Serie:G30100888022HBLQ7112 | \$ | 11,699.16 |
| IDE-MOB-1305 | A/C MINI SPLIT PRIME 18000 BTU SERIE G3L110765125299906190036 G3011076532441 | \$ | 6,234.99 |
| IDE-MOB-1306 | A/C MINI SPLIT PRIME 18000 BTU SERIE G3L11076512529990619005G G3011076537114 | \$ | 6,234.99 |
| IDE-MOB-1307 | A/C MINI SPLIT PRIME 18000 BTU SERIE G3L110765171142909010008 G3011076537114 | \$ | 6,235.00 |
| IDE-MOB-1308 | A/C MINI SPLIT PRIME 18000 BTU SERIE G3L11076517114290901012F G3011076532441 | \$ | 6,235.00 |
| IDE-MOB-1115 | Minisplit LG Inverter 33,000 btu Serie:511KAMZOFW50 | \$ | 20,916.35 |
| IDE-MOB-1116 | Minisplit LG Inverter 33,000 btu Serie:511KAMZOFW51 | \$ | 20,916.35 |
| COMP.126-083-112007 | POR IDENTIFICAR | \$ | 1.00 |
| COMP.126-083-112009 | POR IDENTIFICAR | \$ | 1.00 |
| COMP.126-083-112013 | Celular BackBerry 9900 | \$ | 549.88 |
| CEL-42-092016 | TELEFONO DIGITAL MARCA ALCATEL LUCENT 4019 COLOR NEGRO - Dir. NORMATIVIDAD | \$ | 1,670.40 |
| COMP.126-083-112014 | DESMALEZADORA STIHL FS-250 | \$ | 1.00 |
| COMP.126-083-112017 | RADIOLOCALIZADOR MOTOROLA | \$ | 1.00 |
| COMP.126-083-112018 | RADIOLOCALIZADOR MOTOROLA | \$ | 1.00 |
| COMP.126-083-112019 | RADIOLOCALIZADOR MOTOROLA | \$ | 1.00 |
| IDE-MOB-1044 | DESMALEZADORA STIHL M-FS250 | \$ | 167.40 |
| IDE-MOB-1045 | Desmalezadora Honda 35.8 CC con manubrio | \$ | 900.00 |
| IDE-MOB-449 | SISTEMA DE POSICIONAMIENTO GLOBAL | \$ | 325.50 |
| IDE-MOB-119 | SAPAPICO | \$ | 25.44 |
| IDE-MOB-121 | SAPAPICO | \$ | 25.44 |
| IDE-MOB-122 | SAPAPICO | \$ | 25.44 |
| IDE-MOB-599 | LLAVE STILSON | \$ | 39.50 |
| IDE-MOB-600 | ESCALERA TIJERA 4 ESCALONES | \$ | 78.57 |
| IDE-MOB-601 | ESCALERA TIJERA 8 ESCALONES | \$ | 122.50 |
| IDE-MOB-602 | PISTOLA DE GRAVEDAD | \$ | 51.35 |
| IDE-MOB-645 | ROTO MARTILLO DE MEDIA | \$ | 246.61 |
| IDE-MOB-656 | MACHETE PULIDO ESTANDAR DE 20" | \$ | 7.82 |
| IDE-MOB-698 | MACHETE PULIDO ESTANDAR DE 20" | \$ | 7.82 |
| IDE-MOB-814 | NIVEL METALICO | \$ | 14.93 |
| IDE-MOB-823 | PALA | \$ | 13.01 |
| IDE-MOB-824 | PALA | \$ | 13.01 |
| IDE-MOB-825 | PALA | \$ | 13.01 |
| IDE-MOB-826 | PALA | \$ | 13.01 |
| IDE-MOB-827 | PALA | \$ | 13.01 |
| IDE-MOB-830 | CARRETILLA | \$ | 127.23 |
| IDE-MOB-867 | BARRETA | \$ | 51.78 |
| IDE-MOB-940 | 8 NIVELES DE 21 PULGADAS | \$ | 119.42 |
| IDE-MOB-941 | 10 NIVELES DE 18 PULGADAS | \$ | 114.10 |
| IDE-MOB-135 | NIVEL PENTAX ETH-10D | \$ | 183.75 |
| IDE-MOB-136 | ESTADAL DE 4 METROS | \$ | 77.00 |
| IDE-MOB-274 | VIPODE | \$ | 273.00 |
| IDE-MOB-276 | PRISMA | \$ | 183.75 |
| IDE-MOB-277 | PRISMA | \$ | 183.75 |
| IDE-MOB-281 | ESTADAL 4 MTS | \$ | 77.00 |
| IDE-MOB-282 | ESTADAL 5 MTS | \$ | 94.50 |
| IDE-MOB-283 | ESTADAL 4 MTS | \$ | 77.00 |
| IDE-MOB-383 | ESCALERA DE 2 ESCALONES | \$ | 60.03 |
| IDE-MOB-876 | SET SOKKISHA RED 22 | \$ | 8,505.00 |
| IDE-MOB-952 | FUENTE DE ENERGIA, ARRANCADOR | \$ | 203.49 |
| IDE-MOB-278 | BALIZA | \$ | 166.77 |
| IDE-MOB-279 | BALIZA | \$ | 166.77 |
| IDE-MOB-444 | BALIZA | \$ | 166.77 |
| IDE-MOB-445 | BALIZA | \$ | 166.77 |
| IDE-MOB-446 | BALIZA | \$ | 166.77 |
| IDE-MOB-447 | BALIZA | \$ | 166.77 |
| IDE-MOB-448 | BALIZA | \$ | 166.77 |
| IDE-MOB-133 | TRIPLE DE EXTENSION DE ALUMINIO | \$ | 187.25 |
| IDE-MOB-134 | TRIPLE DE EXTENSION DE ALUMINIO | \$ | 187.25 |
| IDE-MOB-269 | TEODOLITO (TRANSITO) | \$ | 2,275.00 |
| IDE-MOB-270 | TEODOLITO (TRANSITO) | \$ | 2,275.00 |
| IDE-MOB-284 | TRIPLE DE EXTENSION DE ALUMINIO | \$ | 187.25 |
| IDE-MOB-285 | TRIPLE DE EXTENSION DE ALUMINIO | \$ | 187.25 |
| IDE-MOB-286 | TRIPLE DE EXTENSION DE ALUMINIO | \$ | 187.25 |
| IDE-MOB-287 | TRIPLE DE EXTENSION DE MADERA | \$ | 187.25 |
| IDE-MOB-288 | TRIPLE DE EXTENSION DE ALUMINIO | \$ | 187.25 |

| | | | |
|---|---|----|-----------|
| IDE-MOB-289 | TRIPLE DE EXTENSION DE ALUMINIO | \$ | 187.25 |
| IDE-MOB-1042 | Taladro WR de 1/2 de Walt | \$ | 610.58 |
| IDE-MOB-133 | F-2311 RFC-FME-860201-ITS COMPAÑIA FERNANDEZ DE MERIDA | \$ | 488.88 |
| IDE-MOB-1089 | Motosierra M5210 Sthil 18" 63PM | \$ | 2,206.77 |
| | Desmalezadora Sthil FS-450 | \$ | 9,458.95 |
| IDE-MOB-1159 | MOTOGUADANA MOD FS-450 STHIL SERIE185978539 | \$ | 14,905.78 |
| IDE-MOB-1160 | MOTOGUADANA MOD FS-450 STHIL SERIE185978360 | \$ | 14,905.78 |
| IDE-MOB-1161 | MOTOGUADANA MOD FS-450 STHIL SERIE185978337 | \$ | 14,905.78 |
| IDE-MOB-1162 | MOTOGUADANA MOD FS-450 STHIL SERIE185978537 | \$ | 14,905.78 |
| IDE-MOB-1163 | MOTOGUADANA MOD FS-450 STHIL SERIE185978355 | \$ | 14,905.78 |
| IDE-MOB-1164 | MOTOGUADANA MOD FS-450 STHIL SERIE185978376 | \$ | 14,905.78 |
| IDE-MOB-1165 | MOTOSIERRA TELESCOPICA STHIL SERIE 520343872 | \$ | 9,231.90 |
| IDE-MOB-1066 | Audio para salade juntas del IDEFEY ELECTRONICA GONZALEZ SA DE CV | \$ | 2,135.62 |
| IDE-MOB-1090 | Deshumificador | \$ | 2,339.90 |
| IDE-MOB-1091 | DISPENSADOR DE AGUA COLOR NEGRO Y ACERO ACUASTAR | \$ | 2,034.18 |
| | 25 CHEVROLET 1GCEC34K5TZ182627 | \$ | 1.00 |
| | 12 DODGE PM175918 | \$ | 1.00 |
| | 10 VW Sedan 3VWS1A1B6XM504593 | \$ | 1.00 |
| | 4 VW Sedan 3VWS1A1B6XM525645 | \$ | 1.00 |
| | 27 Chevy Serie 3G1SF21X465103270 | \$ | 1.00 |
| | 28 Chevy Serie 3G1SF21X665106607 | \$ | 1.00 |
| | 32 Chevy Serie 3G1SF21X575130494 | \$ | 1.00 |
| | 30 Chevy Serie 3G1SF21X475130857 | \$ | 1.00 |
| | 34 Chevy Serie 3G1SF21X875130862 | \$ | 1.00 |
| | 31 Chevy Serie 3G1SF21X875131168 | \$ | 1.00 |
| | 33 Chevy Serie 3G1SF21X675131170 | \$ | 1.00 |
| Soff/01 | Microsoft Office Estandar | \$ | 14,304.99 |
| Soff/02 | Windows 7 Profesional | \$ | 6,950.57 |
| Soff/03 | Licencia Antivirus ESET 4.2 | \$ | 20,516.17 |
| Soff/04 | Compra de Antivirus | \$ | 12,787.27 |
| Soff/05 | Software de UADY | \$ | 7,822.17 |
| LICENCIA ENTREGADA ON LINE, NO SE ASIGNA NUM. DE INVENTARIO | LICENCIAS REVIT 2019 COMMERCIAL NEW SINGLE-USER ELD ANNUAL- SUBSCRIPTION (8 | \$ | 7,822.17 |
| LICENCIA ENTREGADA ON LINE, NO SE ASIGNA NUM. DE INVENTARIO | LICENCIAS REVIT 2019 COMMERCIAL NEW SINGLE-USER ELD ANNUAL- SUBSCRIPTION (8 | \$ | 7,822.17 |
| LICENCIA ENTREGADA ON LINE, NO SE ASIGNA NUM. DE INVENTARIO | LICENCIAS REVIT 2019 COMMERCIAL NEW SINGLE-USER ELD ANNUAL- SUBSCRIPTION (8 | \$ | 7,822.17 |
| LICENCIA ENTREGADA ON LINE, NO SE ASIGNA NUM. DE INVENTARIO | LICENCIAS REVIT 2019 COMMERCIAL NEW SINGLE-USER ELD ANNUAL- SUBSCRIPTION (8 | \$ | 7,822.17 |
| LICENCIA ENTREGADA ON LINE, NO SE ASIGNA NUM. DE INVENTARIO | LICENCIAS REVIT 2019 COMMERCIAL NEW SINGLE-USER ELD ANNUAL- SUBSCRIPTION (8 | \$ | 7,822.17 |
| LICENCIA ENTREGADA ON LINE, NO SE ASIGNA NUM. DE INVENTARIO | LICENCIAS REVIT 2019 COMMERCIAL NEW SINGLE-USER ELD ANNUAL- SUBSCRIPTION (8 | \$ | 7,822.17 |
| LICENCIA ENTREGADA ON LINE, NO SE ASIGNA NUM. DE INVENTARIO | LICENCIAS REVIT 2019 COMMERCIAL NEW SINGLE-USER ELD ANNUAL- SUBSCRIPTION (8 | \$ | 7,822.17 |
| LICENCIA ENTREGADA ON LINE, NO SE ASIGNA NUM. DE INVENTARIO | LICENCIAS REVIT 2019 COMMERCIAL NEW SINGLE-USER ELD ANNUAL- SUBSCRIPTION (8 | \$ | 7,822.17 |
| | SOFTWARE DE PRECIOS UNITARIOS DEPTO DE COSTOS | \$ | 11,153.46 |
| | SOFTWARE DE PRECIOS UNITARIOS DEPTO DE COSTOS | \$ | 11,153.46 |
| | SOFTWARE DE PRECIOS UNITARIOS DEPTO DE COSTOS | \$ | 11,153.46 |
| | SOFTWARE DE PRECIOS UNITARIOS DEPTO DE COSTOS | \$ | 11,153.46 |
| | SOFTWARE DE PRECIOS UNITARIOS DEPTO DE COSTOS | \$ | 11,153.46 |
| | SOFTWARE DE PRECIOS UNITARIOS DEPTO DE COSTOS | \$ | 11,153.46 |
| | SOFTWARE DE PRECIOS UNITARIOS DEPTO DE COSTOS | \$ | 11,153.46 |
| | SOFTWARE DE PRECIOS UNITARIOS DEPTO DE COSTOS | \$ | 11,153.46 |
| COMP.502-455-092019 | IMPRESORA OFFICEJET PRO 8600 HP | \$ | 1,127.30 |
| COMP.500-452-092019 | LAPTOP DELL | \$ | 5,316.34 |
| COMP.504-467-092019 | COMPUTADORA THINKCENTER LENOVO | \$ | 4,363.38 |
| COMP.508-471-092019 | IMPRESORA HP OFFICEJET 6830 | \$ | 1,878.75 |
| COMP.520-510-092019 | COMPUTADORA ENSAMBLADA CON CPU Y TECLADO | \$ | 863.40 |
| COMP.506-476-092019 | PROYECTOR SONY | \$ | 3,420.95 |
| COMP.007-524-092019 | PROYECTOR Viewsonic | \$ | 367.40 |
| COMP.521-459-092019 | COMPUTADORA ENSAMBLADA CON CPU Y TECLADO | \$ | 949.90 |
| COMP.521-505-092019 | IMPRESORA SAMSUNG ML2240 | \$ | 380.00 |
| COMP.500-014-092019 | COMPUTADORA ENSAMBLADA CON CPU Y TECLADO | \$ | 183.75 |
| COMP.519-452-092019 | LAPTOP DELL | \$ | 5,316.34 |
| COMP.502-014-092019 | COMPUTADORA ENSAMBLADA CON CPU Y TECLADO | \$ | 422.40 |
| COMP.519-508-092019 | SCANNER KODAK | \$ | 7,495.93 |
| COMP.524-014-092019 | COMPUTADORA ENSAMBLADA Y TECLADO MONITOR SAMSUNG | \$ | 183.75 |
| COMP.506-472-092019 | COMPUTADORA ENSAMBLADA MONITOR M3C3FAA001B2703C5D4200 | \$ | 863.40 |
| COMP.507-459-092019 | COMPUTADORA ENSAMBLADA CON CPU Y TECLADO CPU 940400050704 | \$ | 949.90 |
| COMP.500-453-092019 | IMPRESORA OFFICEJET PRO 8660 HP | \$ | 220.40 |
| COMP.513-494-092019 | COMPUTADORA ENSAMBLADA CON CPU Y TECLADO MONITOR BENQ | \$ | 422.40 |
| COMP.511-459-092019 | COMPUTADORA ENSAMBLADA CON CPU Y TECLADO MONITOR AOC | \$ | 949.90 |
| COMP.514-459-092019 | COMPUTADORA ENSAMBLADA CON CPU Y TECLADO MONITOR AOC | \$ | 949.90 |
| COMP.508-467-092019 | COMPUTADORA LENOVO THINKCENTRE M73 | \$ | 4,363.38 |
| COMP.512-459-092019 | COMPUTADORA ENSAMBLADA CON CPU Y TECLADO MONITOR AOC | \$ | 949.90 |
| COMP.509-459-092019 | COMPUTADORA ENSAMBLADA CON CPU Y TECLADO MONITOR NOC | \$ | 863.40 |
| COMP.516-419-092019 | COMPUTADORA ENSAMBLADA CORE I5 CON 8 GB EN RAM CON NUMERO DE SIETE.TARI | \$ | 4,246.00 |
| COMP.501-462-092019 | COMPUTADORA ENSAMBLADA CON CPU Y TECLADO GATEWEY | \$ | 1,065.30 |
| COMP.514-520-092019 | IMPRESORA DOBLE CARTA HP 7110 | \$ | 514.40 |
| COMP.523-459-092019 | COMPUTADORA ENSAMBLADA CON CPU Y TECLADO | \$ | 947.40 |
| COMP.522-516-092019 | COMPUTADORA ENSAMBLADA CON CPU Y TECLADO MONITOR AOC | \$ | 947.40 |
| COMP.506-483-092019 | IMPRESORA OFFICEJET PRO HP | \$ | 220.15 |
| COMP.515-459-092019 | COMPUTADORA ENSAMBLADA CON MONITOR, CPU Y TECLADO MONITOR AKTEC | \$ | 924.90 |
| COMP.506-459-092019 | COMPUTADORA ENSAMBLADA COREI5 CON 8 GB EN RAM CON NUERO DE SIETE | \$ | 4,246.00 |
| COMP.500-493-092019 | SCANNER | \$ | 4,502.76 |

| | | | |
|--------------|---|----|-----------|
| IDE-MOB-1172 | SILLON EJECUTIVO | \$ | 852.75 |
| IDE-MOB-1177 | ARCHIVERO DE 4 CAJONES METALICO | \$ | 1,639.04 |
| IDE-MOB-1187 | SILLON EJECUTIVO | \$ | 852.75 |
| IDE-MOB-1189 | CAJONERA DE MADERA | \$ | 902.50 |
| IDE-MOB-1190 | AIRE ACONDICIONADO PRIME | \$ | 4,886.61 |
| IDE-MOB-1194 | ARCHIVERO DE METAL DE 4 CAJONES NEGRO | \$ | 1,235.00 |
| IDE-MOB-1197 | SILLA SECRETARIAL | \$ | 1,119.54 |
| IDE-MOB-1198 | SILLA SECRETARIAL CON DESCANSA BRAZOS | \$ | 1,119.54 |
| IDE-MOB-1201 | MAQUINA DE ESCRIBIR ELECTRICA OLIVETTI | \$ | 380.00 |
| IDE-MOB-1202 | SILLA SECRETARIAL C/ DESCANSA BRAZOS | \$ | 1,119.54 |
| IDE-MOB-1204 | SILLA SECRETARIAL C/ DESCANSA BRAZOS | \$ | 1,119.54 |
| IDE-MOB-1206 | CAJONERA DE 2 CAJONES | \$ | 569.65 |
| IDE-MOB-1208 | SILLAS DE 3 ASIENTOS CORRIDOS | \$ | 688.75 |
| IDE-MOB-1209 | SILLAS DE 3 ASIENTOS CORRIDOS | \$ | 688.75 |
| IDE-MOB-1211 | SILLA EJECUTIVA NEGRA | \$ | 852.50 |
| IDE-MOB-1214 | CAJONERA CAFÉ DE 3 CAJONES | \$ | 1,045.00 |
| IDE-MOB-1216 | SILLA SECRETARIALC/ DESCANSA BRAZOS | \$ | 1,119.54 |
| IDE-MOB-1218 | ESCRITORIO ESTUDIANTIL CON UN CAJON | \$ | 1,116.25 |
| IDE-MOB-1221 | ARCHIVERO DE 4 CAJONES GRAFITO | \$ | 1,045.00 |
| IDE-MOB-1223 | SILLA SECRETARIAL | \$ | 1,119.54 |
| IDE-MOB-1225 | SILLA SECRETARIAL CON DESCANSA BRAZOS | \$ | 1,119.54 |
| IDE-MOB-1223 | SILLA SECRETARIAL | \$ | 1,119.54 |
| IDE-MOB-1226 | CAJONERA DE MADERA DE 3 CAJONES | \$ | 902.50 |
| IDE-MOB-1227 | ARCHIVERO DE METAL DE 4 CAJONES | \$ | 1,235.00 |
| IDE-MOB-1228 | MESITA DE METAL CON RUEDAS | \$ | 595.65 |
| IDE-MOB-1229 | SILLA SECRETARIAL C/DESCANSA BRAZOS | \$ | 1,119.54 |
| IDE-MOB-1230 | MESITA DE MADERA CAFÉ CON RUEDAS | \$ | 595.65 |
| IDE-MOB-1231 | AIRE ACONDICIONADO DE 36,000 BTUS LENNOX | \$ | 13,135.90 |
| IDE-MOB-1232 | SILLA SECRETARIAL C/ DESCANSA BRAZOS | \$ | 1,119.54 |
| IDE-MOB-1234 | SILLA SECRETARIAL | \$ | 1,119.54 |
| IDE-MOB-1235 | SILLA SECRETARIAL C/ DESCANSA BRAZOS | \$ | 1,119.54 |
| SISTEMAS | GPS MEGALLAN XPLOREST PRO 10 | \$ | 1,187.50 |
| IDE-MOB-1237 | ESCRITORIO DE CRISTAL | \$ | 1,325.25 |
| IDE-MOB-1238 | SILLA EJECUTIVA NEGRA | \$ | 434.00 |
| IDE-MOB-1239 | MESITA DE COMPUTADORA CAFÉ | \$ | 595.65 |
| IDE-MOB-1241 | ARCHIVERO METALICO DE 4 CAJONE | \$ | 1,235.00 |
| IDE-MOB-1248 | SILLA SECRETARIAL CON DESCANSA BRAZOS | \$ | 1,119.54 |
| IDE-MOB-1249 | AIRE ACONDICIONADO TIPO MINISTPLIT PRIME | \$ | 8,116.33 |
| IDE-MOB-1250 | AIRE ACONDICIONADO TIPO MINISTPLIT PRIME | \$ | 8,116.33 |
| IDE-MOB-1251 | SILLA PLEGABLE ACOJINADA | \$ | 237.15 |
| IDE-MOB-1252 | SILLA PLEGABLE ACOJINADA | \$ | 237.15 |
| IDE-MOB-1253 | SILLA PLEGABLE ACOJINADA | \$ | 237.15 |
| IDE-MOB-1254 | SILLA PLEGABLE ACOJINADA | \$ | 237.15 |
| IDE-MOB-1255 | SILLA PLEGABLE ACOJINADA | \$ | 237.15 |
| IDE-MOB-1256 | SILLA PLEGABLE ACOJINADA | \$ | 237.15 |
| IDE-MOB-1257 | SILLA PLEGABLE ACOJINADA | \$ | 237.15 |
| IDE-MOB-1258 | SILLA PLEGABLE ACOJINADA | \$ | 237.15 |
| IDE-MOB-1259 | SILLA PLEGABLE ACOJINADA | \$ | 237.15 |
| IDE-MOB-1260 | SILLA SECRETARIAL NEGRA | \$ | 641.50 |
| IDE-MOB-1261 | SILLA SECRETARIAL NEGRA | \$ | 641.50 |
| IDE-MOB-1262 | SILLA GENOVA NEGRA | \$ | 335.70 |
| IDE-MOB-1263 | SILLA GENOVA NEGRA | \$ | 335.70 |
| IDE-MOB-1264 | SILLA GENOVA NEGRA | \$ | 335.70 |
| IDE-MOB-1265 | SILLA GENOVA NEGRA | \$ | 335.70 |
| IDE-MOB-1266 | SILLA GENOVA NEGRA | \$ | 335.70 |
| IDE-MOB-1268 | SILLA EJECUTIVA NEGRA | \$ | 853.00 |
| IDE-MOB-1169 | SILLA DE VISITA | \$ | 284.63 |
| IDE-MOB-1170 | SILLAS TIPO GENOVA | \$ | 281.75 |
| IDE-MOB-1171 | SILLAS TIPO GENOVA | \$ | 281.75 |
| IDE-MOB-1173 | AIRE ACONDICIONADO DE 12,000 BTUS | \$ | 7,498.25 |
| IDE-MOB-1174 | MESA REDONDA | \$ | 551.04 |
| IDE-MOB-1175 | MESA DE MADERA DE JUNTAS | \$ | 1,772.91 |
| IDE-MOB-1176 | CENTRO MODULAR PENINSULAR (ESCRITORIO EN U CON LIBRERO) | \$ | 7,247.88 |
| IDE-MOB-1178 | SILLA EJECUTIVA C / DESCANSABRAZOS | \$ | 728.33 |
| IDE-MOB-1179 | CENTRO MODULAR EJECUTIVO(ESCRITORIO EN U, CREDENZA Y LIBRERO SOBRE PONER) | \$ | 6,835.79 |
| IDE-MOB-1180 | CAJONERA NEGRA CON 3 CAJONES | \$ | 858.99 |
| IDE-MOB-1181 | ARCHIVERO DE 3 CAJONES COLOR MADERA | \$ | 2,904.17 |
| IDE-MOB-1182 | ARCHIVERO DE 4 CAJONES GRAFITO | \$ | 2,875.41 |
| IDE-MOB-1183 | AIRE ACONDICIONADO DE 12,000 BTUS | \$ | 4,578.94 |
| IDE-MOB-1184 | CENTRO MODULAR EJECUTIVO 3 PIEZAS | \$ | 6,835.79 |
| IDE-MOB-1185 | SILLA DE VISITA | \$ | 281.75 |
| IDE-MOB-1186 | SILLA TIPO GENOVA | \$ | 281.75 |
| IDE-MOB-1188 | CAJA FUERTE(HOME SAFE) | \$ | 2,024.00 |
| IDE-MOB-1191 | SILLA EJECUTIVA CAFÉ | \$ | 728.33 |
| IDE-MOB-1192 | ESCRITORIO ESTUDIANTIL CON UN CAJON | \$ | 1,110.71 |
| IDE-MOB-1193 | CAJONERA NEGRA DE 3 CAJONES | \$ | 858.99 |
| IDE-MOB-1195 | AIRE ACONDICIONADO DE 12,000 BTUS | \$ | 4,578.94 |
| IDE-MOB-1196 | ESCRITORIO ESTUDIANTIL CON UN CAJON | \$ | 1,110.71 |
| IDE-MOB-1199 | ESCRITORIO ESTUDIANTIL CON UN CAJON | \$ | 1,110.71 |

| | | | |
|--|---|----|--------------|
| IDE-MOB-1200 | CAJONERA NEGRA DE 3 CAJONES | \$ | 858.99 |
| IDE-MOB-1203 | ESCRITORIO METALICO 2 CAJONES | \$ | 1,456.95 |
| IDE-MOB-1205 | RECEPCION DE CRISTAL | \$ | 6,612.50 |
| IDE-MOB-1207 | AIRE ACONDICIONADO DE 12,000 BTUS | \$ | 4,578.94 |
| IDE-MOB-1208 | TELEFONO CONMUTADOR | \$ | 1.00 |
| IDE-MOB-1210 | ARCHIVERO DE 2 CAJONES METALICA | \$ | 1,896.54 |
| IDE-MOB-1212 | SILLA DE VISITA | \$ | 306.67 |
| IDE-MOB-1213 | MODULO ERGONOMICO SECRETARIAL(ESCRITORIO EN U, CREDENZA Y LIBRERO SOBRE P | \$ | 3,370.46 |
| IDE-MOB-1215 | AIRE ACONDICIONADO DE 12,000 BTUS | \$ | 4,578.94 |
| IDE-MOB-1217 | CAJONERA NEGRA DE 3 CAJONES | \$ | 858.99 |
| IDE-MOB-1219 | SILLA TIPO GENOVA | \$ | 306.67 |
| IDE-MOB-1224 | ESCRITORIO NEGRO DE UN CAJON | \$ | 1,110.71 |
| IDE-MOB-1225 | CAJONERA DE 3 CAJONES | \$ | 858.99 |
| IDE-MOB-1233 | SILLA EJECUTIVA COLOR CAFÉ | \$ | 728.33 |
| IDE-MOB-1236 | CAJONERA NEGRA DE 3 CAJONES | \$ | 858.99 |
| IDE-MOB-1240 | CAJONERA DE DOS CAJONES NEGRA | \$ | 858.99 |
| IDE-MOB-1242 | SILLAS T/ GENOVA | \$ | 306.67 |
| IDE-MOB-1243 | SILLAS T/ GENOVA | \$ | 306.67 |
| IDE-MOB-1244 | AIRE ACONDICIONADO | \$ | 7,224.72 |
| IDE-MOB-1245 | ESCRITORIO GRIS DE 3 PARTES C/ CAJONERA | \$ | 1,351.25 |
| IDE-MOB-1246 | MESITA NEGRA DE RUEDAS | \$ | 574.43 |
| IDE-MOB-1247 | SILLA TIPO GENOVA | \$ | 306.67 |
| IDE-MOB-1267 | SILLA GENOVA | \$ | 281.75 |
| IDE-MOB-1269 | ARMARIO METALICO NEGRO | \$ | 5,261.25 |
| IDE-MOB-1271 | SILLA DE ALUMINIO CON BRAZOS | \$ | 373.75 |
| IDE-MOB-1272 | SILLA DE ALUMINIO CON BRAZOS | \$ | 373.75 |
| IDE-MOB-1273 | SILLA DE ALUMINIO CON BRAZOS | \$ | 373.75 |
| IDE-MOB-1274 | SILLA DE ALUMINIO CON BRAZOS | \$ | 373.75 |
| IDE-MOB-1275 | SILLA DE VISITA | \$ | 373.75 |
| IDE-MOB-1276 | SILLA TIPO GENOVA | \$ | 281.75 |
| IDE-MOB-1277 | SILLA SECRETARIAL CON DECANSABRAZOS | \$ | 306.67 |
| IDE-MOB-1278 | SILLA SECRETARIAL CON DECANSABRAZOS | \$ | 1.00 |
| IDE-MOB-1279 | SILLA SECRETARIAL CON DECANSABRAZOS | \$ | 1.00 |
| IDE-MOB-1280 | SILLA SECRETARIAL | \$ | 1.00 |
| IDE-MOB-1281 | DISTOMETRO | \$ | 584.01 |
| IDE-MOB-1286 | AIRE ACONDICIONADO MINISPLIT 24 KB | \$ | 7,462.32 |
| IDE-MOB-1288 | AIRE ACONDICIONADO MINISPLIT 24 KB (VENTANA) | \$ | 10,144.35 |
| IDE-MOB-1290 | MESA DE PLASTICO | \$ | 1.00 |
| IDE-MOB-1292 | SILLA SECRETARIAL C/ BRAZOS | \$ | 1.00 |
| IDE-MOB-1294 | CERRADURA | \$ | 670.83 |
| 1282-1283-11284-1285-1287-1259-1291-1293-1295-1296-1297-1298-1299-1300-1301-1302-1303-1304 | MUEBLES VARIOS | \$ | 15,102.00 |
| | TORRE DE RADIO DE 9MT | \$ | 19,066.04 |
| COMP.518-504-092019 | MON: 185LM00012 CPU: PCGHIA-1872 MOUSE: DX-110 TECLADO: AT-3000 REGULADO | \$ | 4,689.51 |
| COMP.500-058-092019 | DESKJET 5550 | \$ | 1,067.95 |
| COMP.500-515-092019 | DESIGNJET T1100PS | \$ | 101,627.50 |
| COMP.506-534-092019 | S/F | \$ | 1,721.64 |
| COMP.526-014-092019 | S/F | \$ | 9,129.25 |
| | MARKVISION | \$ | 9,638.48 |
| | S/F | \$ | 2,686.67 |
| | KX-T7730X | \$ | 991.47 |
| SOPORTE 430-535-092019 | S/F | \$ | 2,014.22 |
| SISTEMAS | XPLOREST PRO 10 | \$ | 1,291.88 |
| SISTEMAS | GARMIX | \$ | 2,132.94 |
| | CREW CAB CHEYENE | \$ | 304,333.33 |
| | CAMIONETA TORNADO | \$ | 107,679.92 |
| | | \$ | 2,142,136.22 |

Bajo protesta de decir verdad declaramos que los Estados Financieros y sus Notas son razonablemente correctos y responsabilidad del emisor

C. Luis Jorge Montalvo Duarte
Director General

C.P. Francisco Javier Aguilar Uc
Director de Administración

C.P. Karim Eunice Morales Andrade
Jefe de Contabilidad

Cuenta Pública 2020
Relación de Bienes Inmuebles que Integran el Patrimonio
Al 30 de Septiembre de 2020
(pesos)

Ente Público: INSTITUTO PARA EL DESARROLLO Y CERTIFICACIÓN DE LA INFRAESTRUCTURA FÍSICA EDUCATIVA Y ELECTRICA DE YUCATÁN.

| Código | Descripción (Clasificación) | Valores (Pesos) |
|----------------------|--|------------------|
| | Terrenos | |
| '1231-0000-0000-0000 | Terrenos | \$ 194,389.23 |
| | Edificios no Habitacionales | |
| '1233-0583-0000-0000 | Edificios No Residenciales | \$ 2,894,191.64 |
| | Infraestructura | |
| 1234-0000-0000-0000 | Infraestructura | \$ 44,153,682.46 |
| '1235-0000-0000-0000 | Construccion en Proc en Bienes de Dom Publico | |
| '1235-2002-7174-0120 | AO-931037999-E180-2017 | 596,239.99 |
| '1235-2002-7174-0125 | AO-931037999-E372-2017 | 581,740.00 |
| '1235-2109-3202-0020 | IDE-20-SERVCON-DIRECTA-002 | 0.00 |
| '1235-2116-6190-3900 | IDE-19-OP-DIRECTA-039 | 68,249.49 |
| '1235-2116-6191-2490 | IDE-19-OP-DIRECTA-040 | 65,544.42 |
| '1235-2116-6192-0010 | IDE-19-OP-LP-044 | 1,517,911.89 |
| '1235-2116-6192-0020 | IDE-19-OP-LP-045 | 676,039.73 |
| '1235-2116-6192-0030 | IDE-19-OP-LP-046 | 808,847.73 |
| '1235-2116-6192-0040 | IDE-19-OP-LP-049 | 481,191.30 |
| '1235-2117-4193-0020 | IO-931037999-E5-2019 | 719,928.68 |
| '1235-2117-4193-0030 | IO-931037999-E6-2019 | 667,096.34 |
| '1235-2117-4193-0040 | IO-931037999-E7-2019 | 1,488,059.39 |
| '1235-2117-4193-0050 | IO-931037999-E8-2019 | 742,164.22 |
| '1235-2117-4193-0060 | AO-931037999-E9-2019 | 359,958.47 |
| '1235-2121-6191-1140 | LO-931037999-E16-2019-A | 0.01 |
| '1235-2121-6191-1160 | LO-931037999-E16-2016-C | -0.01 |
| '1235-2121-6191-1170 | LO-931037999-E17-2019-A | -0.01 |
| '1235-2137-7193-0010 | IDE-19-OP-LP-032 | 5,750,891.53 |
| '1235-2137-7193-0070 | IDE-19-OP-LP-047 | 3,939,638.85 |
| '1235-2137-7193-0080 | IDE-19-OP-LP-048 | 4,653,672.16 |
| '1235-2137-7193-0100 | IDE-19-OP-LP-050 | 3,387,585.12 |
| '1235-2137-7193-0110 | IDE-19-OP-LP-051 | 10,440,531.38 |
| '1235-2137-7193-0120 | IDE-19-OP-DIRECTA-004 | 5,800.00 |
| '1235-2138-3202-0150 | LO-931037999-E15-2020 | 600,000.00 |
| '1235-2151-6191-0630 | IDE-19-OP-LP-043-A | 231,526.99 |
| '1235-2151-6191-0640 | IDE-19-OP-LP-043-B | 231,655.29 |
| '1235-2151-6191-0650 | IDE-19-OP-LP-043-C | 259,136.66 |
| '1235-2151-6191-1190 | IDE-19-OP-LP-075-A | 480,909.74 |
| '1235-2151-6191-1200 | IDE-19-OP-LP-075-B | 577,019.79 |
| '1235-2151-6191-1210 | IDE-19-OP-LP-076 | 2,391,425.75 |
| '1235-2151-6191-1240 | IDE-19-OP-LP-077-A | 432,318.72 |
| '1235-2151-6191-1250 | IDE-19-OP-LP-077-B | 428,125.51 |
| '1235-2151-6191-1260 | IDE-19-OP-LP-078-A | 429,071.24 |
| '1235-2151-6191-1270 | IDE-19-OP-LP-078-B | 424,370.91 |
| '1235-2151-6191-1280 | IDE-19-OP-LP-078-C | 478,612.56 |
| '1235-2151-6191-1290 | IDE-19-OP-LP-079 | 912,451.25 |
| '1235-2151-6191-1300 | IDE-19-OP-LP-080 | 879,066.91 |
| '1235-2151-6191-1310 | IDE-19-OP-LP-081 | 2,899,666.57 |
| '1235-2151-6191-1320 | IDE-19-OP-LP-082 | 446,265.28 |
| '1235-2151-6191-1330 | IDE-19-OP-LP-083 | 549,528.83 |
| '1235-2151-6191-1340 | IDE-19-OP-LP-084 | 2,124,244.91 |
| '1235-2151-6191-1350 | IDE-19-OP-LP-085-A | 318,511.83 |
| '1235-2151-6191-1360 | IDE-19-OP-LP-085-B | 280,767.03 |
| '1235-2151-6191-1530 | IDE-19-OP-LP-093 | 3,057,111.88 |
| '1235-2151-6191-1540 | IDE-19-OP-LP-094 | 1,333,375.89 |

| | | |
|----------------------|-------------------------|--------------|
| '1235-2151-6191-1550 | IDE-19-OP-LP-095 | 706,656.82 |
| '1235-2151-6191-1660 | IDE-19-OP-LP-102 | 830,518.65 |
| '1235-2151-6191-1740 | IDE-19-OP-13P-003 | 1,188,030.02 |
| '1235-2151-6191-1790 | IDE-19-OP-DIRECTA-005 | 144,649.78 |
| '1235-2151-6191-1800 | IDE-19-OP-DIRECTA-006 | 569,419.51 |
| '1235-2151-6191-1810 | IDE-19-OP-DIRECTA-007 | 1,188,007.53 |
| '1235-2151-6191-1820 | IDE-19-OP-DIRECTA-008 | 621,309.97 |
| '1235-2151-6191-1830 | IDE-19-OP-DIRECTA-009 | 1,198,362.81 |
| '1235-2151-6191-1850 | IDE-19-OP-DIRECTA-011 | 1,026,043.47 |
| '1235-2151-6191-1860 | IDE-19-OP-DIRECTA-012 | 1,199,000.00 |
| '1235-2151-6191-1870 | IDE-19-OP-DIRECTA-013 | 1,156,396.89 |
| '1235-2151-6191-1880 | IDE-19-OP-DIRECTA-014 | 81,132.96 |
| '1235-2151-6191-1910 | IDE-19-OP-DIRECTA-016-A | 355,489.48 |
| '1235-2151-6191-1920 | IDE-19-OP-DIRECTA-016-B | 539,024.47 |
| '1235-2151-6191-1930 | IDE-19-OP-DIRECTA-017 | 470,408.37 |
| '1235-2151-6191-1940 | IDE-19-OP-DIRECTA-018 | 337,621.91 |
| '1235-2151-6191-1950 | IDE-19-OP-DIRECTA-019 | 379,471.22 |
| '1235-2151-6191-1960 | IDE-19-OP-DIRECTA-020 | 503,409.76 |
| '1235-2151-6191-1970 | IDE-19-OP-DIRECTA-021 | 449,056.07 |
| '1235-2151-6191-1980 | IDE-19-OP-DIRECTA-022-A | 462,233.68 |
| '1235-2151-6191-1990 | IDE-19-OP-DIRECTA-022-B | 341,008.25 |
| '1235-2151-6191-2000 | IDE-19-OP-DIRECTA-023-A | 468,582.22 |
| '1235-2151-6191-2010 | IDE-19-OP-DIRECTA-024-A | 375,258.25 |
| '1235-2151-6191-2020 | IDE-19-OP-DIRECTA-023-B | 468,528.22 |
| '1235-2151-6191-2030 | IDE-19-OP-DIRECTA-024-B | 346,999.02 |
| '1235-2151-6191-2040 | IDE-19-OP-DIRECTA-023-C | 308,788.11 |
| '1235-2151-6191-2050 | IDE-19-OP-DIRECTA-024-C | 439,283.56 |
| '1235-2151-6191-2240 | IDE-19-OP-DIRECTA-033-A | 343,582.50 |
| '1235-2151-6191-2250 | IDE-19-OP-DIRECTA-033-B | 425,528.25 |
| '1235-2151-6191-2260 | IDE-19-OP-DIRECTA-033-C | 432,258.25 |
| '1235-2151-6191-2270 | IDE-19-OP-DIRECTA-034-A | 401,582.74 |
| '1235-2151-6191-2280 | IDE-19-OP-DIRECTA-034-B | 428,358.33 |
| '1235-2151-6191-2290 | IDE-19-OP-DIRECTA-034-C | 363,444.89 |
| '1235-2151-6191-2310 | IDE-19-OP-DIRECTA-035-B | 258,211.30 |
| '1235-2151-6191-2330 | IDE-19-OP-DIRECTA-036-A | 373,895.50 |
| '1235-2151-6191-2340 | IDE-19-OP-DIRECTA-036-B | 211,585.22 |
| '1235-2151-6191-2350 | IDE-19-OP-DIRECTA-036-C | 127,882.69 |
| '1235-2152-5182-0010 | LO-931037999-E9-2018 | 2,605,480.08 |
| '1235-2190-5191-1690 | LO-931037999-E18-2018 | -0.01 |
| '1235-2190-5191-1730 | LO-931037999-E21-2019 | 0.01 |
| '1235-2190-5191-2090 | AO-931037999-E29-2019 | 26,158.00 |
| '1235-2190-5191-2100 | AO-931037999-E29-2019 | 17,226.00 |
| '1235-2190-5191-2110 | AO-931037999-E29-2019 | 26,158.00 |
| '1235-2190-5191-2120 | AO-931037999-E29-2019 | 17,922.00 |
| '1235-2190-5191-2130 | AO-931037999-E29-2019 | 26,158.00 |
| '1235-2190-5191-2140 | AO-931037999-E30-2019 | 18,560.00 |
| '1235-2190-5191-2150 | AO-931037999-E30-2019 | 18,560.00 |
| '1235-2190-5191-2160 | AO-931037999-E30-2019 | 18,560.00 |
| '1235-2190-5191-2170 | AO-931037999-E30-2019 | 18,560.00 |
| '1235-2190-5191-2180 | AO-931037999-E30-2019 | 18,560.00 |
| '1235-2190-5191-2190 | AO-931037999-E31-2019 | 3,068.00 |
| '1235-2190-5191-2200 | AO-931037999-E31-2019 | 2,348.85 |
| '1235-2190-5191-2210 | AO-931037999-E31-2019 | 6,132.00 |
| '1235-2190-5191-2220 | AO-931037999-E31-2019 | 2,348.85 |
| '1235-2190-5191-2230 | AO-931037999-E31-2019 | 3,066.00 |
| '1235-2190-5191-2360 | AO-931037999-E32-2019 | 214,268.82 |
| '1235-2247-2201-1830 | AO-931037999-E83-2020 | 395,000.00 |
| '1235-2375-3201-0450 | IDE-19-OP-LP-ELE-045 | 8,478,862.13 |
| '1235-2389-4191-0010 | IDE-19-OP-LP-001 | 187,796.57 |
| '1235-2389-4191-0020 | IDE-19-OP-LP-002 | 273,933.95 |

| | | |
|----------------------|--------------------|--------------|
| '1235-2389-4191-0030 | IDE-19-OP-LP-003-A | 454,782.67 |
| '1235-2389-4191-0040 | IDE-19-OP-LP-003-B | 448,501.37 |
| '1235-2389-4191-0050 | IDE-19-OP-LP-004-A | 504,000.22 |
| '1235-2389-4191-0060 | IDE-19-OP-LP-004-B | 515,904.43 |
| '1235-2389-4191-0070 | IDE-19-OP-LP-005 | 493,400.13 |
| '1235-2389-4191-0080 | IDE-19-OP-LP-006-A | 714,725.82 |
| '1235-2389-4191-0090 | IDE-19-OP-LP-006-B | 1,021,108.89 |
| '1235-2389-4191-0100 | IDE-19-OP-LP-007-A | 1,027,789.06 |
| '1235-2389-4191-0110 | IDE-19-OP-LP-007-B | 489,524.26 |
| '1235-2389-4191-0120 | IDE-19-OP-LP-008 | 1,819,095.52 |
| '1235-2389-4191-0130 | IDE-19-OP-LP-009-A | 603,768.92 |
| '1235-2389-4191-0140 | IDE-19-OP-LP-009-B | 417,680.10 |
| '1235-2389-4191-0150 | IDE-19-OP-LP-009-C | 432,669.17 |
| '1235-2389-4191-0160 | IDE-19-OP-LP-010 | 721,528.01 |
| '1235-2389-4191-0170 | IDE-19-OP-LP-011-A | 842,364.76 |
| '1235-2389-4191-0180 | IDE-19-OP-LP-011-B | 483,545.68 |
| '1235-2389-4191-0190 | IDE-19-OP-LP-012 | 2,443,105.42 |
| '1235-2389-4191-0200 | IDE-19-OP-LP-013-A | 853,381.34 |
| '1235-2389-4191-0210 | IDE-19-OP-LP-13-B | 486,814.69 |
| '1235-2389-4191-0220 | IDE-19-OP-LP-014 | 1,151,409.57 |
| '1235-2389-4191-0230 | IDE-19-OP-LP-015-A | 983,309.30 |
| '1235-2389-4191-0240 | IDE-19-OP-LP-015-B | 1,881,474.29 |
| '1235-2389-4191-0250 | IDE-19-OP-LP-016 | 1,826,478.90 |
| '1235-2389-4191-0260 | IDE-19-OP-LP-017 | 527,986.34 |
| '1235-2389-4191-0270 | IDE-19-OP-LP-018-A | 929,728.23 |
| '1235-2389-4191-0280 | IDE-19-OP-LP-018-B | 1,439,506.10 |
| '1235-2389-4191-0290 | IDE-19-OP-LP-019 | 2,283,121.99 |
| '1235-2389-4191-0300 | IDE-19-OP-LP-020-A | 260,991.75 |
| '1235-2389-4191-0310 | IDE-19-OP-LP-020-B | 1,441,589.82 |
| '1235-2389-4191-0320 | IDE-19-OP-LP-021-A | 257,282.31 |
| '1235-2389-4191-0330 | IDE-19-OP-LP-021-B | 574,157.96 |
| '1235-2389-4191-0340 | IDE-19-OP-LP-022 | 1,709,606.10 |
| '1235-2389-4191-0350 | IDE-19-OP-LP-023-A | 556,374.72 |
| '1235-2389-4191-0360 | IDE-19-OP-LP-023-B | 557,553.18 |
| '1235-2389-4191-0370 | IDE-19-OP-LP-024-A | 441,719.81 |
| '1235-2389-4191-0380 | IDE-19-OP-LP-024-B | 929,347.26 |
| '1235-2389-4191-0390 | IDE-19-OP-LP-025 | 3,343,453.45 |
| '1235-2389-4191-0400 | IDE-19-OP-LP-026 | 1,202,804.16 |
| '1235-2389-4191-0410 | IDE-19-OP-LP-027 | 328,275.92 |
| '1235-2389-4191-0420 | IDE-19-OP-LP-028 | 3,885,405.48 |
| '1235-2389-4191-0430 | IDE-19-OP-LP-029 | 3,184,911.37 |
| '1235-2389-4191-0440 | IDE-19-OP-LP-030 | 3,954,141.85 |
| '1235-2389-4191-0450 | IDE-19-OP-LP-031 | 976,172.57 |
| '1235-2389-4191-0510 | IDE-19-OP-13P-001 | 1,891,487.65 |
| '1235-2389-4191-0520 | IDE-19-OP-LP-033-A | 479,015.76 |
| '1235-2389-4191-0530 | IDE-19-OP-LP-033-B | 1,398,724.61 |
| '1235-2389-4191-0540 | IDE-19-OP-LP-034 | 460,344.85 |
| '1235-2389-4191-0550 | IDE-19-OP-LP-035-A | 427,565.71 |
| '1235-2389-4191-0560 | IDE-19-OP-LP-035-B | 228,056.95 |
| '1235-2389-4191-0570 | IDE-19-OP-LP-036 | 447,245.03 |
| '1235-2389-4191-0580 | IDE-19-OP-LP-037 | 449,899.98 |
| '1235-2389-4191-0590 | IDE-19-OP-LP-039 | 976,851.49 |
| '1235-2389-4191-0600 | IDE-19-OP-LP-040 | 976,226.08 |
| '1235-2389-4191-0610 | IDE-19-OP-LP-041 | 1,490,106.80 |
| '1235-2389-4191-0620 | IDE-19-OP-LP-042 | 524,987.78 |
| '1235-2389-4191-0720 | IDE-19-OP-LP-052-A | 152,560.59 |
| '1235-2389-4191-0730 | IDE-19-OP-LP-052-B | 446,179.57 |
| '1235-2389-4191-0740 | IDE-19-OP-LP-053-A | 93,709.95 |
| '1235-2389-4191-0750 | IDE-19-OP-LP-053-B | 436,281.81 |
| '1235-2389-4191-0760 | IDE-19-OP-LP-054 | 704,076.70 |


| | | |
|----------------------|--------------------|--------------|
| '1235-2389-4191-0770 | IDE-19-OP-LP-055-A | 253,085.00 |
| '1235-2389-4191-0780 | IDE-19-OP-LP-055-B | 241,480.98 |
| '1235-2389-4191-0790 | IDE-19-OP-LP-056 | 1,669,997.48 |
| '1235-2389-4191-0800 | IDE-19-OP-LP-057 | 834,856.62 |
| '1235-2389-4191-0810 | IDE-19-OP-LP-058-A | 282,426.53 |
| '1235-2389-4191-0820 | IDE-19-OP-LP-058-B | 139,600.34 |
| '1235-2389-4191-0830 | IDE-19-OP-LP-059 | 1,062,983.08 |
| '1235-2389-4191-0840 | IDE-19-OP-LP-060 | 797,795.75 |
| '1235-2389-4191-0850 | IDE-19-OP-LP-061-A | 232,986.01 |
| '1235-2389-4191-0860 | IDE-19-OP-LP-061-B | 229,953.71 |
| '1235-2389-4191-0870 | IDE-19-OP-LP-062-A | 265,460.51 |
| '1235-2389-4191-0880 | IDE-19-OP-LP-062-B | 609,928.39 |
| '1235-2389-4191-0890 | IDE-19-OP-LP-063-A | 325,346.52 |
| '1235-2389-4191-0900 | IDE-19-OP-LP-063-B | 746,587.15 |
| '1235-2389-4191-0910 | IDE-19-OP-LP-064-A | 269,008.08 |
| '1235-2389-4191-0920 | IDE-19-OP-LP-064-B | 659,753.18 |
| '1235-2389-4191-0930 | IDE-19-OP-LP-065-A | 140,071.55 |
| '1235-2389-4191-0940 | IDE-19-OP-LP-065-B | 639,707.09 |
| '1235-2389-4191-0950 | IDE-19-OP-LP-065-C | 137,456.32 |
| '1235-2389-4191-0960 | IDE-19-OP-LP-066-A | 304,938.37 |
| '1235-2389-4191-0970 | IDE-19-OP-LP-066-B | 344,335.96 |
| '1235-2389-4191-0980 | IDE-19-OP-LP-067 | 851,199.98 |
| '1235-2389-4191-0990 | IDE-19-OP-LP-068 | 1,149,959.01 |
| '1235-2389-4191-1000 | IDE-19-OP-LP-069-A | 196,734.09 |
| '1235-2389-4191-1010 | IDE-19-OP-LP-069-B | 365,935.85 |
| '1235-2389-4191-1020 | IDE-19-OP-LP-070-A | 299,977.13 |
| '1235-2389-4191-1030 | IDE-19-OP-LP-070-B | 299,932.00 |
| '1235-2389-4191-1040 | IDE-19-OP-LP-071 | 2,112,484.57 |
| '1235-2389-4191-1050 | IDE-19-OP-LP-072-A | 134,399.36 |
| '1235-2389-4191-1060 | IDE-19-OP-LP-072-B | 82,910.88 |
| '1235-2389-4191-1070 | IDE-19-OP-LP-072-C | 249,267.72 |
| '1235-2389-4191-1080 | IDE-19-OP-LP-072-D | 368,284.32 |
| '1235-2389-4191-1090 | IDE-19-OP-LP-073-A | 49,746.83 |
| '1235-2389-4191-1100 | IDE-19-OP-LP-073-B | 871,652.95 |
| '1235-2389-4191-1110 | IDE-19-OP-LP-074-A | 296,812.03 |
| '1235-2389-4191-1120 | IDE-19-OP-LP-074-B | 343,092.42 |
| '1235-2389-4191-1130 | IDE-19-OP-LP-074-C | 448,668.07 |
| '1235-2389-4191-1370 | IDE-19-OP-LP-086-A | 594,452.47 |
| '1235-2389-4191-1380 | IDE-19-OP-LP-086-B | 311,525.86 |
| '1235-2389-4191-1410 | IDE-19-OP-LP-088-A | 63,230.01 |
| '1235-2389-4191-1420 | IDE-19-OP-LP-088-B | 436,356.58 |
| '1235-2389-4191-1430 | IDE-19-OP-LP-088-C | 498,079.82 |
| '1235-2389-4191-1440 | IDE-19-OP-LP-089-A | 1,068,402.28 |
| '1235-2389-4191-1450 | IDE-19-OP-089-B | 237,036.01 |
| '1235-2389-4191-1460 | IDE-19-OP-LP-090-A | 553,599.70 |
| '1235-2389-4191-1470 | IDE-19-OP-LP-090-B | 671,030.45 |
| '1235-2389-4191-1480 | IDE-19-OP-LP-091-A | 321,995.09 |
| '1235-2389-4191-1490 | IDE-19-OP-LP-091-B | 564,982.84 |
| '1235-2389-4191-1500 | IDE-19-OP-LP-092 | 741,994.28 |
| '1235-2389-4191-1510 | IDE-19-OP-LP-038 | 1,947,840.21 |
| '1235-2389-4191-1520 | IDE-19-OP-13P-002 | 1,608,837.07 |
| '1235-2389-4191-1560 | IDE-19-OP-LP-096-A | 335,889.97 |
| '1235-2389-4191-1570 | IDE-19-OP-LP-096-B | 1,167,369.87 |
| '1235-2389-4191-1580 | IDE-19-OP-LP-097 | 1,534,315.28 |
| '1235-2389-4191-1590 | IDE-19-OP-LP-098-A | 149,999.99 |
| '1235-2389-4191-1600 | IDE-19-OP-LP-098-B | 659,999.99 |
| '1235-2389-4191-1610 | IDE-19-OP-LP-099-A | 534,739.00 |
| '1235-2389-4191-1620 | IDE-19-OP-LP-099-B | 664,997.66 |
| '1235-2389-4191-1630 | IDE-19-OP-LP-100-A | 235,492.83 |
| '1235-2389-4191-1640 | IDE-19-OP-LP-100-B | 124,499.68 |

| | | |
|----------------------|-------------------------|---------------|
| '1235-2389-4191-1650 | IDE-19-OP-LP-101 | 1,079,978.00 |
| '1235-2389-4191-1670 | IDE-19-OP-LP-103-A | 853,196.46 |
| '1235-2389-4191-1680 | IDE-19-OP-LP-103-B | 1,059,752.18 |
| '1235-2389-4191-1790 | IDE-19-OP-DIRECTA-005 | 165,583.40 |
| '1235-2389-4191-1840 | IDE-19-OP-DIRECTA-010 | 397,015.47 |
| '1235-2389-4191-1890 | IDE-19-OP-DIRECTA-015 | 481,900.37 |
| '1235-2389-4191-2060 | IDE-19-OP-DIRECTA-030 | 980,294.35 |
| '1235-2389-4191-2070 | IDE-OP-DIRECTA-031 | 767,471.32 |
| '1235-2389-4191-2300 | IDE-19-OP-DIRECTA-035-A | 342,999.02 |
| '1235-2389-4191-2320 | IDE-19-OP-DIRECTA-035-C | 485,852.69 |
| '1235-2389-4191-2460 | IDE-19-OP-DIRECTA-037 | 317,328.17 |
| '1235-2403-2181-1130 | IDE-18-OP-DIRECTA-58 | 149,941.23 |
| '1235-2403-2182-0060 | IDE-18-OP-I3P-002 | 672,074.90 |
| '1235-2403-2182-0090 | IDE-18-OP-I3P-005 | 1,018,135.10 |
| '1235-2403-2182-0110 | IDE-18-OP-022 | 1,593,999.98 |
| '1235-2438-2181-1220 | IDE-18-OP-DIRECTA-066 | 313,233.18 |
| '1235-2438-2181-1230 | IDE-18-OP-DIRECTA-067 | 121,422.14 |
| '1235-2438-2181-1240 | IDE-18-OP-DIRECTA-068 | 391,837.57 |
| '1235-2438-2181-1250 | IDE-18-OP-DIRECTA-69 | 382,735.71 |
| '1235-2438-2181-1260 | IDE-18-OP-DIRECTA-70 | 354,886.42 |
| '1235-2438-2181-1270 | IDE-18-OP-DIRECTA-71 | 152,511.19 |
| '1235-2466-1191-2080 | IDE-19-OP-DIRECTA-032 | 353,446.86 |
| '1235-2620-5201-0820 | IDE-20-LP-ELE-082 | 7,637,425.21 |
| '1235-2699-0181-0050 | IDE-18-OP-DIRECTA-17 | 442,048.29 |
| '1235-2699-0181-0090 | IDE-18-OP-DIRECTA-04 | 477,338.64 |
| '1235-2699-0181-0100 | IDE-18-OP-DIRECTA-11 | 461,600.04 |
| '1235-2699-0181-0120 | IDE-18-OP-DIRECTA-026 | 431,282.18 |
| '1235-2699-0181-0180 | IDE-18-OP-DIRECTA-052 | 508,502.58 |
| '1235-2699-0181-0260 | IDE-18-OP-DIRECTA-10 | 484,040.54 |
| '1235-2699-0181-0280 | IDE-18-OP-DIRECTA-27 | 461,592.55 |
| '1235-2699-0181-0320 | IDE-18-OP-DIRECTA-20 | 495,761.25 |
| '1235-2699-0181-0350 | IDE-18-OP-DIRECTA-23 | 497,994.38 |
| '1235-2699-0181-0360 | IDE-18-OP-002 | 8,139,359.35 |
| '1235-2699-0181-0365 | IDE-18-OP-DIRECTA-25 | 390,837.97 |
| '1235-2699-0181-0370 | IDE-18-OP-003 | 5,100,354.51 |
| '1235-2699-0181-0420 | IDE-18-OP-008 | 3,886,314.25 |
| '1235-2699-0181-0430 | IDE-18-OP-009 | 10,432,807.38 |
| '1235-2699-0181-0470 | IDE-18-OP-DIRECTA-31 | 502,559.63 |
| '1235-2699-0181-0500 | IDE-18-OP-DIRECTA-32 | 455,208.53 |
| '1235-2699-0181-0510 | IDE-18-OP-DIRECTA-040 | 499,961.01 |
| '1235-2699-0181-0520 | IDE-18-OP-DIRECTA-38 | 457,978.82 |
| '1235-2699-0181-0540 | IDE-18-OP-001 | 1,522,665.27 |
| '1235-2699-0181-0570 | IDE-18-OP-DIRECTA-34 | 447,958.94 |
| '1235-2699-0181-0635 | IDE-18-OP-DIRECTA-57 | 697,077.86 |
| '1235-2699-0181-0690 | IDE-18-OP-DIRECTA-44 | 502,972.87 |
| '1235-2699-0181-0710 | IDE-18-OP-013 | 1,039,811.64 |
| '1235-2699-0181-0720 | IDE-18-OP-014 | 6,386,571.06 |
| '1235-2699-0181-0730 | IDE-18-OP-016 | 1,020,422.68 |
| '1235-2699-0181-0735 | IDE-18-OP-017 | 1,383,030.03 |
| '1235-2699-0181-0760 | IDE-18-OP-DIRECTA-45 | 449,087.86 |
| '1235-2699-0181-0770 | IDE-18-OP-018 | 834,937.47 |
| '1235-2699-0181-0830 | IDE-18-OP-DIRECTA-49 | 481,353.04 |
| '1235-2699-0181-0850 | IDE-18-OP-DIRECTA-51 | 471,022.72 |
| '1235-2699-0181-0900 | IDE-18-OP-DIRECTA-54 | 641,733.63 |
| '1235-2699-0181-0910 | IDE-18-OP-DIRECTA-55 | 1,207,717.79 |
| '1235-2699-0181-0915 | IDE-18-OP-DIRECTA-53 | 59,589.58 |
| '1235-2699-0181-0920 | IDE-18-OP-DIRECTA-56 | 481,162.79 |
| '1235-2699-0181-1160 | IDE-18-OP-DIRECTA-60 | 8,046.58 |
| '1235-2699-0184-0050 | IDE-18-OP-I3P-001 | 1,089,730.73 |
| '1235-2758-1182-0020 | LO-931037999-E10-2018 | 4,179,728.24 |

| | | |
|----------------------|---------------------------|--------------|
| '1235-2913-6201-0020 | IDE-20-OP-DIRECTA-ELE-001 | 375,258.25 |
| '1235-2913-6201-0030 | IDE-20-OP-DIRECTA-ELE-002 | 468,582.22 |
| '1235-2913-6201-0040 | IDE-20-OP-DIRECTA-ELE-003 | 468,528.22 |
| '1235-2913-6201-0050 | IDE-20-OP-DIRECTA-ELE-004 | 346,999.02 |
| '1235-2913-6201-0060 | IDE-20-MANT-DIRECTA-006 | 0.00 |
| '1235-2913-6201-0070 | IDE-20-MANT-DIRECTA-007 | 0.00 |
| '1235-2913-6201-0080 | IDE-20-OP-LP-08 | 915,146.82 |
| '1235-2913-6201-0090 | IDE-20-OP-LP-009 | 801,856.36 |
| '1235-2913-6201-0100 | IDE-20-OP-LP-010 | 352,445.82 |
| '1235-2913-6201-0110 | IDE-20-OP-LP-011 | 1,085,419.11 |
| '1235-2913-6201-0120 | IDE-20-OP-LP-012 | 1,132,921.50 |
| '1235-2913-6201-0130 | IDE-20-OP-LP-013 | 535,028.99 |
| '1235-2913-6201-0140 | IDE-20-OP-LP-014 | 548,691.31 |
| '1235-2913-6201-0160 | IDE-20-OP-LP-016 | 504,229.30 |
| '1235-2913-6201-0170 | IDE-20-OP-LP-017 | 532,769.88 |
| '1235-2913-6201-0180 | IDE-20-OP-LP-018 | 527,646.08 |
| '1235-2913-6201-0190 | IDE-20-OP-LP-019 | 579,553.64 |
| '1235-2913-6201-0200 | IDE-20-OP-LP-020 | 524,294.57 |
| '1235-2913-6201-0210 | IDE-20-OP-LP-021 | 546,527.77 |
| '1235-2913-6201-0220 | IDE-20-OP-LP-022 | 577,831.10 |
| '1235-2913-6201-0230 | IDE-20-OP-LP-023 | 539,408.51 |
| '1235-2913-6201-0240 | IDE-20-OP-LP-024 | 470,969.49 |
| '1235-2913-6201-0250 | IDE-20-OP-LP-025 | 512,066.75 |
| '1235-2913-6201-0260 | IDE-20-OP-LP-026 | 442,201.75 |
| '1235-2913-6201-0270 | IDE-20-OP-LP-027 | 399,673.49 |
| '1235-2913-6201-0280 | IDE-20-OP-LP-028 | 415,017.20 |
| '1235-2913-6201-0290 | IDE-20-OP-LP-029 | 362,766.98 |
| '1235-2913-6201-0300 | IDE-20-OP-LP-030 | 517,378.10 |
| '1235-2913-6201-0310 | IDE-20-OP-LP-031 | 544,243.50 |
| '1235-2913-6201-0320 | IDE-20-OP-LP-032 | 346,302.89 |
| '1235-2913-6201-0330 | IDE-20-OP-LP-033 | 271,894.34 |
| '1235-2913-6201-0340 | IDE-20-OP-LP-034 | 535,955.68 |
| '1235-2913-6201-0350 | IDE-20-OP-LP-035 | 519,693.26 |
| '1235-2913-6201-0360 | IDE-20-OP-LP-036 | 560,844.53 |
| '1235-2913-6201-0370 | IDE-20-OP-LP-037 | 472,341.90 |
| '1235-2913-6201-0380 | IDE-20-OP-LP-038 | 514,258.14 |
| '1235-2913-6201-0390 | IDE-20-OP-LP-039 | 324,770.05 |
| '1235-2913-6201-0400 | IDE-20-OP-LP-040 | 303,311.03 |
| '1235-2913-6201-0410 | IDE-20-OP-LP-041 | 526,657.56 |
| '1235-2913-6201-0420 | IDE-20-OP-LP-042 | 416,420.80 |
| '1235-2913-6201-0430 | IDE-20-OP-LP-043 | 517,115.65 |
| '1235-2913-6201-0440 | IDE-20-OP-DIRECTA-044 | 976,254.25 |
| '1235-2913-6201-0460 | IDE-20-OP-DIRECTA-046 | 200,180.92 |
| '1235-2913-6201-0470 | IDE-20-OP-LP-047 | 742,814.87 |
| '1235-2913-6201-0480 | IDE-20-OP-LP-048 | 431,067.10 |
| '1235-2913-6201-0490 | IDE-20-OP-LP-049 | 406,130.35 |
| '1235-2913-6201-0500 | IDE-20-OP-LP-050 | 229,825.15 |
| '1235-2913-6201-0510 | IDE-20-OP-LP-051 | 476,394.09 |
| '1235-2913-6201-0520 | IDE-20-OP-LP-052 | 211,957.84 |
| '1235-2913-6201-0530 | IDE-20-OP-LP-053 | 177,128.28 |
| '1235-2913-6201-0540 | IDE-20-OP-LP-054 | 164,799.81 |
| '1235-2913-6201-0550 | IDE-20-OP-LP-055 | 310,732.50 |
| '1235-2913-6201-0560 | IDE-20-OP-LP-056 | 200,358.44 |
| '1235-2913-6201-0570 | IDE-20-OP-LP-057 | 517,995.54 |
| '1235-2913-6201-0580 | IDE-20-OP-LP-058 | 469,953.52 |
| '1235-2913-6201-0590 | IDE-20-OP-LP-059 | 930,343.63 |
| '1235-2913-6201-0600 | IDE-20-OP-LP-060 | 380,229.60 |
| '1235-2913-6201-0610 | IDE-20-OP-LP-061 | 181,364.16 |
| '1235-2913-6201-0630 | IDE-20-OP-LP-063 | 324,571.58 |
| '1235-2913-6201-0640 | IDE-20-OP-LP-064 | 194,662.84 |

| | | |
|----------------------|-------------------|--------------------------|
| '1235-2913-6201-0650 | IDE-20-OP-LP-065 | 195,754.31 |
| '1235-2913-6201-0660 | IDE-20-OP-LP-066 | 289,231.06 |
| '1235-2913-6201-0670 | IDE-20-OP-LP-067 | 217,859.11 |
| '1235-2913-6201-0680 | IDE-20-OP-LP-068 | 242,358.71 |
| '1235-2913-6201-0690 | IDE-20-OP-LP-069 | 116,800.33 |
| '1235-2913-6201-0700 | IDE-20-OP-LP-070 | 57,987.23 |
| '1235-2913-6201-0710 | IDE-20-OP-LP-071 | 528,391.98 |
| '1235-2913-6201-0720 | IDE-20-OP-LP-072 | 920,361.41 |
| '1235-2913-6201-0740 | IDE-20-OP-LP-074 | 267,385.71 |
| '1235-2913-6201-0750 | IDE-20-OP-LP-075 | 850,024.50 |
| '1235-2913-6201-0760 | IDE-20-OP-LP-076 | 507,409.08 |
| '1235-2913-6201-0770 | IDE-20-OP-LP-077 | 92,559.34 |
| '1235-2913-6201-0780 | IDE-20-OP-LP-078 | 142,673.48 |
| '1235-2913-6201-0790 | IDE-20-OP-LP-079 | 234,208.76 |
| '1235-2913-6201-0800 | IDE-20-OP-LP-080 | 471,165.76 |
| '1235-2913-6201-0840 | IDE-20-OP-LP-084 | 223,331.41 |
| '1235-2913-6201-0850 | IDE-20-OP-LP-085 | 260,272.34 |
| '1235-2913-6201-0860 | IDE-20-OP-LP-086 | 212,455.67 |
| '1235-2913-6201-0870 | IDE-20-OP-LP-087 | 93,944.02 |
| '1235-2913-6201-0880 | IDE-20-OP-LP-088 | 221,569.57 |
| '1235-2913-6201-0890 | IDE-20-OP-LP-089 | 230,706.75 |
| '1235-2913-6201-0910 | IDE-20-OP-LP-091 | 179,744.03 |
| '1235-2913-6201-0920 | IDE-20-OP-LP-092 | 252,926.29 |
| '1235-2913-6201-0940 | IDE-20-OP-LP-094 | 320,542.90 |
| '1235-2913-6201-0950 | IDE-20-OP-LP-095 | 585,782.93 |
| '1235-2913-6201-0960 | IDE-20-OP-LP-096 | 246,149.03 |
| '1235-2913-6201-0970 | IDE-20-OP-LP-097 | 51,801.07 |
| '1235-2913-6201-0980 | IDE-20-OP-LP-098 | 86,377.94 |
| '1235-2913-6201-0990 | IDE-20-OP-LP-099 | 84,690.98 |
| '1235-2913-6201-1010 | IDE-20-OP-LP-101 | 207,350.51 |
| '1235-2913-6201-1060 | IDE-20-OP-LO-106 | 151,667.71 |
| '1235-2913-6201-1090 | IDE-20-OP-LP-109 | 349,386.45 |
| '1235-2913-6201-1100 | IDE-20-OP-LP-100 | 101,865.58 |
| '1235-2913-6201-1110 | IDE-20-OP-LP-110 | 384,069.34 |
| '1235-2913-6201-1111 | IDE-20-OP-LP-111 | 206,716.11 |
| '1235-2913-6201-1120 | IDE-20-OP-LP-112 | 209,651.70 |
| '1235-2913-6201-1130 | IDE-20-OP-LP-113 | 474,814.44 |
| '1235-2913-6201-1150 | IDE-20-OP-LP-115 | 101,980.75 |
| '1235-2913-6201-3050 | IDE-20-OP-I3P-005 | 1,187,186.79 |
| TOTAL | | \$ 346,691,590.91 |

Bajo protesta de decir verdad declaramos que los Estados Financieros y sus Notas son razonablemente correctos y responsabilidad del emisor


 C. Luis Jorge Montalvo Duarte
 Director General


 C.P. Francisco Javier Aguilar Uc
 Director de Administración


 C.P. Karen Eunice Morales Andrade
 Jefe de Contabilidad

Balanza de comprobación al 30/Sep/2020

| Cuenta | Nombre | Saldos Iniciales | | | | Saldos Actuales | |
|----------------------|---|------------------|----------|----------------|----------------|-----------------|----------|
| | | Deudor | Acreedor | Cargos | Abonos | Deudor | Acreedor |
| '1100-0000-0000-0000 | ACTIVO CIRCULANTE | 245,015,880.02 | | 113,511,410.16 | 138,199,750.78 | 220,327,539.40 | |
| '1110-0000-0000-0000 | Efectivo y Equivalentes | 77,674,313.71 | | 51,679,254.37 | 30,761,031.02 | 98,592,537.06 | |
| '1111-0000-0000-0000 | Efectivo | 18,000.00 | | 0.00 | 0.00 | 18,000.00 | |
| '1111-0002-0000-0000 | Fondo Fijo Administración | 7,000.00 | | 0.00 | 0.00 | 7,000.00 | |
| '1111-0003-0000-0000 | Fondo Fijo Servicios Generales | 7,000.00 | | 0.00 | 0.00 | 7,000.00 | |
| '1111-0005-0000-0000 | Fondo Fijo Gts Fam Potenciado | 4,000.00 | | 0.00 | 0.00 | 4,000.00 | |
| '1112-0000-0000-0000 | Bancos / Tesorería | 76,275,585.37 | | 60,988,582.42 | 30,044,247.51 | 97,219,920.28 | |
| '1112-2012-0000-0000 | Programas 2012 | 0.28 | | 0.00 | 0.00 | 0.28 | |
| '1112-2268-0000-0000 | #2268 Sep- CFE 2012 Interacciones | 0.28 | | 0.00 | 0.00 | 0.28 | |
| '1112-2015-0000-0000 | Programas 2015 | 1,392.29 | | 31,374.28 | 29,067.51 | 3,699.06 | |
| '1112-0870-0000-0000 | #0870 IDEFEY Gtos de Sup Fam Potenciado Santander | 1,392.29 | | 31,374.28 | 29,067.51 | 3,699.06 | |
| '11122019-0000-0000 | Programas 2019 | 923,832.30 | | 1,689.99 | 0.00 | 925,522.29 | |
| '1112-1174-0000-0000 | #1174 PACTEN 2019 | 289,047.35 | | 528.76 | 0.00 | 289,576.11 | |
| '1112-1882-0000-0000 | #1882 Recursos de Años Anteriores Banamex | 612,323.65 | | 1,120.14 | 0.00 | 613,443.79 | |
| '1112-1905-0000-0000 | #1905 Expansión de la Educ Inicial Bmx | 18,316.38 | | 33.51 | 0.00 | 18,349.89 | |
| '1112-6051-0000-0000 | #6051 Mito. Emerg Expansión de la Edu Inic 2019 | 4,144.92 | | 7.58 | 0.00 | 4,152.50 | |
| '1112-2020-0000-0000 | Programas 2020 | 74,854,879.41 | | 50,164,790.73 | 28,893,522.31 | 96,126,147.83 | |
| '1112-0411-0000-0000 | #0411 Univ Tec Metropolitana IEPAC 2020 | 0.00 | | 2,601,830.35 | 0.00 | 2,601,830.35 | |
| '1112-0627-0000-0000 | #0627 Univ Tec Poniente Fam Superior 2020 | 644,397.67 | | 135,395.95 | 0.00 | 779,793.62 | |
| '1112-1093-0000-0000 | #1093 Univ La Uno Fam Superior 2020 | 10,793,653.61 | | 1,563,927.28 | 5,472,453.23 | 6,885,127.66 | |
| '1112-1383-0000-0000 | #1383 Pacten 2019-2020 | 15.35 | | 0.00 | 0.00 | 15.35 | |
| '1112-1388-0000-0000 | #1388 Escuelas de Tiempo Completo 2020 | 6,763,315.61 | | 281.80 | 0.00 | 6,763,597.41 | |
| '1112-1412-0000-0000 | #1412 Univ Tec Met Fam Superior 2020 | 13,665,581.51 | | 1,955,296.74 | 0.00 | 15,620,878.25 | |
| '1112-1461-0000-0000 | #1461 Exp de la Educ Inicial 2020 | 2,750,000.00 | | 110.17 | 458,245.35 | 2,291,864.82 | |
| '1112-2472-0000-0000 | #2472 Pacten 2019-2020 Normal Dzidzantún | 117,809.12 | | 0.00 | 117,000.00 | 809.12 | |
| '1112-3753-0000-0000 | #3753 Fafel 2020 Electrificación | 3,959,658.75 | | 1,000,910.34 | 3,969,430.69 | 991,138.40 | |
| '1112-3986-0000-0000 | #3986 Remanente Fam Basica 2020 | 0.00 | | 23,000,560.94 | 0.00 | 23,000,560.94 | |
| '1112-4001-0000-0000 | #4001 Fam Media Superior 2020 | 0.00 | | 5,077,910.69 | 1.00 | 5,077,909.69 | |
| '1112-5268-0000-0000 | #5268 Univ Politecnica Yuc Fam Superior 2020 | 14,715,856.19 | | 1,986,101.39 | 0.00 | 16,701,957.58 | |
| '1112-5472-0000-0000 | #5472 Univ Tec del Centro Fam Superior 2020 | 644,813.84 | | 135,396.05 | 0.00 | 780,209.89 | |
| '1112-6078-0000-0000 | #6078 Participaciones Federales 2020 | 1,474,545.07 | | 2,734,759.39 | 2,863,105.66 | 1,346,198.80 | |
| '1112-6205-0000-0000 | #6205 Inca y PSV Mérida-Tetiz | 6,771,544.59 | | 237.10 | 1,555,895.74 | 5,215,885.95 | |
| '1112-6717-0000-0000 | #6717 Tec Tizimin Fam Superior 2020 | 4,117,026.80 | | 550,838.34 | 0.00 | 4,667,865.14 | |
| '1112-9136-0000-0000 | #9136 Fam Basica 2020 | 8,436,661.30 | | 9,421,234.20 | 14,457,390.64 | 3,400,504.86 | |
| '1112-4000-0000-0000 | Gastos Cuenta Corriente | 495,481.09 | | 790,727.42 | 1,121,657.69 | 164,550.82 | |
| '1112-2025-0000-0000 | #2025 Gasto Corriente 2009 Invertat | 20,093.80 | | 0.84 | 0.00 | 20,094.64 | |
| '1112-3498-0000-0000 | #3498 Recursos Propios 2020 | 163,156.90 | | 242,955.25 | 354,014.49 | 52,097.66 | |
| '1112-5703-0000-0000 | #5703 Gastos Corriente 2009 Santander | 236,586.40 | | 547,628.56 | 767,643.20 | 16,571.76 | |
| '1112-8756-0000-0000 | #38756 Gto Corriente Bmex | 75,643.99 | | 142.77 | 0.00 | 75,786.76 | |
| '1116-0000-0000-0000 | Depositos de Fondos de Terceros | 1,380,728.34 | | 690,671.95 | 716,783.51 | 1,354,616.78 | |
| '1116-2321-0000-0000 | #2321 IDEFEY Fam Potenciado 2015 Santander | 1,380,728.34 | | 690,671.95 | 716,783.51 | 1,354,616.78 | |
| '1120-0000-0000-0000 | Derechos a Recibir Efectivo o Equivalentes | 732,040.10 | | 50,385,168.31 | 50,402,051.44 | 715,156.97 | |
| '1122-0000-0000-0000 | Cuentas por cobrar a Corto Plazo | 688,614.00 | | 50,357,168.31 | 50,373,651.44 | 672,130.87 | |
| '11230006-0000-0000 | Transferencias por Recibir Cuenta Corriente | 688,614.00 | | 2,924,579.19 | 2,972,436.19 | 640,757.00 | |
| '1122-0006-3498-0000 | #3498 Recursos Propios 2020 GC | 513,604.00 | | 195,097.00 | 242,954.00 | 465,747.00 | |
| '1122-0006-6078-0000 | #6078 Participaciones Federales 2020 GC | 0.00 | | 2,729,482.19 | 2,729,482.19 | 0.00 | |
| '1122-0006-8756-0000 | #38756 Gto Corriente Bmex | 175,010.00 | | 0.00 | 0.00 | 175,010.00 | |
| '1122-0015-0000-0000 | Transferencias por Recibir Programas 2020 | 0.00 | | 47,432,589.12 | 47,401,215.25 | 31,373.87 | |
| '1122-0015-0411-0000 | #0411 Univ Tec Metropolitana IEPAC 2020 | 0.00 | | 2,600,000.00 | 2,600,000.00 | 0.00 | |
| '1122-0015-0627-0000 | #0627 Univ. Tec. del Poniente Fam Sup 20 | 0.00 | | 135,224.00 | 135,224.00 | 0.00 | |

| | | | | | |
|---------------------|---|---------------|---------------|---------------|---------------|
| 1122-0015-1093-0000 | #1093 Universidad La Uno Fam superior | 0.00 | 1,558,737.00 | 1,558,737.00 | 0.00 |
| 1122-0015-1412-0000 | #1412 Univers.Tec. Metropolitana fam Sup 2020 | 0.00 | 1,947,584.00 | 1,947,584.00 | 0.00 |
| 1122-0015-2321-0000 | #2321 Fam Potenciado | 0.00 | 31,373.87 | 0.00 | 31,373.87 |
| 1122-0015-3753-0000 | #3753 Fafef 2020 Electrificación | 0.00 | 1,000,000.25 | 1,000,000.25 | 0.00 |
| 1122-0015-3986-0000 | #3986 Remanentes Fam Basica 2020 | 0.00 | 23,000,000.00 | 23,000,000.00 | 0.00 |
| 1122-0015-4001-0000 | #4001 Fam Media Superior 2020 | 0.00 | 5,077,823.00 | 5,077,823.00 | 0.00 |
| 1122-0015-5268-0000 | #5268 Univ. Politecnica de Yucatán Fam Sup 20 | 0.00 | 1,977,809.00 | 1,977,809.00 | 0.00 |
| 1122-0015-5472-0000 | #5472 Univ Tec del Centro Fam Superior 2020 | 0.00 | 135,224.00 | 135,224.00 | 0.00 |
| 1122-0015-6717-0000 | #6717 Tec.Tizimin Fam Superior 2020 | 0.00 | 549,292.00 | 549,292.00 | 0.00 |
| 1122-0015-9136-0000 | #9136 Fam Basica 2020 | 0.00 | 9,419,522.00 | 9,419,522.00 | 0.00 |
| 1123-0000-0000-0000 | Deudores por Cobrar a Corto Plazo | 43,400.96 | 28,000.00 | 28,400.00 | 43,000.96 |
| 1123-0009-2000-0000 | Otros Deudores Diversos | 43,400.96 | 28,000.00 | 28,400.00 | 43,000.96 |
| 1123-0009-0020-0000 | Bases por Depositar | 0.00 | 28,000.00 | 28,000.00 | 0.00 |
| 1123-0009-0040-0000 | CLAUDIA LORENA VALENCIA CAMARA | 33,000.00 | 0.00 | 0.00 | 33,000.00 |
| 1123-0009-0043-0000 | David Alfonso Chacon Yam | 0.98 | 0.00 | 0.00 | 0.98 |
| 1123-0009-0047-0000 | Enrique Mejia Cupul | 400.00 | 0.00 | 400.00 | 0.00 |
| 1123-0009-0049-0000 | Pedro de Jesus Couoh Rivero | 10,000.00 | 0.00 | 0.00 | 10,000.00 |
| 1124-0000-0000-0000 | Contribuciones por Recuperar a Corto Plazo | 25.14 | 0.00 | 0.00 | 25.14 |
| 1124-0000-1000-0000 | Anticipo de Impuestos | 25.14 | 0.00 | 0.00 | 25.14 |
| 1124-0000-1000-0001 | Subsidio al Empleo | 25.14 | 0.00 | 0.00 | 25.14 |
| 1130-0000-0000-0000 | Derechos a Recibir Bienes o Servicios | 21,407,133.48 | 10,786,827.87 | 9,119,894.24 | 23,074,067.11 |
| 1134-0000-0000-0000 | Anticipo a Contratistas | 21,407,133.48 | 10,786,827.87 | 9,119,894.24 | 23,074,067.11 |
| 1134-0947-0000-0000 | #0947 Apoyo EMS 2010 Santander | 936,037.50 | 0.00 | 936,037.50 | 0.00 |
| 1134-0947-1018-0200 | 50120001-023-010 | 845,166.80 | 0.00 | 845,166.80 | 0.00 |
| 1134-0947-1218-0100 | IO-931037999-N100-2012 | 90,870.70 | 0.00 | 90,870.70 | 0.00 |
| 1134-1093-0000-0000 | #1093 Fam Superior | 0.00 | 4,679,334.61 | 0.00 | 4,679,334.61 |
| 1134-1093-2011-7000 | IDE-20-OP-LO-170 | 0.00 | 4,679,334.61 | 0.00 | 4,679,334.61 |
| 1134-1166-0000-0000 | #1166 Fam Media Superior 2019 Bmx | -0.03 | 0.00 | 0.00 | -0.03 |
| 1134-1166-1920-0100 | IDE-19-OP-LP-044 | -0.02 | 0.00 | 0.00 | -0.02 |
| 1134-1166-1920-0300 | IDE-19-OP-LP-046 | -0.01 | 0.00 | 0.00 | -0.01 |
| 1134-1174-0000-0000 | #1174 PACTEN 2019 | 0.01 | 0.00 | 0.00 | 0.01 |
| 1134-1174-1930-0200 | IO-931037999-E5-2019 | 0.01 | 0.00 | 0.00 | 0.01 |
| 1134-1377-0000-0000 | #1377 Fam Superior 2019 Banamex | -0.03 | 0.00 | 0.00 | -0.03 |
| 1134-1377-1930-0100 | IDE-19-OP-LP-032 | -0.01 | 0.00 | 0.00 | -0.01 |
| 1134-1377-1930-0800 | IDE-19-OP-LP-048 | -0.02 | 0.00 | 0.00 | -0.02 |
| 1134-1516-0000-0000 | #1516 Remanente FAM BASICA 2019 Santander | 0.01 | 0.00 | 0.00 | 0.01 |
| 1134-1516-1910-6400 | IDE-19-OP-LP-043-B | 0.01 | 0.00 | 0.00 | 0.01 |
| 1134-1516-1911-2400 | IDE-19-OP-LP-077-A | 0.01 | 0.00 | 0.00 | 0.01 |
| 1134-1516-1911-2500 | IDE-19-OP-LP-077-B | -0.01 | 0.00 | 0.00 | -0.01 |
| 1134-1516-1911-2800 | IDE-19-OP-LP-075-C | -0.01 | 0.00 | 0.00 | -0.01 |
| 1134-1516-1911-3100 | IDE-19-OP-LP-081 | -0.01 | 0.00 | 0.00 | -0.01 |
| 1134-1516-1911-3400 | IDE-19-OP-LP-084 | 0.01 | 0.00 | 0.00 | 0.01 |
| 1134-1516-1911-5400 | IDE-19-OP-LP-094 | 0.02 | 0.00 | 0.00 | 0.02 |
| 1134-1516-1911-6600 | IDE-19-OP-LP-102 | 0.01 | 0.00 | 0.00 | 0.01 |
| 1134-1516-1911-8000 | IDE-19-OP-DIRECTA-006 | -0.01 | 0.00 | 0.00 | -0.01 |
| 1134-1516-1911-9300 | IDE-19-OP-DIRECTA-009 | -0.01 | 0.00 | 0.00 | -0.01 |
| 1134-1905-0000-0000 | #1905 Expansión de la Educ Inicial Bmx | 0.01 | 0.00 | 0.00 | 0.01 |
| 1134-1905-1911-6900 | LO-931037999-E18-2019 | 0.01 | 0.00 | 0.00 | 0.01 |
| 1134-1905-1911-7300 | LO-931037999-E21-2019 | -0.01 | 0.00 | 0.00 | -0.01 |
| 1134-1905-1911-7500 | IO-931037999-E22-2019-B | 0.01 | 0.00 | 0.00 | 0.01 |
| 1134-3753-0000-0000 | #3753 Fafef 2020 Electrificación | 2,078,844.48 | 0.00 | 1,654,901.37 | 423,943.11 |
| 1134-3753-2010-4500 | IDE-20-OP-LP-ELE-045 | 2,078,844.48 | 0.00 | 1,654,901.37 | 423,943.11 |
| 1134-3894-0000-0000 | #3894 Fam Basica 2019 Santander | -0.25 | 0.00 | 0.00 | -0.25 |
| 1134-3894-1910-0100 | IDE-19-OP-LP-001 | -0.01 | 0.00 | 0.00 | -0.01 |
| 1134-3894-1910-1200 | IDE-19-OP-LP-008 | -0.01 | 0.00 | 0.00 | -0.01 |
| 1134-3894-1910-1700 | IDE-19-OP-LP-011-A | 0.01 | 0.00 | 0.00 | 0.01 |

| | | | | | |
|----------------------|--|---------------|--------------|--------------|---------------|
| *1134-3894-1910-1900 | IDE-19-OP-LP-012 | 0.01 | 0.00 | 0.00 | 0.01 |
| *1134-3894-1910-2600 | IDE-19-OP-LP-017 | -0.02 | 0.00 | 0.00 | -0.02 |
| *1134-3894-1910-2700 | IDE-19-OP-LP-018-A | -0.02 | 0.00 | 0.00 | -0.02 |
| *1134-3894-1910-3100 | IDE-19-OP-LP-020-B | -0.02 | 0.00 | 0.00 | -0.02 |
| *1134-3894-1910-3400 | IDE-19-OP-LP-022 | 0.01 | 0.00 | 0.00 | 0.01 |
| *1134-3894-1910-3600 | IDE-19-OP-LP-023-B | -0.01 | 0.00 | 0.00 | -0.01 |
| *1134-3894-1910-4100 | IDE-19-OP-LP-027 | 0.01 | 0.00 | 0.00 | 0.01 |
| *1134-3894-1910-4300 | IDE-19-OP-LP-029 | -0.02 | 0.00 | 0.00 | -0.02 |
| *1134-3894-1910-4500 | IDE-19-OP-LP-031 | -0.01 | 0.00 | 0.00 | -0.01 |
| *1134-3894-1910-5100 | IDE-19-OP-ISP-001 | -0.01 | 0.00 | 0.00 | -0.01 |
| *1134-3894-1910-5300 | IDE-19-OP-LP-033-B | -0.01 | 0.00 | 0.00 | -0.01 |
| *1134-3894-1910-5400 | IDE-19-OP-LP-034 | -0.02 | 0.00 | 0.00 | -0.02 |
| *1134-3894-1910-5600 | IDE-19-OP-LP-035-B | 0.01 | 0.00 | 0.00 | 0.01 |
| *1134-3894-1910-5800 | IDE-19-OP-LP-037 | -0.01 | 0.00 | 0.00 | -0.01 |
| *1134-3894-1910-5900 | IDE-19-OP-LP-039 | 0.01 | 0.00 | 0.00 | 0.01 |
| *1134-3894-1910-6200 | IDE-19-OP-LP-042 | -0.01 | 0.00 | 0.00 | -0.01 |
| *1134-3894-1910-7800 | IDE-19-OP-LP-055-B | -0.01 | 0.00 | 0.00 | -0.01 |
| *1134-3894-1910-8000 | IDE-19-OP-LP-063-B | 0.01 | 0.00 | 0.00 | 0.01 |
| *1134-3894-1910-9100 | IDE-19-OP-LP-064-A | -0.01 | 0.00 | 0.00 | -0.01 |
| *1134-3894-1910-9200 | IDE-19-OP-LP-064-B | -0.02 | 0.00 | 0.00 | -0.02 |
| *1134-3894-1910-9400 | IDE-19-OP-LP-065-B | -0.01 | 0.00 | 0.00 | -0.01 |
| *1134-3894-1910-9700 | IDE-19-OP-LP-066-B | 0.01 | 0.00 | 0.00 | 0.01 |
| *1134-3894-1910-9800 | IDE-19-OP-LP-067 | -0.01 | 0.00 | 0.00 | -0.01 |
| *1134-3894-1911-0000 | IDE-19-OP-LP-069-A | -0.01 | 0.00 | 0.00 | -0.01 |
| *1134-3894-1911-0200 | IDE-19-OP-LP-070-A | -0.01 | 0.00 | 0.00 | -0.01 |
| *1134-3894-1911-0600 | IDE-19-OP-LP-072-B | -0.01 | 0.00 | 0.00 | -0.01 |
| *1134-3894-1911-0700 | IDE-19-OP-LP-072-C | -0.01 | 0.00 | 0.00 | -0.01 |
| *1134-3894-1911-0800 | IDE-19-OP-LP-072-D | -0.01 | 0.00 | 0.00 | -0.01 |
| *1134-3894-1911-1300 | IDE-19-OP-LP-074-C | -0.02 | 0.00 | 0.00 | -0.02 |
| *1134-3894-1911-4200 | IDE-19-OP-LP-088-B | -0.02 | 0.00 | 0.00 | -0.02 |
| *1134-3894-1911-4300 | IDE-19-OP-LP-088-C | -0.01 | 0.00 | 0.00 | -0.01 |
| *1134-3894-1911-4500 | IDE-19-OP-089-B | -0.01 | 0.00 | 0.00 | -0.01 |
| *1134-3894-1911-6000 | IDE-19-OP-LP-098-B | 0.02 | 0.00 | 0.00 | 0.02 |
| *1134-3894-1911-6500 | IDE-19-OP-LP-101 | -0.02 | 0.00 | 0.00 | -0.02 |
| *1134-3894-1911-6700 | IDE-19-OP-LP-103-A | 0.01 | 0.00 | 0.00 | 0.01 |
| *1134-3894-1912-0700 | IDE-19-OP-DIRECTA-031 | 0.01 | 0.00 | 0.00 | 0.01 |
| *1134-3986-0000-0000 | #3986 Remanentes Fam Basica 20120 | 0.00 | 3,476,690.04 | 0.00 | 3,476,690.04 |
| *1134-3986-2011-7200 | IDE-20-OP-LP-172 | 0.00 | 2,081,862.51 | 0.00 | 2,081,862.51 |
| *1134-3986-2011-7300 | IDE-20-OP-LP-173 | 0.00 | 1,394,927.53 | 0.00 | 1,394,927.53 |
| *1134-4001-0000-0000 | #4001 Fam Media Sup 2020 | 0.00 | 1,130,730.83 | 0.00 | 1,130,730.83 |
| *1134-4001-2011-7900 | IDE-20-OP-LP-179 | 0.00 | 281,993.16 | 0.00 | 281,993.16 |
| *1134-4001-2011-8200 | IDE-20-OP-LP-182 | 0.00 | 848,737.67 | 0.00 | 848,737.67 |
| *1134-4032-0000-0000 | #4032 IDEFEY FAM Media Superior 2018 Santander | -0.03 | 0.00 | 0.00 | -0.03 |
| *1134-4032-1820-0700 | IDE-18-OP-ISP-003 | -0.01 | 0.00 | 0.00 | -0.01 |
| *1134-4032-1820-0800 | IDE-18-OP-ISP-004 | -0.01 | 0.00 | 0.00 | -0.01 |
| *1134-4032-1820-0900 | IDE-18-OP-ISP-005 | -0.01 | 0.00 | 0.00 | -0.01 |
| *1134-6187-0000-0000 | #6187 IDEFEY FAM Superior 2018 UNO Santander | -0.05 | 0.00 | 0.00 | -0.05 |
| *1134-6187-1830-0500 | IDE-18-OP-021 | -0.05 | 0.00 | 0.00 | -0.05 |
| *1134-6205-0000-0000 | #6205 INCAY | 2,815,231.83 | 0.00 | 666,812.46 | 2,148,419.37 |
| *1134-6205-2010-8200 | IDE-20-OP-LP-ELE-082 | 2,815,231.83 | 0.00 | 666,812.46 | 2,148,419.37 |
| *1134-6990-0000-0000 | #6990 IDEFEY FAM Basica 2018 | -0.04 | 0.00 | 0.00 | -0.04 |
| *1134-6990-1810-4100 | IDE-18-OP-007 | -0.04 | 0.00 | 0.00 | -0.04 |
| *1134-9136-0000-0000 | #9136Fam Basica 2020 | 15,243,069.52 | 1,500,072.39 | 5,528,212.36 | 11,214,949.55 |
| *1134-9136-2010-0800 | IDE-20-OP-LP-008 | 38,053.57 | 0.00 | 0.00 | 38,053.57 |
| *1134-9136-2010-0900 | IDE-20-OP-LP-009 | 189,731.95 | 0.00 | 99,668.86 | 90,043.09 |
| *1134-9136-2010-1000 | IDE-20-OP-LP-010 | 66,152.49 | 0.00 | 47,886.24 | 38,266.25 |

| | | | | | |
|---------------------|------------------|------------|------|------------|------------|
| 1134-9136-2010-1100 | IDE-20-OP-LP-011 | 23,882.75 | 0.00 | 23,882.73 | 0.02 |
| 1134-9136-2010-1200 | IDE-20-OP-LP-012 | 158,905.55 | 0.00 | 158,905.55 | 0.00 |
| 1134-9136-2010-1300 | IDE-20-OP-LP-013 | 172,771.06 | 0.00 | 160,508.70 | 12,262.36 |
| 1134-9136-2010-1400 | IDE-20-OP-LP-014 | 8,044.98 | 0.00 | 8,044.99 | -0.01 |
| 1134-9136-2010-1800 | IDE-20-OP-LP-018 | 28,527.37 | 0.00 | 28,527.37 | 0.00 |
| 1134-9136-2010-1900 | IDE-20-OP-LP-019 | 32,497.87 | 0.00 | 32,497.87 | 0.00 |
| 1134-9136-2010-2000 | IDE-20-OP-LP-020 | 120,839.76 | 0.00 | 120,839.78 | -0.02 |
| 1134-9136-2010-2100 | IDE-20-OP-LP-021 | 145,578.44 | 0.00 | 145,578.45 | -0.01 |
| 1134-9136-2010-2200 | IDE-20-OP-LP-022 | 24,273.13 | 0.00 | 24,273.13 | 0.00 |
| 1134-9136-2010-2400 | IDE-20-OP-LP-024 | 12,165.03 | 0.00 | 12,165.03 | 0.00 |
| 1134-9136-2010-2500 | IDE-20-OP-LP-025 | 4,706.69 | 0.00 | 1,129.97 | 3,576.72 |
| 1134-9136-2010-2600 | IDE-20-OP-LP-026 | 8,335.55 | 0.00 | 0.00 | 8,335.55 |
| 1134-9136-2010-2700 | IDE-20-OP-LP-027 | 60,516.55 | 0.00 | 32,317.25 | 28,199.30 |
| 1134-9136-2010-2800 | IDE-20-OP-LP-028 | 46,677.17 | 0.00 | 0.00 | 46,677.17 |
| 1134-9136-2010-2900 | IDE-20-OP-LP-029 | 119,016.76 | 0.00 | 46,836.58 | 72,180.18 |
| 1134-9136-2010-3000 | IDE-20-OP-LP-030 | 19,888.39 | 0.00 | 19,888.39 | 0.00 |
| 1134-9136-2010-3100 | IDE-20-OP-LP-031 | 74,398.15 | 0.00 | 74,398.15 | 0.00 |
| 1134-9136-2010-3200 | IDE-20-OP-LP-032 | 109,038.14 | 0.00 | 41,321.79 | 67,716.35 |
| 1134-9136-2010-3300 | IDE-20-OP-LP-033 | 105,886.77 | 0.00 | 17,652.32 | 88,234.45 |
| 1134-9136-2010-3400 | IDE-20-OP-LP-034 | 54,602.11 | 0.00 | 54,602.10 | 0.01 |
| 1134-9136-2010-3500 | IDE-20-OP-LP-035 | 100,295.85 | 0.00 | 79,029.05 | 21,266.80 |
| 1134-9136-2010-3600 | IDE-20-OP-LP-036 | 85,418.81 | 0.00 | 85,418.82 | -0.01 |
| 1134-9136-2010-3700 | IDE-20-OP-LP-037 | 92,888.08 | 0.00 | 92,888.08 | 0.00 |
| 1134-9136-2010-3800 | IDE-20-OP-LP-038 | 92,729.18 | 0.00 | 92,729.18 | 0.00 |
| 1134-9136-2010-3900 | IDE-20-OP-LP-039 | 172,341.40 | 0.00 | 97,431.01 | 74,910.39 |
| 1134-9136-2010-4000 | IDE-20-OP-LP-040 | 172,333.69 | 0.00 | 90,993.31 | 81,340.38 |
| 1134-9136-2010-4100 | IDE-20-OP-LP-041 | 158,397.09 | 0.00 | 158,397.10 | -0.01 |
| 1134-9136-2010-4200 | IDE-20-OP-LP-042 | 145,035.84 | 0.00 | 0.00 | 145,035.84 |
| 1134-9136-2010-4300 | IDE-20-OP-LP-043 | 155,804.84 | 0.00 | 155,804.83 | 0.01 |
| 1134-9136-2010-4700 | IDE-20-OP-LP-047 | 168,163.52 | 0.00 | 85,008.03 | 83,155.49 |
| 1134-9136-2010-4800 | IDE-20-OP-LP-048 | 132,170.30 | 0.00 | 0.00 | 132,170.30 |
| 1134-9136-2010-4900 | IDE-20-OP-LP-049 | 142,028.85 | 0.00 | 0.00 | 142,028.85 |
| 1134-9136-2010-5000 | IDE-20-OP-LP-050 | 92,149.33 | 0.00 | 0.00 | 92,149.33 |
| 1134-9136-2010-5100 | IDE-20-OP-LP-051 | 247,068.43 | 0.00 | 96,400.34 | 150,668.09 |
| 1134-9136-2010-5200 | IDE-20-OP-LP-052 | 103,799.52 | 0.00 | 0.00 | 103,799.52 |
| 1134-9136-2010-5300 | IDE-20-OP-LP-053 | 149,629.88 | 0.00 | 53,138.49 | 96,491.39 |
| 1134-9136-2010-5400 | IDE-20-OP-LP-054 | 148,403.92 | 0.00 | 49,439.94 | 98,963.98 |
| 1134-9136-2010-5500 | IDE-20-OP-LP-055 | 69,823.42 | 0.00 | 31,185.53 | 38,637.89 |
| 1134-9136-2010-5600 | IDE-20-OP-LP-056 | 89,154.60 | 0.00 | 0.00 | 89,154.60 |
| 1134-9136-2010-5700 | IDE-20-OP-LP-057 | 46,578.74 | 0.00 | 46,578.74 | 0.00 |
| 1134-9136-2010-5800 | IDE-20-OP-LP-058 | 25,687.41 | 0.00 | 25,687.41 | 0.00 |
| 1134-9136-2010-5900 | IDE-20-OP-LP-059 | 548,888.31 | 0.00 | 279,103.09 | 270,785.22 |
| 1134-9136-2010-6000 | IDE-20-OP-LP-060 | 166,130.23 | 0.00 | 0.00 | 166,130.23 |
| 1134-9136-2010-6100 | IDE-20-OP-LP-061 | 290,982.50 | 0.00 | 54,409.25 | 236,573.25 |
| 1134-9136-2010-6200 | IDE-20-OP-LP-062 | 293,834.69 | 0.00 | 0.00 | 293,834.69 |
| 1134-9136-2010-6300 | IDE-20-OP-LP-063 | 72,929.69 | 0.00 | 29,085.71 | 43,843.98 |
| 1134-9136-2010-6400 | IDE-20-OP-LP-064 | 139,923.03 | 0.00 | 58,398.86 | 81,524.17 |
| 1134-9136-2010-6500 | IDE-20-OP-LP-065 | 138,500.82 | 0.00 | 58,726.29 | 79,774.53 |
| 1134-9136-2010-6600 | IDE-20-OP-LP-066 | 83,264.15 | 0.00 | 0.00 | 83,264.15 |
| 1134-9136-2010-6700 | IDE-20-OP-LP-067 | 95,362.23 | 0.00 | 0.00 | 95,362.23 |
| 1134-9136-2010-6800 | IDE-20-OP-LP-068 | 65,952.09 | 0.00 | 0.00 | 65,952.09 |
| 1134-9136-2010-6900 | IDE-20-OP-LP-069 | 189,497.03 | 0.00 | 35,040.10 | 134,456.93 |
| 1134-9136-2010-7000 | IDE-20-OP-LP-070 | 164,655.69 | 0.00 | 0.00 | 164,655.69 |
| 1134-9136-2010-7100 | IDE-20-OP-LP-071 | 87,284.75 | 0.00 | 87,284.75 | 0.00 |
| 1134-9136-2010-7200 | IDE-20-OP-LP-072 | 602,304.06 | 0.00 | 276,108.42 | 326,195.64 |
| 1134-9136-2010-7300 | IDE-20-OP-LP-073 | 144,524.48 | 0.00 | 0.00 | 144,524.48 |

| | | | | | |
|----------------------|--|------------|------------|------------|------------|
| *1134-9136-2010-7400 | IDE-20-OP-LP-074 | 105,780.72 | 0.00 | 31,447.73 | 74,332.99 |
| *1134-9136-2010-7500 | IDE-20-OP-LP-075 | 178,140.13 | 0.00 | 126,401.87 | 51,738.26 |
| *1134-9136-2010-7600 | IDE-20-OP-LP-176 | 99,743.76 | 0.00 | 99,743.76 | 0.00 |
| *1134-9136-2010-7700 | IDE-20-OP-LP-077 | 143,985.52 | 0.00 | 27,767.80 | 116,217.72 |
| *1134-9136-2010-7800 | IDE-20-OP-LP-078 | 298,676.02 | 0.00 | 42,802.04 | 255,873.98 |
| *1134-9136-2010-7900 | IDE-20-OP-LP-079 | 141,097.76 | 0.00 | 53,146.74 | 87,951.02 |
| *1134-9136-2010-8000 | IDE-20-OP-LP-080 | 242,970.65 | 0.00 | 64,866.42 | 178,104.23 |
| *1134-9136-2010-8400 | IDE-20-OP-LP-084 | 144,004.57 | 0.00 | 66,999.42 | 77,005.15 |
| *1134-9136-2010-8500 | IDE-20-OP-LP-085 | 183,893.98 | 0.00 | 78,081.70 | 105,812.28 |
| *1134-9136-2010-8600 | IDE-20-OP-LP-086 | 170,691.71 | 0.00 | 63,736.70 | 106,955.01 |
| *1134-9136-2010-8700 | IDE-20-OP-LP-087 | 152,101.57 | 0.00 | 28,183.21 | 123,918.36 |
| *1134-9136-2010-8800 | IDE-20-OP-LP-088 | 269,775.54 | 0.00 | 66,470.88 | 203,304.66 |
| *1134-9136-2010-8900 | IDE-20-OP-LP-089 | 215,992.91 | 0.00 | 69,212.03 | 146,780.88 |
| *1134-9136-2010-9000 | IDE-20-OP-LP-090 | 242,905.61 | 0.00 | 0.00 | 242,905.61 |
| *1134-9136-2010-9100 | IDE-20-OP-LP-091 | 151,023.43 | 0.00 | 53,923.21 | 97,100.22 |
| *1134-9136-2010-9200 | IDE-20-OP-LP-092 | 142,826.71 | 0.00 | 75,877.89 | 66,948.82 |
| *1134-9136-2010-9300 | IDE-20-OP-LP-093 | 256,306.51 | 0.00 | 0.00 | 256,306.51 |
| *1134-9136-2010-9400 | IDE-20-OP-LP-094 | 285,000.00 | 0.00 | 96,162.87 | 188,837.13 |
| *1134-9136-2010-9500 | IDE-20-OP-LP-095 | 784,562.39 | 0.00 | 175,734.86 | 608,827.51 |
| *1134-9136-2010-9600 | IDE-20-OP-LP-096 | 152,026.23 | 0.00 | 73,844.72 | 78,181.51 |
| *1134-9136-2010-9700 | IDE-20-OP-LP-097 | 147,438.41 | 0.00 | 15,540.32 | 131,898.09 |
| *1134-9136-2010-9800 | IDE-20-OP-LP-098 | 281,223.76 | 0.00 | 25,913.39 | 255,310.36 |
| *1134-9136-2010-9900 | IDE-20-OP-LP-099 | 262,661.98 | 0.00 | 25,407.29 | 237,254.69 |
| *1134-9136-2011-0100 | IDE-20-OP-LP-101 | 251,991.12 | 0.00 | 62,205.15 | 189,785.97 |
| *1134-9136-2011-0200 | IDE-20-OP-LP-102 | 0.00 | 107,956.82 | 0.00 | 107,956.82 |
| *1134-9136-2011-0300 | IDE-20-OP-LP-103 | 0.00 | 255,022.17 | 0.00 | 255,022.17 |
| *1134-9136-2011-0400 | IDE-20-OP-LP-104 | 315,148.36 | 0.00 | 0.00 | 315,148.36 |
| *1134-9136-2011-0500 | IDE-20-OP-LP-105 | 239,813.39 | 0.00 | 0.00 | 239,813.39 |
| *1134-9136-2011-0600 | IDE-20-OP-LP-106 | 127,447.69 | 0.00 | 22,857.73 | 104,489.96 |
| *1134-9136-2011-0700 | IDE-20-OP-LP-107 | 150,356.79 | 0.00 | 0.00 | 150,356.79 |
| *1134-9136-2011-0800 | IDE-20-OP-LP-108 | 283,292.11 | 0.00 | 0.00 | 283,292.11 |
| *1134-9136-2011-0900 | IDE-20-OP-LP-109 | 263,837.31 | 0.00 | 104,815.99 | 159,021.38 |
| *1134-9136-2011-1000 | IDE-20-OP-LP-100 | 278,824.22 | 0.00 | 30,559.68 | 248,264.54 |
| *1134-9136-2011-1100 | IDE-20-OP-LP-110 | 415,216.84 | 0.00 | 379,218.53 | 35,998.31 |
| *1134-9136-2011-1110 | IDE-20-OP-LP-111 | 0.00 | 263,997.72 | 62,014.83 | 201,982.89 |
| *1134-9136-2011-1200 | IDE-20-OP-LP-112 | 154,484.72 | 0.00 | 62,895.51 | 91,589.21 |
| *1134-9136-2011-1300 | IDE-20-OP-LP-113 | 247,490.70 | 0.00 | 142,444.33 | 105,046.37 |
| *1134-9136-2011-1400 | IDE-20-OP-LP-114 | 162,931.93 | 0.00 | 0.00 | 162,931.93 |
| *1134-9136-2011-1500 | IDE-20-OP-LP-115 | 0.00 | 166,597.27 | 30,594.22 | 136,003.05 |
| *1134-9136-2011-7600 | IDE-20-OP-LP-176 | 0.00 | 229,503.75 | 0.00 | 229,503.75 |
| *1134-9136-2011-7700 | IDE-20-OP-LP-177 | 0.00 | 476,994.66 | 0.00 | 476,994.66 |
| *1134-9500-0000-0000 | #9500 Fam Superior 2016 | 333,930.55 | 0.00 | 333,930.55 | 0.00 |
| *1134-9711-1155-0500 | LO-931037999-N2-2011 | 333,930.55 | 0.00 | 333,930.55 | 0.00 |
| *1150-0000-0000-0000 | Almacén | 923,342.68 | 0.00 | 0.00 | 923,342.68 |
| *1151-0000-0000-0000 | Almacén de Materiales y Suministros de Consumo | 923,342.68 | 0.00 | 0.00 | 923,342.68 |
| *1151-0000-0012-0001 | Ejercicios Anteriores Entradas | 359,893.39 | 0.00 | 0.00 | 359,893.39 |
| *1151-1000-0000-0000 | Mal de Admon.Emision de Doc y Art Ofic | 563,449.29 | 0.00 | 0.00 | 563,449.29 |
| *1151-1000-0001-0000 | Redes y Asesorías del Mayab | 39,445.00 | 0.00 | 0.00 | 39,445.00 |
| *1151-1000-0001-3774 | #3774 Ampliación Oferta Educativa 2008 | 39,445.00 | 0.00 | 0.00 | 39,445.00 |
| *1151-1000-0003-0000 | Cia Mueblera Escolar SA de CV | 86,752.21 | 0.00 | 0.00 | 86,752.21 |
| *1151-1000-0003-0611 | #0611 Fam Basica 2008 Santander | 22,398.69 | 0.00 | 0.00 | 22,398.69 |
| *1151-1000-0003-2940 | #2940 Fam Basica 2009 | 12,563.00 | 0.00 | 0.00 | 12,563.00 |
| *1151-1000-0003-8259 | #8259 Fam Basica 2010 Scotiabank | 51,790.52 | 0.00 | 0.00 | 51,790.52 |
| *1151-1000-0004-0000 | Delgado y Cia SA de CV | 40,214.85 | 0.00 | 0.00 | 40,214.85 |
| *1151-1000-0004-0611 | #0611 Fam Basica 2008 Santander | 5,254.80 | 0.00 | 0.00 | 5,254.80 |
| *1151-1000-0004-2940 | #2940 Fam Basica 2009 | 15,077.65 | 0.00 | 0.00 | 15,077.65 |

| | | | | | |
|----------------------|--|----------------|------------|---------------|---------------|
| '1151-1000-0004-3487 | #3487 Fam Básica 2014 Santander | 19,882.40 | 0.00 | 0.00 | 19,882.40 |
| '1151-1000-0006-0000 | AJ Comercializadora del Ste SA de CV | 17,724.80 | 0.00 | 0.00 | 17,724.80 |
| '1151-1000-0006-2940 | #2940 Fam Basica 2009 | 17,724.80 | 0.00 | 0.00 | 17,724.80 |
| '1151-1000-0007-0000 | Equipos del Mayab SA de CV | 1,749.28 | 0.00 | 0.00 | 1,749.28 |
| '1151-1000-0007-0145 | #0145 Fafef 2009 BBVA | 1,749.28 | 0.00 | 0.00 | 1,749.28 |
| '1151-1000-0008-0000 | Lases Computación del Ste SA de CV | 13,798.20 | 0.00 | 0.00 | 13,798.20 |
| '1151-1000-0008-9711 | #9711 Fortalecimiento de la Gestión Escolar Scotia | 13,798.20 | 0.00 | 0.00 | 13,798.20 |
| '1151-1000-0011-0000 | Productos Metalicos Steele | 6,704.15 | 0.00 | 0.00 | 6,704.15 |
| '1151-1000-0011-2940 | #2940 Fam Basica 2009 | 6,704.15 | 0.00 | 0.00 | 6,704.15 |
| '1151-1000-0025-0000 | Jose Carlos Mena Navarro | 32,480.00 | 0.00 | 0.00 | 32,480.00 |
| '1151-1000-0025-9711 | #9711 Fortal de la Gestion Escolar 2010 Inverlat | 32,480.00 | 0.00 | 0.00 | 32,480.00 |
| '1151-1000-0051-0000 | CME Internacional SA de CV | 80,450.64 | 0.00 | 0.00 | 80,450.64 |
| '1151-1000-0051-5107 | #5107 Fam Basica 2011 Scotia | 39,734.64 | 0.00 | 0.00 | 39,734.64 |
| '1151-1000-0051-7643 | #7643 Educación Media Superior 2007 | 1,082.28 | 0.00 | 0.00 | 1,082.28 |
| '1151-1000-0051-8259 | #8259 Fam Basica 2010 Scotiabank | 39,633.72 | 0.00 | 0.00 | 39,633.72 |
| '1151-1000-0052-0000 | Gama Total SA de CV | 4,350.00 | 0.00 | 0.00 | 4,350.00 |
| '1151-1000-0052-9711 | #9711 Fortalecimiento de la Gestión Escolar Scotia | 4,350.00 | 0.00 | 0.00 | 4,350.00 |
| '1151-1000-0060-0000 | LARC Industrias SA de CV | 95,895.75 | 0.00 | 0.00 | 95,895.75 |
| '1151-1000-0060-3487 | #3487 Fam Básica 2014 Santander | 95,895.75 | 0.00 | 0.00 | 95,895.75 |
| '1151-1000-0076-0000 | Patricia Urzaiz Suarez | 122,169.21 | 0.00 | 0.00 | 122,169.21 |
| '1151-1000-0076-0521 | #0521 Fam Básica 2013 Santander | 86,437.63 | 0.00 | 0.00 | 86,437.63 |
| '1151-1000-0076-4252 | #4252 Idefey Fam Basica 2012 | 1,556.72 | 0.00 | 0.00 | 1,556.72 |
| '1151-1000-0076-6143 | #6143 Fam Basica 2015 Santander | 34,174.88 | 0.00 | 0.00 | 34,174.88 |
| '1151-1000-0076-9981 | #9981 FAM Basica 2017 Santander | -0.02 | 0.00 | 0.00 | -0.02 |
| '1151-1000-0117-0000 | SPY Mexico Soluciones y Proyectos SA de CV | 21,715.20 | 0.00 | 0.00 | 21,715.20 |
| '1151-1000-0117-6187 | #6187 IDEFEY FAM Superior 2018 UNO Santander | 21,715.20 | 0.00 | 0.00 | 21,715.20 |
| '1190-0000-0000-0000 | Otros Activos Circulantes | 144,279,050.05 | 660,159.61 | 47,916,774.08 | 97,022,435.58 |
| '1191-0000-0000-0000 | Valores en Garantía | 199,122.74 | 0.00 | 0.00 | 199,122.74 |
| '1194-0000-0000-0000 | Adquisición c/fondo de Terceros | 144,079,927.31 | 660,159.61 | 47,916,774.08 | 96,823,312.84 |
| '1194-1232-1000-0000 | #2321 IDEFEY Fam Potenciado 2015 Santander | 4,219.78 | 0.00 | 4,219.78 | 0.00 |
| '1194-1232-1160-2120 | AO-931037999-E38-2016 | 4,219.78 | 0.00 | 4,219.78 | 0.00 |
| '1194-2321-0000-0000 | #2321 IDEFEY Fam Potenciado 2015 Santander | 144,075,707.63 | 660,159.61 | 47,912,554.30 | 96,823,312.84 |
| '1194-2321-6000-0000 | Inversión Publica Fam Potenciado 2015 | 136,420,396.11 | 628,785.74 | 47,912,654.30 | 89,136,827.55 |
| '1194-2321-1602-1700 | IO-931037999-E32-2016 | 20,877.38 | 0.00 | 20,877.38 | 0.00 |
| '1194-2321-1710-0300 | LO-931037999-E6-2017 | 2,718.91 | 0.00 | 0.00 | 2,718.91 |
| '1194-2321-1710-3800 | LO-931037999-E43-2017 | 1,935.10 | 0.00 | 1,935.10 | 0.00 |
| '1194-2321-1710-4110 | IO-931037999-E52-2017 | 68,391.36 | 0.00 | 0.00 | 68,391.36 |
| '1194-2321-1710-4800 | AO-931037999-E74-2017 | 2,304.07 | 0.00 | 2,304.07 | 0.00 |
| '1194-2321-1710-7000 | LO-931037999-E83-2017 | 5,983.25 | 0.00 | 5,983.25 | 0.00 |
| '1194-2321-1710-7400 | LO-931037999-E89-2017 | 11,095.74 | 0.00 | 11,095.74 | 0.00 |
| '1194-2321-1720-0700 | IO-931037999-E139-2017 | 8,813.41 | 0.00 | 8,813.41 | 0.00 |
| '1194-2321-1720-2300 | AO-931037999-E219-2017 | 84,504.51 | 0.00 | 0.00 | 84,504.51 |
| '1194-2321-1720-5400 | LO-931037999-E181-2017 | 3,429.95 | 0.00 | 3,429.95 | 0.00 |
| '1194-2321-1720-5500 | LO-931037999-E182-2017 | 26,004.49 | 0.00 | 26,004.49 | 0.00 |
| '1194-2321-1740-0200 | LO-931037999-E5-2017 | 2,264.39 | 0.00 | 0.00 | 2,264.39 |
| '1194-2321-1750-0300 | LO-931037999-E232-2017 | 1,675,917.61 | 0.00 | 0.00 | 1,675,917.61 |
| '1194-2321-1750-2300 | AO-931037999-E219-2017 | 314,973.89 | 0.00 | 0.00 | 314,973.89 |
| '1194-2321-1750-5100 | LO-931037999-E264-2017 | 802,614.52 | 0.00 | 0.00 | 802,614.52 |
| '1194-2321-1750-5400 | LO-931037999-E266-2017 | 853,321.91 | 0.00 | 853,321.91 | 0.00 |
| '1194-2321-1750-6200 | LO-931037999-E265-2017 | 7,698.11 | 0.00 | 7,698.11 | 0.00 |
| '1194-2321-1750-6210 | LO-931037999-E276-2017 | 279,280.85 | 0.00 | 0.00 | 279,280.85 |
| '1194-2321-1750-8300 | LO-931037999-E297-2017 | 8,622.20 | 0.00 | 8,622.20 | 0.00 |
| '1194-2321-1750-8500 | LO-931037999-E299-2017 | 12,192.17 | 0.00 | 12,192.17 | 0.00 |
| '1194-2321-1751-1700 | LO-931037999-E329-2017 | 820,333.19 | 0.00 | 0.00 | 820,333.19 |
| '1194-2321-1751-2000 | LO-931037999-E332-2017 | 953,913.99 | 0.00 | 0.00 | 953,913.99 |
| '1194-2321-1751-3100 | LO-931037999-E343-2017 | 1,134,645.24 | 0.00 | 0.00 | 1,134,645.24 |

| | | | | | |
|---------------------|--|----------------|---------------|---------------|----------------|
| 1194-2321-1751-6000 | AO-931037999-E365-2017 | 8,572.99 | 0.00 | 8,572.99 | 0.00 |
| 1194-2321-1751-8000 | IO-931037999-E367-2017 | 28,454.86 | 0.00 | 28,454.86 | 0.00 |
| 1194-2321-1810-0200 | LO-931037999-E4-2018 | 50,264.47 | 0.00 | 50,264.47 | 0.00 |
| 1194-2321-1810-0410 | AO-931037999-E6-2018 | 285,761.19 | 0.00 | 0.00 | 285,761.19 |
| 1194-2321-1810-0420 | LO-931037999-E6-2018 | 25,180,216.45 | 0.00 | 0.00 | 25,180,216.45 |
| 1194-2321-1810-1400 | LO-931037999-E6-2018 | 7,863,573.26 | 0.00 | 0.00 | 7,863,573.26 |
| 1194-2321-1811-0100 | IO-931037999-E19-2018 | 19,130.36 | 0.00 | 19,130.36 | 0.00 |
| 1194-2321-1811-0101 | AO-931037999-E21-2018 | 309,363.70 | 0.00 | 309,363.70 | 0.00 |
| 1194-2321-1811-1700 | LO-931037999-E44-2018 | 2,175,405.88 | 0.00 | 2,175,405.88 | 0.00 |
| 1194-2321-1811-1800 | LO-931037999-E45-2018 | 120,916.36 | 0.00 | 120,916.36 | 0.00 |
| 1194-2321-1830-0800 | LO-931037999-E27-2018 | 3,858,742.68 | 0.00 | 3,858,742.68 | 0.00 |
| 1194-2321-1830-0900 | LO-931037999-E28-2018 | 4,704,071.94 | 0.00 | 0.00 | 4,704,071.94 |
| 1194-2321-1830-1100 | LO-931037999-E30-2018 | 27,499,754.92 | 0.00 | 27,499,754.92 | 0.00 |
| 1194-2321-1830-1500 | LO-931037999-E34-2018 | 28,015,003.14 | 158,177.74 | 0.00 | 28,173,180.88 |
| 1194-2321-1910-4600 | LO-931037999-E10-2019 | 1,111,035.94 | 0.00 | 1,111,035.94 | 0.00 |
| 1194-2321-1910-4700 | LO-931037999-E11-2019 | 1,099,585.95 | 0.00 | 0.00 | 1,099,585.95 |
| 1194-2321-1910-4800 | LO-931037999-E12-2019 | 1,357,018.81 | 0.00 | 0.00 | 1,357,018.81 |
| 1194-2321-1910-4900 | LO-931037999-E13-2019 | 1,056,797.52 | 0.00 | 0.00 | 1,056,797.52 |
| 1194-2321-1910-5000 | LO-931037999-E14-2019 | 1,145,845.39 | 0.00 | 1,145,845.39 | 0.00 |
| 1194-2321-1911-9000 | AO-931037999-E28-2019 | 729,430.30 | 0.00 | 729,430.30 | 0.00 |
| 1194-2321-6001-0000 | INVERSION PUBLICA FAM POTENCIADO | 12,806,255.09 | 0.00 | 0.00 | 12,806,255.09 |
| 1194-2321-7999-0025 | AA-931037999-E25-2019 | 400,498.10 | 0.00 | 400,498.10 | 0.00 |
| 1194-2321-7999-0026 | IA-931037999-E26-2019 | 2,617,900.01 | 0.00 | 2,617,900.01 | 0.00 |
| 1194-2321-7999-0027 | IA-931037999-E27-2019 | 4,430,848.52 | 0.00 | 4,430,848.52 | 0.00 |
| 1194-2321-7999-0040 | LA-931037999-E4-2019 | 1,163,666.06 | 0.00 | 1,163,666.06 | 0.00 |
| 1194-2321-7999-0100 | AA-931037999-E1-2019 | 1,172,163.23 | 0.00 | 1,172,163.23 | 0.00 |
| 1194-2321-7999-0430 | LA-931037999-E4-2019-B | 108,282.75 | 0.00 | 108,282.75 | 0.00 |
| 1194-2321-9981-0000 | LO-931037999-E81-2020 | 0.00 | 470,608.00 | 0.00 | 470,608.00 |
| 1194-2321-8530-0000 | OTROS CONVENIOS 2% INIFED | 7,655,311.42 | 31,373.87 | 0.00 | 7,686,685.29 |
| 1200-0000-0000-0000 | ACTIVO NO CIRCULANTE | 325,498,981.92 | 25,546,281.29 | 1,388,837.08 | 349,656,426.13 |
| 1230-0000-0000-0000 | Bienes Inmuebles,Infrastr y Construcc en Proceso | 323,165,051.79 | 24,845,788.97 | 1,319,249.85 | 346,691,590.91 |
| 1231-0000-0000-0000 | Terrenos | 194,389.23 | 0.00 | 0.00 | 194,389.23 |
| 1231-0581-0000-0000 | Terrenos | 194,389.23 | 0.00 | 0.00 | 194,389.23 |
| 1233-0000-0000-0000 | Edificios no Habitacionales | 2,894,191.64 | 0.00 | 0.00 | 2,894,191.64 |
| 1233-0583-0000-0000 | Edificios No Residenciales | 2,894,191.64 | 0.00 | 0.00 | 2,894,191.64 |
| 1233-0583-0001-0000 | IDE-18-OP-DIRECTA-59 | 1,000,346.75 | 0.00 | 0.00 | 1,000,346.75 |
| 1233-0583-0002-0000 | IDE-19-OP-DIRECTA-002 | 542,982.70 | 0.00 | 0.00 | 542,982.70 |
| 1233-0583-0003-0000 | IDE-19-OP-DIRECTA-001 | 342,514.60 | 0.00 | 0.00 | 342,514.60 |
| 1233-0583-0004-0000 | IDE-19-OP-DIRECTA-003 | 1,008,347.59 | 0.00 | 0.00 | 1,008,347.59 |
| 1234-0000-0000-0000 | Infraestructura | 44,152,026.46 | 0.00 | 0.00 | 44,152,026.46 |
| 1234-1000-0000-0000 | Infraestructura Fisica Educativa ADQ | 1,656.00 | 0.00 | 0.00 | 1,656.00 |
| 1234-0046-0000-0000 | Jorge Alberto de Zavala Ponce | 1,656.00 | 0.00 | 0.00 | 1,656.00 |
| 1234-0046-1000-0000 | Ejercicios Anteriores | 1,656.00 | 0.00 | 0.00 | 1,656.00 |
| 1234-2000-0000-0000 | Infraestructura Fisica Educativa X OBRA | 44,152,026.46 | 0.00 | 0.00 | 44,152,026.46 |
| 1234-2100-0000-0000 | Infraestructura Fisica Educativa Ejerc Ant | 44,152,026.46 | 0.00 | 0.00 | 44,152,026.46 |
| 1235-0000-0000-0000 | Construcc en Proc en Bienes de Dominio Público | 275,922,788.46 | 24,845,788.97 | 1,319,249.85 | 299,449,327.58 |
| 1235-2000-0000-0000 | Edificación No Habitacional en Proceso | 275,922,788.46 | 24,845,788.97 | 1,319,249.85 | 299,449,327.58 |
| 1235-2002-7000-0000 | #0027 CINVESTAV 2017 Scotiabank | 1,177,979.99 | 0.00 | 0.00 | 1,177,979.99 |
| 1235-2002-7174-0120 | AO-931037999-E180-2017 | 598,239.99 | 0.00 | 0.00 | 598,239.99 |
| 1235-2002-7174-0125 | AO-931037999-E372-2017 | 581,740.00 | 0.00 | 0.00 | 581,740.00 |
| 1235-2109-3000-0000 | #1093 Fam Superior 2020 | 117,276.00 | 0.00 | 117,276.00 | 0.00 |
| 1235-2109-3202-0020 | IDE-20-SERVCON-DIRECTA-002 | 117,276.00 | 0.00 | 117,276.00 | 0.00 |
| 1235-2116-6000-0000 | #1165 Fam Media Superior 2019 Bmx | 3,617,784.56 | 0.00 | 0.00 | 3,617,784.56 |
| 1235-2116-6190-3900 | IDE-19-OP-DIRECTA-039 | 68,249.49 | 0.00 | 0.00 | 68,249.49 |
| 1235-2116-6191-2490 | IDE-19-OP-DIRECTA-040 | 65,544.42 | 0.00 | 0.00 | 65,544.42 |
| 1235-2116-6192-0010 | IDE-19-OP-LP-044 | 1,517,911.89 | 0.00 | 0.00 | 1,517,911.89 |

| | | | | | |
|---------------------|---|---------------|------|------|---------------|
| 1235-2116-6192-0020 | IDE-19-OP-LP-045 | 676,039.73 | 0.00 | 0.00 | 676,039.73 |
| 1235-2116-6192-0030 | IDE-19-OP-LP-046 | 808,847.73 | 0.00 | 0.00 | 808,847.73 |
| 1235-2116-6192-0040 | IDE-19-OP-LP-049 | 481,191.30 | 0.00 | 0.00 | 481,191.30 |
| 1235-2117-4000-0000 | #1174 PACTEN 2019 | 3,977,207.10 | 0.00 | 0.00 | 3,977,207.10 |
| 1235-2117-4193-0020 | IO-931037999-E5-2019 | 719,928.68 | 0.00 | 0.00 | 719,928.68 |
| 1235-2117-4193-0030 | IO-931037999-E6-2019 | 667,096.34 | 0.00 | 0.00 | 667,096.34 |
| 1235-2117-4193-0040 | IO-931037999-E7-2019 | 1,488,059.39 | 0.00 | 0.00 | 1,488,059.39 |
| 1235-2117-4193-0050 | IO-931037999-E8-2019 | 742,164.22 | 0.00 | 0.00 | 742,164.22 |
| 1235-2117-4193-0060 | AO-931037999-E9-2019 | 359,958.47 | 0.00 | 0.00 | 359,958.47 |
| 1235-2121-6000-0000 | #1216 Esc de Tiempo Completo 2019 Brnx | -0.01 | 0.00 | 0.00 | -0.01 |
| 1235-2121-6191-1140 | LO-931037999-E16-2019-A | 0.01 | 0.00 | 0.00 | 0.01 |
| 1235-2121-6191-1160 | LO-931037999-E16-2016-C | -0.01 | 0.00 | 0.00 | -0.01 |
| 1235-2121-6191-1170 | LO-931037999-E17-2019-A | -0.01 | 0.00 | 0.00 | -0.01 |
| 1235-2137-7000-0000 | #1377 Fam Superior 2019 Banamex | 28,178,119.04 | 0.00 | 0.00 | 28,178,119.04 |
| 1235-2137-7193-0010 | IDE-19-OP-LP-032 | 5,750,891.53 | 0.00 | 0.00 | 5,750,891.53 |
| 1235-2137-7193-0070 | IDE-19-OP-LP-047 | 3,939,638.85 | 0.00 | 0.00 | 3,939,638.85 |
| 1235-2137-7193-0080 | IDE-19-OP-LP-048 | 4,653,672.16 | 0.00 | 0.00 | 4,653,672.16 |
| 1235-2137-7193-0100 | IDE-19-OP-LP-050 | 3,387,585.12 | 0.00 | 0.00 | 3,387,585.12 |
| 1235-2137-7193-0110 | IDE-19-OP-LP-051 | 10,440,531.38 | 0.00 | 0.00 | 10,440,531.38 |
| 1235-2137-7193-0120 | IDE-19-OP-DIRECTA-004 | 5,800.00 | 0.00 | 0.00 | 5,800.00 |
| 1235-2138-3000-0000 | #1383 Pacten 2019-2020 | 600,000.00 | 0.00 | 0.00 | 600,000.00 |
| 1235-2138-3202-0150 | LO-931037999-E15-2020 | 600,000.00 | 0.00 | 0.00 | 600,000.00 |
| 1235-2151-6000-0000 | #1516 Remanente FAM BASICA 2019 Santander | 38,686,094.01 | 0.00 | 0.00 | 38,686,094.01 |
| 1235-2151-6191-0630 | IDE-19-OP-LP-043-A | 231,526.99 | 0.00 | 0.00 | 231,526.99 |
| 1235-2151-6191-0640 | IDE-19-OP-LP-043-B | 231,655.29 | 0.00 | 0.00 | 231,655.29 |
| 1235-2151-6191-0650 | IDE-19-OP-LP-043-C | 259,136.66 | 0.00 | 0.00 | 259,136.66 |
| 1235-2151-6191-1190 | IDE-19-OP-LP-075-A | 480,909.74 | 0.00 | 0.00 | 480,909.74 |
| 1235-2151-6191-1200 | IDE-19-OP-LP-075-B | 577,019.79 | 0.00 | 0.00 | 577,019.79 |
| 1235-2151-6191-1210 | IDE-19-OP-LP-076 | 2,391,425.75 | 0.00 | 0.00 | 2,391,425.75 |
| 1235-2151-6191-1240 | IDE-19-OP-LP-077-A | 432,318.72 | 0.00 | 0.00 | 432,318.72 |
| 1235-2151-6191-1250 | IDE-19-OP-LP-077-B | 428,125.51 | 0.00 | 0.00 | 428,125.51 |
| 1235-2151-6191-1260 | IDE-19-OP-LP-078-A | 429,071.24 | 0.00 | 0.00 | 429,071.24 |
| 1235-2151-6191-1270 | IDE-19-OP-LP-078-B | 424,370.91 | 0.00 | 0.00 | 424,370.91 |
| 1235-2151-6191-1280 | IDE-19-OP-LP-078-C | 478,612.56 | 0.00 | 0.00 | 478,612.56 |
| 1235-2151-6191-1290 | IDE-19-OP-LP-079 | 912,451.25 | 0.00 | 0.00 | 912,451.25 |
| 1235-2151-6191-1300 | IDE-19-OP-LP-080 | 879,066.91 | 0.00 | 0.00 | 879,066.91 |
| 1235-2151-6191-1310 | IDE-19-OP-LP-081 | 2,899,566.57 | 0.00 | 0.00 | 2,899,566.57 |
| 1235-2151-6191-1320 | IDE-19-OP-LP-082 | 446,265.28 | 0.00 | 0.00 | 446,265.28 |
| 1235-2151-6191-1330 | IDE-19-OP-LP-083 | 549,528.83 | 0.00 | 0.00 | 549,528.83 |
| 1235-2151-6191-1340 | IDE-19-OP-LP-084 | 2,124,244.91 | 0.00 | 0.00 | 2,124,244.91 |
| 1235-2151-6191-1350 | IDE-19-OP-LP-085-A | 318,511.63 | 0.00 | 0.00 | 318,511.63 |
| 1235-2151-6191-1360 | IDE-19-OP-LP-085-B | 280,767.03 | 0.00 | 0.00 | 280,767.03 |
| 1235-2151-6191-1530 | IDE-19-OP-LP-093 | 3,057,111.88 | 0.00 | 0.00 | 3,057,111.88 |
| 1235-2151-6191-1540 | IDE-19-OP-LP-094 | 1,333,375.89 | 0.00 | 0.00 | 1,333,375.89 |
| 1235-2151-6191-1550 | IDE-19-OP-LP-095 | 706,656.82 | 0.00 | 0.00 | 706,656.82 |
| 1235-2151-6191-1660 | IDE-19-OP-LP-102 | 830,518.65 | 0.00 | 0.00 | 830,518.65 |
| 1235-2151-6191-1740 | IDE-19-OP-ISP-003 | 1,188,030.02 | 0.00 | 0.00 | 1,188,030.02 |
| 1235-2151-6191-1790 | IDE-19-OP-DIRECTA-005 | 144,649.78 | 0.00 | 0.00 | 144,649.78 |
| 1235-2151-6191-1800 | IDE-19-OP-DIRECTA-006 | 569,419.51 | 0.00 | 0.00 | 569,419.51 |
| 1235-2151-6191-1810 | IDE-19-OP-DIRECTA-007 | 1,188,007.53 | 0.00 | 0.00 | 1,188,007.53 |
| 1235-2151-6191-1820 | IDE-19-OP-DIRECTA-008 | 621,309.97 | 0.00 | 0.00 | 621,309.97 |
| 1235-2151-6191-1830 | IDE-19-OP-DIRECTA-009 | 1,198,362.81 | 0.00 | 0.00 | 1,198,362.81 |
| 1235-2151-6191-1850 | IDE-19-OP-DIRECTA-011 | 1,026,043.47 | 0.00 | 0.00 | 1,026,043.47 |
| 1235-2151-6191-1860 | IDE-19-OP-DIRECTA-012 | 1,199,000.00 | 0.00 | 0.00 | 1,199,000.00 |
| 1235-2151-6191-1870 | IDE-19-OP-DIRECTA-013 | 1,156,396.89 | 0.00 | 0.00 | 1,156,396.89 |
| 1235-2151-6191-1880 | IDE-19-OP-DIRECTA-014 | 81,132.96 | 0.00 | 0.00 | 81,132.96 |

| | | | | | |
|----------------------|--|----------------|--------------|------|----------------|
| '1235-2151-6191-1910 | IDE-19-OP-DIRECTA-016-A | 355,489.48 | 0.00 | 0.00 | 355,489.48 |
| '1235-2151-6191-1920 | IDE-19-OP-DIRECTA-016-B | 539,024.47 | 0.00 | 0.00 | 539,024.47 |
| '1235-2151-6191-1930 | IDE-19-OP-DIRECTA-017 | 470,408.37 | 0.00 | 0.00 | 470,408.37 |
| '1235-2151-6191-1940 | IDE-19-OP-DIRECTA-018 | 337,621.91 | 0.00 | 0.00 | 337,621.91 |
| '1235-2151-6191-1950 | IDE-19-OP-DIRECTA-019 | 379,471.22 | 0.00 | 0.00 | 379,471.22 |
| '1235-2151-6191-1960 | IDE-19-OP-DIRECTA-020 | 503,409.76 | 0.00 | 0.00 | 503,409.76 |
| '1235-2151-6191-1970 | IDE-19-OP-DIRECTA-021 | 449,056.07 | 0.00 | 0.00 | 449,056.07 |
| '1235-2151-6191-1980 | IDE-19-OP-DIRECTA-022-A | 462,233.68 | 0.00 | 0.00 | 462,233.68 |
| '1235-2151-6191-1990 | IDE-19-OP-DIRECTA-022-B | 341,008.25 | 0.00 | 0.00 | 341,008.25 |
| '1235-2151-6191-2000 | IDE-19-OP-DIRECTA-023-A | 468,582.22 | 0.00 | 0.00 | 468,582.22 |
| '1235-2151-6191-2010 | IDE-19-OP-DIRECTA-024-A | 375,258.25 | 0.00 | 0.00 | 375,258.25 |
| '1235-2151-6191-2020 | IDE-19-OP-DIRECTA-023-B | 468,528.22 | 0.00 | 0.00 | 468,528.22 |
| '1235-2151-6191-2030 | IDE-19-OP-DIRECTA-024-B | 346,999.02 | 0.00 | 0.00 | 346,999.02 |
| '1235-2151-6191-2040 | IDE-19-OP-DIRECTA-023-C | 308,788.11 | 0.00 | 0.00 | 308,788.11 |
| '1235-2151-6191-2050 | IDE-19-OP-DIRECTA-024-C | 439,283.56 | 0.00 | 0.00 | 439,283.56 |
| '1235-2151-6191-2240 | IDE-19-OP-DIRECTA-033-A | 343,582.50 | 0.00 | 0.00 | 343,582.50 |
| '1235-2151-6191-2250 | IDE-19-OP-DIRECTA-033-B | 425,528.25 | 0.00 | 0.00 | 425,528.25 |
| '1235-2151-6191-2260 | IDE-19-OP-DIRECTA-033-C | 432,258.25 | 0.00 | 0.00 | 432,258.25 |
| '1235-2151-6191-2270 | IDE-19-OP-DIRECTA-034-A | 401,582.74 | 0.00 | 0.00 | 401,582.74 |
| '1235-2151-6191-2280 | IDE-19-OP-DIRECTA-034-B | 428,358.33 | 0.00 | 0.00 | 428,358.33 |
| '1235-2151-6191-2290 | IDE-19-OP-DIRECTA-034-C | 363,444.89 | 0.00 | 0.00 | 363,444.89 |
| '1235-2151-6191-2310 | IDE-19-OP-DIRECTA-035-B | 258,211.30 | 0.00 | 0.00 | 258,211.30 |
| '1235-2151-6191-2330 | IDE-19-OP-DIRECTA-036-A | 373,895.50 | 0.00 | 0.00 | 373,895.50 |
| '1235-2151-6191-2340 | IDE-19-OP-DIRECTA-035-B | 211,585.22 | 0.00 | 0.00 | 211,585.22 |
| '1235-2151-6191-2350 | IDE-19-OP-DIRECTA-036-C | 127,892.69 | 0.00 | 0.00 | 127,892.69 |
| '1235-2152-5000-0000 | #1525 APOFINEX no regulanzable 2017 Merida | 2,605,480.08 | 0.00 | 0.00 | 2,605,480.08 |
| '1235-2152-5182-0010 | LO-931037999-E9-2018 | 2,605,480.08 | 0.00 | 0.00 | 2,605,480.08 |
| '1235-2190-5000-0000 | #1905 Expansion de la Educ Inicial Bmx | 437,652.52 | 0.00 | 0.00 | 437,652.52 |
| '1235-2190-5191-1690 | LO-931037999-E18-2018 | -0.01 | 0.00 | 0.00 | -0.01 |
| '1235-2190-5191-1730 | LO-931037999-E21-2019 | 0.01 | 0.00 | 0.00 | 0.01 |
| '1235-2190-5191-2090 | AO-931037999-E29-2019 | 26,158.00 | 0.00 | 0.00 | 26,158.00 |
| '1235-2190-5191-2100 | AO-931037999-E29-2019 | 17,226.00 | 0.00 | 0.00 | 17,226.00 |
| '1235-2190-5191-2110 | AO-931037999-E29-2019 | 26,158.00 | 0.00 | 0.00 | 26,158.00 |
| '1235-2190-5191-2120 | AO-931037999-E29-2019 | 17,922.00 | 0.00 | 0.00 | 17,922.00 |
| '1235-2190-5191-2130 | AO-931037999-E29-2019 | 26,158.00 | 0.00 | 0.00 | 26,158.00 |
| '1235-2190-5191-2140 | AO-931037999-E30-2019 | 18,560.00 | 0.00 | 0.00 | 18,560.00 |
| '1235-2190-5191-2150 | AO-931037999-E30-2019 | 18,560.00 | 0.00 | 0.00 | 18,560.00 |
| '1235-2190-5191-2160 | AO-931037999-E30-2019 | 18,560.00 | 0.00 | 0.00 | 18,560.00 |
| '1235-2190-5191-2170 | AO-931037999-E30-2019 | 18,560.00 | 0.00 | 0.00 | 18,560.00 |
| '1235-2190-5191-2180 | AO-931037999-E30-2019 | 18,560.00 | 0.00 | 0.00 | 18,560.00 |
| '1235-2190-5191-2190 | AO-931037999-E31-2019 | 3,066.00 | 0.00 | 0.00 | 3,066.00 |
| '1235-2190-5191-2200 | AO-931037999-E31-2019 | 2,348.85 | 0.00 | 0.00 | 2,348.85 |
| '1235-2190-5191-2210 | AO-931037999-E31-2019 | 6,132.00 | 0.00 | 0.00 | 6,132.00 |
| '1235-2190-5191-2220 | AO-931037999-E31-2019 | 2,348.85 | 0.00 | 0.00 | 2,348.85 |
| '1235-2190-5191-2230 | AO-931037999-E31-2019 | 3,066.00 | 0.00 | 0.00 | 3,066.00 |
| '1235-2190-5191-2360 | AO-931037999-E32-2019 | 214,268.82 | 0.00 | 0.00 | 214,268.82 |
| '1235-2247-2000-0000 | #2472 Paclen 2019-2020 | 395,000.00 | 0.00 | 0.00 | 395,000.00 |
| '1235-2247-2201-1830 | AO-931037999-E83-2020 | 395,000.00 | 0.00 | 0.00 | 395,000.00 |
| '1235-2375-3000-0000 | #3753 Fafel 2020 | 2,962,524.25 | 5,516,337.88 | 0.00 | 8,478,862.13 |
| '1235-2375-3201-0450 | IDE-19-OP-LP-ELE-045 | 2,962,524.25 | 5,516,337.88 | 0.00 | 8,478,862.13 |
| '1235-2389-4000-0000 | #3894 Fam Basica 2019 Santander | 101,630,396.92 | 0.00 | 0.00 | 101,630,396.92 |
| '1235-2389-4191-0010 | IDE-19-OP-LP-001 | 167,796.57 | 0.00 | 0.00 | 167,796.57 |
| '1235-2389-4191-0020 | IDE-19-OP-LP-002 | 273,933.95 | 0.00 | 0.00 | 273,933.95 |
| '1235-2389-4191-0030 | IDE-19-OP-LP-003-A | 454,782.67 | 0.00 | 0.00 | 454,782.67 |
| '1235-2389-4191-0040 | IDE-19-OP-LP-003-B | 448,501.37 | 0.00 | 0.00 | 448,501.37 |
| '1235-2389-4191-0050 | IDE-19-OP-LP-004-A | 504,000.22 | 0.00 | 0.00 | 504,000.22 |

| | | | | | |
|----------------------|--------------------|--------------|------|------|--------------|
| '1235-2389-4191-0060 | IDE-19-OP-LP-004-B | 515,904.43 | 0.00 | 0.00 | 515,904.43 |
| '1235-2389-4191-0070 | IDE-19-OP-LP-005 | 493,400.13 | 0.00 | 0.00 | 493,400.13 |
| '1235-2389-4191-0080 | IDE-19-OP-LP-006-A | 714,725.82 | 0.00 | 0.00 | 714,725.82 |
| '1235-2389-4191-0090 | IDE-19-OP-LP-006-B | 1,021,108.89 | 0.00 | 0.00 | 1,021,108.89 |
| '1235-2389-4191-0100 | IDE-19-OP-LP-007-A | 1,027,789.05 | 0.00 | 0.00 | 1,027,789.05 |
| '1235-2389-4191-0110 | IDE-19-OP-LP-007-B | 489,524.26 | 0.00 | 0.00 | 489,524.26 |
| '1235-2389-4191-0120 | IDE-19-OP-LP-008 | 1,819,095.52 | 0.00 | 0.00 | 1,819,095.52 |
| '1235-2389-4191-0130 | IDE-19-OP-LP-009-A | 603,768.92 | 0.00 | 0.00 | 603,768.92 |
| '1235-2389-4191-0140 | IDE-19-OP-LP-009-B | 417,680.10 | 0.00 | 0.00 | 417,680.10 |
| '1235-2389-4191-0150 | IDE-19-OP-LP-009-C | 432,669.17 | 0.00 | 0.00 | 432,669.17 |
| '1235-2389-4191-0160 | IDE-19-OP-LP-010 | 721,528.01 | 0.00 | 0.00 | 721,528.01 |
| '1235-2389-4191-0170 | IDE-19-OP-LP-011-A | 842,364.76 | 0.00 | 0.00 | 842,364.76 |
| '1235-2389-4191-0180 | IDE-19-OP-LP-011-B | 483,545.68 | 0.00 | 0.00 | 483,545.68 |
| '1235-2389-4191-0190 | IDE-19-OP-LP-012 | 2,443,105.42 | 0.00 | 0.00 | 2,443,105.42 |
| '1235-2389-4191-0200 | IDE-19-OP-LP-013-A | 853,381.34 | 0.00 | 0.00 | 853,381.34 |
| '1235-2389-4191-0210 | IDE-19-OP-LP-13-B | 486,814.69 | 0.00 | 0.00 | 486,814.69 |
| '1235-2389-4191-0220 | IDE-19-OP-LP-014 | 1,151,409.57 | 0.00 | 0.00 | 1,151,409.57 |
| '1235-2389-4191-0230 | IDE-19-OP-LP-015-A | 983,309.30 | 0.00 | 0.00 | 983,309.30 |
| '1235-2389-4191-0240 | IDE-19-OP-LP-015-B | 1,881,474.29 | 0.00 | 0.00 | 1,881,474.29 |
| '1235-2389-4191-0250 | IDE-19-OP-LP-016 | 1,826,478.90 | 0.00 | 0.00 | 1,826,478.90 |
| '1235-2389-4191-0260 | IDE-19-OP-LP-017 | 527,986.34 | 0.00 | 0.00 | 527,986.34 |
| '1235-2389-4191-0270 | IDE-19-OP-LP-018-A | 929,728.23 | 0.00 | 0.00 | 929,728.23 |
| '1235-2389-4191-0280 | IDE-19-OP-LP-018-B | 1,439,506.10 | 0.00 | 0.00 | 1,439,506.10 |
| '1235-2389-4191-0290 | IDE-19-OP-LP-019 | 2,283,121.99 | 0.00 | 0.00 | 2,283,121.99 |
| '1235-2389-4191-0300 | IDE-19-OP-LP-020-A | 260,991.75 | 0.00 | 0.00 | 260,991.75 |
| '1235-2389-4191-0310 | IDE-19-OP-LP-020-B | 1,441,589.82 | 0.00 | 0.00 | 1,441,589.82 |
| '1235-2389-4191-0320 | IDE-19-OP-LP-021-A | 257,282.31 | 0.00 | 0.00 | 257,282.31 |
| '1235-2389-4191-0330 | IDE-19-OP-LP-021-B | 574,157.96 | 0.00 | 0.00 | 574,157.96 |
| '1235-2389-4191-0340 | IDE-19-OP-LP-022 | 1,709,606.10 | 0.00 | 0.00 | 1,709,606.10 |
| '1235-2389-4191-0350 | IDE-19-OP-LP-023-A | 556,374.72 | 0.00 | 0.00 | 556,374.72 |
| '1235-2389-4191-0360 | IDE-19-OP-LP-023-B | 557,553.18 | 0.00 | 0.00 | 557,553.18 |
| '1235-2389-4191-0370 | IDE-19-OP-LP-024-A | 441,719.81 | 0.00 | 0.00 | 441,719.81 |
| '1235-2389-4191-0380 | IDE-19-OP-LP-024-B | 929,347.26 | 0.00 | 0.00 | 929,347.26 |
| '1235-2389-4191-0390 | IDE-19-OP-LP-025 | 3,343,453.45 | 0.00 | 0.00 | 3,343,453.45 |
| '1235-2389-4191-0400 | IDE-19-OP-LP-026 | 1,202,804.16 | 0.00 | 0.00 | 1,202,804.16 |
| '1235-2389-4191-0410 | IDE-19-OP-LP-027 | 328,275.92 | 0.00 | 0.00 | 328,275.92 |
| '1235-2389-4191-0420 | IDE-19-OP-LP-028 | 3,885,405.48 | 0.00 | 0.00 | 3,885,405.48 |
| '1235-2389-4191-0430 | IDE-19-OP-LP-029 | 3,184,911.37 | 0.00 | 0.00 | 3,184,911.37 |
| '1235-2389-4191-0440 | IDE-19-OP-LP-030 | 3,954,141.85 | 0.00 | 0.00 | 3,954,141.85 |
| '1235-2389-4191-0450 | IDE-19-OP-LP-031 | 978,172.57 | 0.00 | 0.00 | 978,172.57 |
| '1235-2389-4191-0510 | IDE-19-OP-13P-001 | 1,891,487.65 | 0.00 | 0.00 | 1,891,487.65 |
| '1235-2389-4191-0520 | IDE-19-OP-LP-033-A | 479,015.76 | 0.00 | 0.00 | 479,015.76 |
| '1235-2389-4191-0530 | IDE-19-OP-LP-033-B | 1,398,724.61 | 0.00 | 0.00 | 1,398,724.61 |
| '1235-2389-4191-0540 | IDE-19-OP-LP-034 | 460,344.85 | 0.00 | 0.00 | 460,344.85 |
| '1235-2389-4191-0550 | IDE-19-OP-LP-035-A | 427,565.71 | 0.00 | 0.00 | 427,565.71 |
| '1235-2389-4191-0560 | IDE-19-OP-LP-035-B | 228,055.95 | 0.00 | 0.00 | 228,055.95 |
| '1235-2389-4191-0570 | IDE-19-OP-LP-036 | 447,245.03 | 0.00 | 0.00 | 447,245.03 |
| '1235-2389-4191-0580 | IDE-19-OP-LP-037 | 449,899.98 | 0.00 | 0.00 | 449,899.98 |
| '1235-2389-4191-0590 | IDE-19-OP-LP-039 | 976,851.49 | 0.00 | 0.00 | 976,851.49 |
| '1235-2389-4191-0600 | IDE-19-OP-LP-040 | 976,226.08 | 0.00 | 0.00 | 976,226.08 |
| '1235-2389-4191-0610 | IDE-19-OP-LP-041 | 1,490,106.80 | 0.00 | 0.00 | 1,490,106.80 |
| '1235-2389-4191-0620 | IDE-19-OP-LP-042 | 524,987.78 | 0.00 | 0.00 | 524,987.78 |
| '1235-2389-4191-0720 | IDE-19-OP-LP-062-A | 152,560.59 | 0.00 | 0.00 | 152,560.59 |
| '1235-2389-4191-0730 | IDE-19-OP-LP-052-B | 446,179.57 | 0.00 | 0.00 | 446,179.57 |
| '1235-2389-4191-0740 | IDE-19-OP-LP-053-A | 93,709.95 | 0.00 | 0.00 | 93,709.95 |
| '1235-2389-4191-0750 | IDE-19-OP-LP-053-B | 436,281.81 | 0.00 | 0.00 | 436,281.81 |

| | | | | | |
|---------------------|--------------------|--------------|------|------|--------------|
| 1235-2389-4191-0760 | IDE-19-OP-LP-054 | 704,076.70 | 0.00 | 0.00 | 704,076.70 |
| 1235-2389-4191-0770 | IDE-19-OP-LP-055-A | 253,085.00 | 0.00 | 0.00 | 253,085.00 |
| 1235-2389-4191-0780 | IDE-19-OP-LP-055-B | 241,480.98 | 0.00 | 0.00 | 241,480.98 |
| 1235-2389-4191-0790 | IDE-19-OP-LP-056 | 1,669,997.48 | 0.00 | 0.00 | 1,669,997.48 |
| 1235-2389-4191-0800 | IDE-19-OP-LP-057 | 834,856.62 | 0.00 | 0.00 | 834,856.62 |
| 1235-2389-4191-0810 | IDE-19-OP-LP-058-A | 282,426.53 | 0.00 | 0.00 | 282,426.53 |
| 1235-2389-4191-0820 | IDE-19-OP-LP-058-B | 139,600.34 | 0.00 | 0.00 | 139,600.34 |
| 1235-2389-4191-0830 | IDE-19-OP-LP-059 | 1,062,983.08 | 0.00 | 0.00 | 1,062,983.08 |
| 1235-2389-4191-0840 | IDE-19-OP-LP-060 | 797,795.75 | 0.00 | 0.00 | 797,795.75 |
| 1235-2389-4191-0850 | IDE-19-OP-LP-061-A | 232,966.01 | 0.00 | 0.00 | 232,966.01 |
| 1235-2389-4191-0860 | IDE-19-OP-LP-061-B | 229,953.71 | 0.00 | 0.00 | 229,953.71 |
| 1235-2389-4191-0870 | IDE-19-OP-LP-062-A | 265,460.51 | 0.00 | 0.00 | 265,460.51 |
| 1235-2389-4191-0880 | IDE-19-OP-LP-062-B | 609,928.39 | 0.00 | 0.00 | 609,928.39 |
| 1235-2389-4191-0890 | IDE-19-OP-LP-063-A | 325,346.52 | 0.00 | 0.00 | 325,346.52 |
| 1235-2389-4191-0900 | IDE-19-OP-LP-063-B | 746,587.15 | 0.00 | 0.00 | 746,587.15 |
| 1235-2389-4191-0910 | IDE-19-OP-LP-064-A | 269,008.08 | 0.00 | 0.00 | 269,008.08 |
| 1235-2389-4191-0920 | IDE-19-OP-LP-064-B | 659,753.18 | 0.00 | 0.00 | 659,753.18 |
| 1235-2389-4191-0930 | IDE-19-OP-LP-065-A | 140,071.55 | 0.00 | 0.00 | 140,071.55 |
| 1235-2389-4191-0940 | IDE-19-OP-LP-065-B | 639,707.09 | 0.00 | 0.00 | 639,707.09 |
| 1235-2389-4191-0950 | IDE-19-OP-LP-065-C | 137,456.32 | 0.00 | 0.00 | 137,456.32 |
| 1235-2389-4191-0960 | IDE-19-OP-LP-066-A | 304,938.37 | 0.00 | 0.00 | 304,938.37 |
| 1235-2389-4191-0970 | IDE-19-OP-LP-066-B | 344,335.96 | 0.00 | 0.00 | 344,335.96 |
| 1235-2389-4191-0980 | IDE-19-OP-LP-067 | 851,199.98 | 0.00 | 0.00 | 851,199.98 |
| 1235-2389-4191-0990 | IDE-19-OP-LP-068 | 1,149,959.01 | 0.00 | 0.00 | 1,149,959.01 |
| 1235-2389-4191-1000 | IDE-19-OP-LP-069-A | 196,734.09 | 0.00 | 0.00 | 196,734.09 |
| 1235-2389-4191-1010 | IDE-19-OP-LP-069-B | 365,935.85 | 0.00 | 0.00 | 365,935.85 |
| 1235-2389-4191-1020 | IDE-19-OP-LP-070-A | 299,977.13 | 0.00 | 0.00 | 299,977.13 |
| 1235-2389-4191-1030 | IDE-19-OP-LP-070-B | 299,932.00 | 0.00 | 0.00 | 299,932.00 |
| 1235-2389-4191-1040 | IDE-19-OP-LP-071 | 2,112,484.57 | 0.00 | 0.00 | 2,112,484.57 |
| 1235-2389-4191-1050 | IDE-19-OP-LP-072-A | 134,399.36 | 0.00 | 0.00 | 134,399.36 |
| 1235-2389-4191-1060 | IDE-19-OP-LP-072-B | 82,910.88 | 0.00 | 0.00 | 82,910.88 |
| 1235-2389-4191-1070 | IDE-19-OP-LP-072-C | 249,267.72 | 0.00 | 0.00 | 249,267.72 |
| 1235-2389-4191-1080 | IDE-19-OP-LP-072-D | 368,284.32 | 0.00 | 0.00 | 368,284.32 |
| 1235-2389-4191-1090 | IDE-19-OP-LP-073-A | 49,746.83 | 0.00 | 0.00 | 49,746.83 |
| 1235-2389-4191-1100 | IDE-19-OP-LP-073-B | 871,652.95 | 0.00 | 0.00 | 871,652.95 |
| 1235-2389-4191-1110 | IDE-19-OP-LP-074-A | 296,812.03 | 0.00 | 0.00 | 296,812.03 |
| 1235-2389-4191-1120 | IDE-19-OP-LP-074-B | 343,092.42 | 0.00 | 0.00 | 343,092.42 |
| 1235-2389-4191-1130 | IDE-19-OP-LP-074-C | 448,668.07 | 0.00 | 0.00 | 448,668.07 |
| 1235-2389-4191-1370 | IDE-19-OP-LP-088-A | 594,452.47 | 0.00 | 0.00 | 594,452.47 |
| 1235-2389-4191-1380 | IDE-19-OP-LP-088-B | 311,525.86 | 0.00 | 0.00 | 311,525.86 |
| 1235-2389-4191-1410 | IDE-19-OP-LP-088-A | 63,230.01 | 0.00 | 0.00 | 63,230.01 |
| 1235-2389-4191-1420 | IDE-19-OP-LP-088-B | 436,356.58 | 0.00 | 0.00 | 436,356.58 |
| 1235-2389-4191-1430 | IDE-19-OP-LP-088-C | 496,079.82 | 0.00 | 0.00 | 496,079.82 |
| 1235-2389-4191-1440 | IDE-19-OP-LP-089-A | 1,068,402.28 | 0.00 | 0.00 | 1,068,402.28 |
| 1235-2389-4191-1450 | IDE-19-OP-089-B | 237,035.01 | 0.00 | 0.00 | 237,035.01 |
| 1235-2389-4191-1460 | IDE-19-OP-LP-090-A | 553,599.70 | 0.00 | 0.00 | 553,599.70 |
| 1235-2389-4191-1470 | IDE-19-OP-LP-090-B | 671,030.45 | 0.00 | 0.00 | 671,030.45 |
| 1235-2389-4191-1480 | IDE-19-OP-LP-091-A | 321,995.09 | 0.00 | 0.00 | 321,995.09 |
| 1235-2389-4191-1490 | IDE-19-OP-LP-091-B | 564,982.84 | 0.00 | 0.00 | 564,982.84 |
| 1235-2389-4191-1500 | IDE-19-OP-LP-092 | 741,994.28 | 0.00 | 0.00 | 741,994.28 |
| 1235-2389-4191-1510 | IDE-19-OP-LP-038 | 1,947,840.21 | 0.00 | 0.00 | 1,947,840.21 |
| 1235-2389-4191-1520 | IDE-19-OP-13P-002 | 1,608,837.07 | 0.00 | 0.00 | 1,608,837.07 |
| 1235-2389-4191-1550 | IDE-19-OP-LP-096-A | 335,889.97 | 0.00 | 0.00 | 335,889.97 |
| 1235-2389-4191-1570 | IDE-19-OP-LP-096-B | 1,167,359.87 | 0.00 | 0.00 | 1,167,359.87 |
| 1235-2389-4191-1580 | IDE-19-OP-LP-097 | 1,534,315.28 | 0.00 | 0.00 | 1,534,315.28 |
| 1235-2389-4191-1590 | IDE-19-OP-LP-098-A | 149,999.99 | 0.00 | 0.00 | 149,999.99 |

| | | | | | |
|---------------------|---|---------------|--------------|------|---------------|
| 1235-2389-4191-1600 | IDE-19-OP-LP-098-B | 659,999.99 | 0.00 | 0.00 | 659,999.99 |
| 1235-2389-4191-1610 | IDE-19-OP-LP-098-A | 534,739.00 | 0.00 | 0.00 | 534,739.00 |
| 1235-2389-4191-1620 | IDE-19-OP-LP-099-B | 664,997.66 | 0.00 | 0.00 | 664,997.66 |
| 1235-2389-4191-1630 | IDE-19-OP-LP-100-A | 235,492.83 | 0.00 | 0.00 | 235,492.83 |
| 1235-2389-4191-1640 | IDE-19-OP-LP-100-B | 124,499.68 | 0.00 | 0.00 | 124,499.68 |
| 1235-2389-4191-1650 | IDE-19-OP-LP-101 | 1,079,978.00 | 0.00 | 0.00 | 1,079,978.00 |
| 1235-2389-4191-1670 | IDE-19-OP-LP-103-A | 853,196.46 | 0.00 | 0.00 | 853,196.46 |
| 1235-2389-4191-1680 | IDE-19-OP-LP-103-B | 1,059,752.18 | 0.00 | 0.00 | 1,059,752.18 |
| 1235-2389-4191-1790 | IDE-19-OP-DIRECTA-005 | 165,583.40 | 0.00 | 0.00 | 165,583.40 |
| 1235-2389-4191-1840 | IDE-19-OP-DIRECTA-010 | 397,015.47 | 0.00 | 0.00 | 397,015.47 |
| 1235-2389-4191-1890 | IDE-19-OP-DIRECTA-015 | 481,900.37 | 0.00 | 0.00 | 481,900.37 |
| 1235-2389-4191-2060 | IDE-19-OP-DIRECTA-030 | 980,294.35 | 0.00 | 0.00 | 980,294.35 |
| 1235-2389-4191-2070 | IDE-OP-DIRECTA-031 | 767,471.32 | 0.00 | 0.00 | 767,471.32 |
| 1235-2389-4191-2300 | IDE-19-OP-DIRECTA-035-A | 342,999.02 | 0.00 | 0.00 | 342,999.02 |
| 1235-2389-4191-2320 | IDE-19-OP-DIRECTA-035-C | 485,852.69 | 0.00 | 0.00 | 485,852.69 |
| 1235-2389-4191-2460 | IDE-19-OP-DIRECTA-037 | 317,328.17 | 0.00 | 0.00 | 317,328.17 |
| 1235-2403-2000-0000 | #4032 IDEFEY FAM Media Superior 2018 Santander | 3,434,151.21 | 0.00 | 0.00 | 3,434,151.21 |
| 1235-2403-2181-1130 | IDE-18-OP-DIRECTA-58 | 149,941.23 | 0.00 | 0.00 | 149,941.23 |
| 1235-2403-2182-0060 | IDE-18-OP-43P-002 | 672,074.90 | 0.00 | 0.00 | 672,074.90 |
| 1235-2403-2182-0090 | IDE-18-OP-43P-005 | 1,018,135.10 | 0.00 | 0.00 | 1,018,135.10 |
| 1235-2403-2182-0110 | IDE-18-OP-022 | 1,593,999.98 | 0.00 | 0.00 | 1,593,999.98 |
| 1235-2438-2000-0000 | #4382 Escuelas de Tiempo Completo 2018 Scotiabank | 1,716,626.21 | 0.00 | 0.00 | 1,716,626.21 |
| 1235-2438-2181-1220 | IDE-18-OP-DIRECTA-066 | 313,233.18 | 0.00 | 0.00 | 313,233.18 |
| 1235-2438-2181-1230 | IDE-18-OP-DIRECTA-067 | 121,422.14 | 0.00 | 0.00 | 121,422.14 |
| 1235-2438-2181-1240 | IDE-18-OP-DIRECTA-068 | 391,837.57 | 0.00 | 0.00 | 391,837.57 |
| 1235-2438-2181-1250 | IDE-18-OP-DIRECTA-69 | 382,735.71 | 0.00 | 0.00 | 382,735.71 |
| 1235-2438-2181-1260 | IDE-18-OP-DIRECTA-70 | 354,886.42 | 0.00 | 0.00 | 354,886.42 |
| 1235-2438-2181-1270 | IDE-18-OP-DIRECTA-71 | 152,511.19 | 0.00 | 0.00 | 152,511.19 |
| 1235-2466-1000-0000 | #4661 FISE 2019 | 353,446.86 | 0.00 | 0.00 | 353,446.86 |
| 1235-2466-1191-2080 | IDE-19-OP-DIRECTA-032 | 353,446.86 | 0.00 | 0.00 | 353,446.86 |
| 1235-2620-5000-0000 | #6205 INCAY | 5,414,717.01 | 2,222,708.20 | 0.00 | 7,637,425.21 |
| 1235-2620-5201-0820 | IDE-20-LP-ELE-082 | 5,414,717.01 | 2,222,708.20 | 0.00 | 7,637,425.21 |
| 1235-2699-0000-0000 | #6990 IDEFEY FAM Basica 2018 | 52,860,432.42 | 0.00 | 0.00 | 52,860,432.42 |
| 1235-2699-0181-0050 | IDE-18-OP-DIRECTA-17 | 442,048.29 | 0.00 | 0.00 | 442,048.29 |
| 1235-2699-0181-0090 | IDE-18-OP-DIRECTA-04 | 477,338.64 | 0.00 | 0.00 | 477,338.64 |
| 1235-2699-0181-0100 | IDE-18-OP-DIRECTA-11 | 461,600.04 | 0.00 | 0.00 | 461,600.04 |
| 1235-2699-0181-0120 | IDE-18-OP-DIRECTA-026 | 431,282.18 | 0.00 | 0.00 | 431,282.18 |
| 1235-2699-0181-0180 | IDE-18-OP-DIRECTA-052 | 508,502.58 | 0.00 | 0.00 | 508,502.58 |
| 1235-2699-0181-0260 | IDE-18-OP-DIRECTA-10 | 484,040.54 | 0.00 | 0.00 | 484,040.54 |
| 1235-2699-0181-0280 | IDE-18-OP-DIRECTA-27 | 461,592.55 | 0.00 | 0.00 | 461,592.55 |
| 1235-2699-0181-0320 | IDE-18-OP-DIRECTA-20 | 495,761.25 | 0.00 | 0.00 | 495,761.25 |
| 1235-2699-0181-0350 | IDE-18-OP-DIRECTA-23 | 497,994.36 | 0.00 | 0.00 | 497,994.36 |
| 1235-2699-0181-0360 | IDE-18-OP-002 | 8,139,359.35 | 0.00 | 0.00 | 8,139,359.35 |
| 1235-2699-0181-0365 | IDE-18-OP-DIRECTA-25 | 390,837.97 | 0.00 | 0.00 | 390,837.97 |
| 1235-2699-0181-0370 | IDE-18-OP-003 | 5,100,354.51 | 0.00 | 0.00 | 5,100,354.51 |
| 1235-2699-0181-0420 | IDE-18-OP-008 | 3,896,314.25 | 0.00 | 0.00 | 3,896,314.25 |
| 1235-2699-0181-0430 | IDE-18-OP-009 | 10,432,807.38 | 0.00 | 0.00 | 10,432,807.38 |
| 1235-2699-0181-0470 | IDE-18-OP-DIRECTA-31 | 502,559.63 | 0.00 | 0.00 | 502,559.63 |
| 1235-2699-0181-0500 | IDE-18-OP-DIRECTA-32 | 455,206.53 | 0.00 | 0.00 | 455,206.53 |
| 1235-2699-0181-0510 | IDE-18-OP-DIRECTA-040 | 499,961.01 | 0.00 | 0.00 | 499,961.01 |
| 1235-2699-0181-0520 | IDE-18-OP-DIRECTA-38 | 457,978.82 | 0.00 | 0.00 | 457,978.82 |
| 1235-2699-0181-0540 | IDE-18-OP-001 | 1,522,665.27 | 0.00 | 0.00 | 1,522,665.27 |
| 1235-2699-0181-0570 | IDE-18-OP-DIRECTA-34 | 447,958.94 | 0.00 | 0.00 | 447,958.94 |
| 1235-2699-0181-0635 | IDE-18-OP-DIRECTA-57 | 697,077.86 | 0.00 | 0.00 | 697,077.86 |
| 1235-2699-0181-0690 | IDE-18-OP-DIRECTA-44 | 502,972.87 | 0.00 | 0.00 | 502,972.87 |
| 1235-2699-0181-0710 | IDE-18-OP-013 | 1,039,811.64 | 0.00 | 0.00 | 1,039,811.64 |

| | | | | | |
|---------------------|--------------------------------------|---------------|---------------|--------------|---------------|
| 1235-2699-0181-0720 | IDE-18-OP-014 | 6,386,571.06 | 0.00 | 0.00 | 6,386,571.06 |
| 1235-2699-0181-0730 | IDE-18-OP-016 | 1,020,422.68 | 0.00 | 0.00 | 1,020,422.68 |
| 1235-2699-0181-0735 | IDE-18-OP-017 | 1,383,030.03 | 0.00 | 0.00 | 1,383,030.03 |
| 1235-2699-0181-0760 | IDE-18-OP-DIRECTA-45 | 449,087.86 | 0.00 | 0.00 | 449,087.86 |
| 1235-2699-0181-0770 | IDE-18-OP-018 | 834,937.47 | 0.00 | 0.00 | 834,937.47 |
| 1235-2699-0181-0830 | IDE-18-OP-DIRECTA-49 | 481,353.04 | 0.00 | 0.00 | 481,353.04 |
| 1235-2699-0181-0850 | IDE-18-OP-DIRECTA-51 | 471,022.72 | 0.00 | 0.00 | 471,022.72 |
| 1235-2699-0181-0900 | IDE-18-OP-DIRECTA-54 | 641,733.63 | 0.00 | 0.00 | 641,733.63 |
| 1235-2699-0181-0910 | IDE-18-OP-DIRECTA-55 | 1,207,717.79 | 0.00 | 0.00 | 1,207,717.79 |
| 1235-2699-0181-0915 | IDE-18-OP-DIRECTA-53 | 59,589.58 | 0.00 | 0.00 | 59,589.58 |
| 1235-2699-0181-0920 | IDE-18-OP-DIRECTA-56 | 481,162.79 | 0.00 | 0.00 | 481,162.79 |
| 1235-2699-0181-1160 | IDE-18-OP-DIRECTA-60 | 8,046.58 | 0.00 | 0.00 | 8,046.58 |
| 1235-2699-0184-0050 | IDE-18-OP-I3P-001 | 1,089,730.73 | 0.00 | 0.00 | 1,089,730.73 |
| 1235-2758-1000-0000 | #7581 APOFINEX no regularizable 2017 | 4,179,728.24 | 0.00 | 0.00 | 4,179,728.24 |
| 1235-2758-1182-0020 | LO-931037999-E10-2018 | 4,179,728.24 | 0.00 | 0.00 | 4,179,728.24 |
| 1235-2913-6000-0000 | #9136 Fam Basica 2020 | 23,518,172.05 | 17,106,742.88 | 1,201,973.85 | 39,422,941.09 |
| 1235-2913-6201-0020 | IDE-20-OP-DIRECTA-ELE-001 | 375,258.25 | 0.00 | 0.00 | 375,258.25 |
| 1235-2913-6201-0030 | IDE-20-OP-DIRECTA-ELE-002 | 468,582.22 | 0.00 | 0.00 | 468,582.22 |
| 1235-2913-6201-0040 | IDE-20-OP-DIRECTA-ELE-003 | 468,528.22 | 0.00 | 0.00 | 468,528.22 |
| 1235-2913-6201-0050 | IDE-20-OP-DIRECTA-ELE-004 | 346,999.02 | 0.00 | 0.00 | 346,999.02 |
| 1235-2913-6201-0060 | IDE-20-MANT-DIRECTA-006 | 484,621.06 | 0.00 | 484,621.06 | 0.00 |
| 1235-2913-6201-0070 | IDE-20-MANT-DIRECTA-007 | 717,352.79 | 0.00 | 717,352.79 | 0.00 |
| 1235-2913-6201-0080 | IDE-20-OP-LP-08 | 915,146.82 | 0.00 | 0.00 | 915,146.82 |
| 1235-2913-6201-0090 | IDE-20-OP-LP-009 | 469,580.16 | 332,286.20 | 0.00 | 801,856.36 |
| 1235-2913-6201-0100 | IDE-20-OP-LP-010 | 192,825.04 | 159,620.78 | 0.00 | 352,445.82 |
| 1235-2913-6201-0110 | IDE-20-OP-LP-011 | 1,055,368.73 | 30,050.38 | 0.00 | 1,085,419.11 |
| 1235-2913-6201-0120 | IDE-20-OP-LP-012 | 603,236.32 | 529,685.18 | 0.00 | 1,132,921.50 |
| 1235-2913-6201-0130 | IDE-20-OP-LP-013 | 0.00 | 535,028.99 | 0.00 | 535,028.99 |
| 1235-2913-6201-0140 | IDE-20-OP-LP-014 | 521,874.71 | 26,816.60 | 0.00 | 548,691.31 |
| 1235-2913-6201-0160 | IDE-20-OP-LP-016 | 504,229.30 | 0.00 | 0.00 | 504,229.30 |
| 1235-2913-6201-0170 | IDE-20-OP-LP-017 | 532,769.88 | 0.00 | 0.00 | 532,769.88 |
| 1235-2913-6201-0180 | IDE-20-OP-LP-018 | 432,904.38 | 94,741.68 | 0.00 | 527,646.06 |
| 1235-2913-6201-0190 | IDE-20-OP-LP-019 | 471,227.37 | 108,326.27 | 0.00 | 579,553.64 |
| 1235-2913-6201-0200 | IDE-20-OP-LP-020 | 168,171.73 | 358,122.84 | 0.00 | 524,294.57 |
| 1235-2913-6201-0210 | IDE-20-OP-LP-021 | 109,612.12 | 436,915.65 | 0.00 | 546,527.77 |
| 1235-2913-6201-0220 | IDE-20-OP-LP-022 | 496,920.61 | 80,910.49 | 0.00 | 577,831.10 |
| 1235-2913-6201-0230 | IDE-20-OP-LP-023 | 539,408.51 | 0.00 | 0.00 | 539,408.51 |
| 1235-2913-6201-0240 | IDE-20-OP-LP-024 | 430,419.34 | 40,550.15 | 0.00 | 470,969.49 |
| 1235-2913-6201-0250 | IDE-20-OP-LP-025 | 508,300.18 | 3,766.57 | 0.00 | 512,066.75 |
| 1235-2913-6201-0260 | IDE-20-OP-LP-026 | 442,201.75 | 0.00 | 0.00 | 442,201.75 |
| 1235-2913-6201-0270 | IDE-20-OP-LP-027 | 291,849.30 | 107,724.19 | 0.00 | 399,673.49 |
| 1235-2913-6201-0280 | IDE-20-OP-LP-028 | 415,017.20 | 0.00 | 0.00 | 415,017.20 |
| 1235-2913-6201-0290 | IDE-20-OP-LP-029 | 206,645.04 | 156,121.94 | 0.00 | 362,766.98 |
| 1235-2913-6201-0300 | IDE-20-OP-LP-030 | 451,083.50 | 66,294.60 | 0.00 | 517,378.10 |
| 1235-2913-6201-0310 | IDE-20-OP-LP-031 | 374,422.01 | 169,821.49 | 0.00 | 544,243.50 |
| 1235-2913-6201-0320 | IDE-20-OP-LP-032 | 208,563.59 | 137,739.30 | 0.00 | 346,302.89 |
| 1235-2913-6201-0330 | IDE-20-OP-LP-033 | 213,019.95 | 58,874.39 | 0.00 | 271,894.34 |
| 1235-2913-6201-0340 | IDE-20-OP-LP-034 | 358,202.88 | 177,752.80 | 0.00 | 535,955.68 |
| 1235-2913-6201-0350 | IDE-20-OP-LP-035 | 258,283.09 | 283,430.17 | 0.00 | 541,713.26 |
| 1235-2913-6201-0360 | IDE-20-OP-LP-036 | 316,888.65 | 243,955.88 | 0.00 | 560,844.53 |
| 1235-2913-6201-0370 | IDE-20-OP-LP-037 | 228,717.46 | 243,624.44 | 0.00 | 472,341.90 |
| 1235-2913-6201-0380 | IDE-20-OP-LP-038 | 215,866.50 | 298,391.64 | 0.00 | 514,258.14 |
| 1235-2913-6201-0390 | IDE-20-OP-LP-039 | 0.00 | 324,770.05 | 0.00 | 324,770.05 |
| 1235-2913-6201-0400 | IDE-20-OP-LP-040 | 0.00 | 303,311.03 | 0.00 | 303,311.03 |
| 1235-2913-6201-0410 | IDE-20-OP-LP-041 | 0.00 | 526,657.56 | 0.00 | 526,657.56 |
| 1235-2913-6201-0420 | IDE-20-OP-LP-042 | 416,420.80 | 0.00 | 0.00 | 416,420.80 |

| | | | | | |
|---------------------|-----------------------|------------|------------|------|------------|
| | | 0.00 | 517,115.65 | 0.00 | 517,115.65 |
| 1235-2913-6201-0430 | IDE-20-OP-LP-043 | | 0.00 | 0.00 | 976,254.25 |
| 1235-2913-6201-0440 | IDE-20-OP-DIRECTA-044 | 976,254.25 | | 0.00 | 200,180.92 |
| 1235-2913-6201-0460 | IDE-20-OP-DIRECTA-046 | 200,180.92 | | 0.00 | 742,814.87 |
| 1235-2913-6201-0470 | IDE-20-OP-LP-047 | 459,454.80 | 283,350.07 | 0.00 | 431,067.10 |
| 1235-2913-6201-0480 | IDE-20-OP-LP-048 | 431,067.10 | | 0.00 | 406,130.35 |
| 1235-2913-6201-0490 | IDE-20-OP-LP-049 | 406,130.35 | | 0.00 | 229,825.15 |
| 1235-2913-6201-0500 | IDE-20-OP-LP-050 | 229,825.15 | | 0.00 | 476,394.09 |
| 1235-2913-6201-0510 | IDE-20-OP-LP-051 | 155,059.63 | 321,334.46 | 0.00 | 211,957.84 |
| 1235-2913-6201-0520 | IDE-20-OP-LP-052 | 211,957.84 | | 0.00 | 177,128.28 |
| 1235-2913-6201-0530 | IDE-20-OP-LP-053 | 0.00 | 177,128.28 | 0.00 | 164,799.81 |
| 1235-2913-6201-0540 | IDE-20-OP-LP-054 | 0.00 | 164,799.81 | 0.00 | 310,732.50 |
| 1235-2913-6201-0550 | IDE-20-OP-LP-055 | 206,780.74 | 103,951.76 | 0.00 | 200,358.44 |
| 1235-2913-6201-0560 | IDE-20-OP-LP-056 | 200,358.44 | | 0.00 | 517,995.54 |
| 1235-2913-6201-0570 | IDE-20-OP-LP-057 | 370,961.93 | 147,033.61 | 0.00 | 468,953.52 |
| 1235-2913-6201-0580 | IDE-20-OP-LP-058 | 384,328.86 | 85,624.66 | 0.00 | 930,343.63 |
| 1235-2913-6201-0590 | IDE-20-OP-LP-059 | 0.00 | 930,343.63 | 0.00 | 380,229.60 |
| 1235-2913-6201-0600 | IDE-20-OP-LP-060 | 380,229.60 | | 0.00 | 181,364.16 |
| 1235-2913-6201-0610 | IDE-20-OP-LP-061 | 0.00 | 181,364.16 | 0.00 | 324,971.58 |
| 1235-2913-6201-0630 | IDE-20-OP-LP-063 | 227,619.22 | 86,952.36 | 0.00 | 194,662.84 |
| 1235-2913-6201-0640 | IDE-20-OP-LP-064 | 0.00 | 194,662.84 | 0.00 | 195,754.31 |
| 1235-2913-6201-0650 | IDE-20-OP-LP-065 | 0.00 | 195,754.31 | 0.00 | 289,231.06 |
| 1235-2913-6201-0660 | IDE-20-OP-LP-066 | 289,231.06 | | 0.00 | 217,859.11 |
| 1235-2913-6201-0670 | IDE-20-OP-LP-067 | 217,859.11 | | 0.00 | 242,358.71 |
| 1235-2913-6201-0680 | IDE-20-OP-LP-068 | 242,358.71 | | 0.00 | 116,800.33 |
| 1235-2913-6201-0690 | IDE-20-OP-LP-069 | 0.00 | 116,800.33 | 0.00 | 57,987.23 |
| 1235-2913-6201-0700 | IDE-20-OP-LP-070 | 57,987.23 | | 0.00 | 528,391.98 |
| 1235-2913-6201-0710 | IDE-20-OP-LP-071 | 253,603.15 | 274,788.83 | 0.00 | 920,361.41 |
| 1235-2913-6201-0720 | IDE-20-OP-LP-072 | 0.00 | 920,361.41 | 0.00 | 267,385.71 |
| 1235-2913-6201-0740 | IDE-20-OP-LP-074 | 162,559.94 | 104,825.77 | 0.00 | 850,024.50 |
| 1235-2913-6201-0750 | IDE-20-OP-LP-075 | 428,884.89 | 421,339.61 | 0.00 | 507,409.08 |
| 1235-2913-6201-0760 | IDE-20-OP-LP-076 | 244,774.59 | 262,634.49 | 0.00 | 92,559.34 |
| 1235-2913-6201-0770 | IDE-20-OP-LP-077 | 0.00 | 92,559.34 | 0.00 | 142,673.48 |
| 1235-2913-6201-0780 | IDE-20-OP-LP-078 | 0.00 | 142,673.48 | 0.00 | 234,208.76 |
| 1235-2913-6201-0790 | IDE-20-OP-LP-079 | 57,052.95 | 177,155.81 | 0.00 | 471,165.76 |
| 1235-2913-6201-0800 | IDE-20-OP-LP-080 | 254,944.34 | 216,221.42 | 0.00 | 223,331.41 |
| 1235-2913-6201-0840 | IDE-20-OP-LP-084 | 0.00 | 223,331.41 | 0.00 | 260,272.34 |
| 1235-2913-6201-0850 | IDE-20-OP-LP-085 | 0.00 | 260,272.34 | 0.00 | 212,455.67 |
| 1235-2913-6201-0860 | IDE-20-OP-LP-086 | 0.00 | 212,455.67 | 0.00 | 93,944.02 |
| 1235-2913-6201-0870 | IDE-20-OP-LP-087 | 0.00 | 93,944.02 | 0.00 | 221,569.57 |
| 1235-2913-6201-0880 | IDE-20-OP-LP-088 | 0.00 | 221,569.57 | 0.00 | 230,706.75 |
| 1235-2913-6201-0890 | IDE-20-OP-LP-089 | 0.00 | 230,706.75 | 0.00 | 179,744.03 |
| 1235-2913-6201-0910 | IDE-20-OP-LP-091 | 0.00 | 179,744.03 | 0.00 | 252,926.29 |
| 1235-2913-6201-0920 | IDE-20-OP-LP-092 | 0.00 | 252,926.29 | 0.00 | 320,542.90 |
| 1235-2913-6201-0940 | IDE-20-OP-LP-094 | 0.00 | 320,542.90 | 0.00 | 585,782.93 |
| 1235-2913-6201-0950 | IDE-20-OP-LP-095 | 0.00 | 585,782.93 | 0.00 | 246,149.03 |
| 1235-2913-6201-0960 | IDE-20-OP-LP-096 | 0.00 | 246,149.03 | 0.00 | 51,801.07 |
| 1235-2913-6201-0970 | IDE-20-OP-LP-097 | 0.00 | 51,801.07 | 0.00 | 86,377.94 |
| 1235-2913-6201-0980 | IDE-20-OP-LP-098 | 0.00 | 86,377.94 | 0.00 | 84,690.98 |
| 1235-2913-6201-0990 | IDE-20-OP-LP-099 | 0.00 | 84,690.98 | 0.00 | 207,350.51 |
| 1235-2913-6201-1010 | IDE-20-OP-LP-101 | 0.00 | 207,350.51 | 0.00 | 151,667.71 |
| 1235-2913-6201-1060 | IDE-20-OP-LQ-106 | 75,141.98 | 78,525.73 | 0.00 | 349,386.45 |
| 1235-2913-6201-1090 | IDE-20-OP-LP-109 | 0.00 | 349,386.45 | 0.00 | 101,865.58 |
| 1235-2913-6201-1100 | IDE-20-OP-LP-110 | 0.00 | 101,865.58 | 0.00 | 384,069.34 |
| 1235-2913-6201-1110 | IDE-20-OP-LP-111 | 0.00 | 384,069.34 | 0.00 | 206,716.11 |
| 1235-2913-6201-1111 | IDE-20-OP-LP-111 | 0.00 | 206,716.11 | 0.00 | 209,651.70 |
| 1235-2913-6201-1120 | IDE-20-OP-LP-112 | 0.00 | 209,651.70 | 0.00 | |

| | | | | | |
|----------------------|---|--------------|------------|-----------|--------------|
| '1235-2913-6201-1130 | IDE-20-OP-LP-113 | 0.00 | 474,814.44 | 0.00 | 474,814.44 |
| '1235-2913-6201-1150 | IDE-20-OP-LP-115 | 0.00 | 101,980.75 | 0.00 | 101,980.75 |
| '1235-2913-6201-3050 | IDE-20-OP-ISP-005 | 1,187,186.79 | 0.00 | 0.00 | 1,187,186.79 |
| '1240-0000-0000-0000 | Bienes Muebles | 6,342,866.51 | 0.00 | 0.00 | 6,342,866.51 |
| '1241-0000-0000-0000 | Mobiliario y Equipo de Administración | 4,227,573.76 | 0.00 | 0.00 | 4,227,573.76 |
| '1241-1000-0000-0000 | Muebles de Oficina y Estantería | 1,809,107.11 | 0.00 | 0.00 | 1,809,107.11 |
| '1241-3000-0000-0000 | Equipo de Cómputo y de Tecnologías de Inf | 1,352,855.06 | 0.00 | 0.00 | 1,352,855.06 |
| '1241-3000-0870-0000 | Equipo de Cómputo | 1,050,931.59 | 0.00 | 0.00 | 1,050,931.59 |
| '1241-9000-0000-0000 | Otros Mobiliarios y Equipos de Administración | 14,680.00 | 0.00 | 0.00 | 14,680.00 |
| '1244-0000-0000-0000 | Equipo de Transporte | 1,282,051.03 | 0.00 | 0.00 | 1,282,051.03 |
| '1244-1000-0000-0000 | Automóviles y Equipo Terrestre | 1,282,051.03 | 0.00 | 0.00 | 1,282,051.03 |
| '1246-0000-0000-0000 | Maquinaria, Otros Equipos y Herramientas | 833,241.72 | 0.00 | 0.00 | 833,241.72 |
| '1246-2000-0000-0000 | Maquinaria y Equipo Industrial | 53,496.57 | 0.00 | 0.00 | 53,496.57 |
| '1246-3000-0000-0000 | Maquinaria y Equipo de Construcción | 73,080.00 | 0.00 | 0.00 | 73,080.00 |
| '1246-4000-0000-0000 | Sistemas de Aire Acond, Calefacción y de Refrig Ind | 323,074.63 | 0.00 | 0.00 | 323,074.63 |
| '1246-4000-0870-0000 | Sistemas de Aire Acond | 64,358.00 | 0.00 | 0.00 | 64,358.00 |
| '1246-5000-0000-0000 | Equipo de Comunicación y Telecomunicación | 37,390.41 | 0.00 | 0.00 | 37,390.41 |
| '1246-7000-0000-0000 | Herramientas y Máquinas-Herramienta | 267,903.44 | 0.00 | 0.00 | 267,903.44 |
| '1246-9000-0000-0000 | Otros Equipos | 14,338.67 | 0.00 | 0.00 | 14,338.67 |
| '1250-0000-0000-0000 | Activos Intangibles | 590,616.09 | 0.00 | 0.00 | 590,616.09 |
| '1254-0000-0000-0000 | Licencias | 590,616.09 | 0.00 | 0.00 | 590,616.09 |
| '1254-1000-0000-0000 | Licencias Informáticas e Intelectuales | 590,616.09 | 0.00 | 0.00 | 590,616.09 |
| '1260-0000-0000-0000 | Depreciación, Deterioro y Amort Acum de Bienes | 5,422,251.47 | 700,492.32 | 69,587.23 | 4,791,346.38 |
| '1261-0000-0000-0000 | Depreciación Acumulada de Bienes Inmuebles | 642,510.56 | 576,838.32 | 7,959.03 | 71,631.27 |
| '1261-0001-2020-0000 | Depreciación Acumulada de Bienes Inmuebles | 642,510.56 | 576,838.32 | 7,959.03 | 71,631.27 |
| '1263-0000-0000-0000 | Depreciación Acumulada de Bienes Muebles | 4,299,804.69 | 0.00 | 53,270.01 | 4,353,074.70 |
| '1263-0001-2007-0000 | Depreciación acumulada de Mobiliario y Equipo 2007 | 6,718.61 | 0.00 | 0.00 | 6,718.61 |
| '1263-0001-2008-0000 | Depreciación acumulada de Mobiliario y Equipo 2008 | 114,354.31 | 0.00 | 0.00 | 114,354.31 |
| '1263-0001-2009-0000 | Depreciación acumulada de Mobiliario y Equipo 2009 | 3,533.67 | 0.00 | 0.00 | 3,533.67 |
| '1263-0001-2011-0000 | Depreciación acumulada de Mobiliario y Equipo 2011 | 8,723.23 | 0.00 | 0.00 | 8,723.23 |
| '1263-0001-2012-0000 | Depreciación acumulada de Mobiliario y Equipo 2012 | 74,669.40 | 0.00 | 0.00 | 74,669.40 |
| '1263-0001-2013-0000 | Depreciación acumulada de Mobiliario y Equipo 2013 | 169,623.38 | 0.00 | 0.00 | 169,623.38 |
| '1263-0001-2014-0000 | Depreciación acumulada de Mobiliario y Equipo 2014 | 143,427.31 | 0.00 | 0.00 | 143,427.31 |
| '1263-0001-2015-0000 | Depreciación acumulada de Mobiliario y Equipo 2014 | 165,790.30 | 0.00 | 0.00 | 165,790.30 |
| '1263-0001-2016-0000 | Depreciación acumulada de Mobiliario y Equipo 2016 | 166,037.58 | 0.00 | 0.00 | 166,037.58 |
| '1263-0001-2017-0000 | Depreciación acumulada de Mobiliario y Equipo 2017 | 166,179.23 | 0.00 | 0.00 | 166,179.23 |
| '1263-0001-2018-0000 | Depreciación acumulada de Mobiliario y Equipo 2018 | 147,053.87 | 0.00 | 0.00 | 147,053.87 |
| '1263-0001-2019-0000 | Depreciación acumulada de Mobiliario y Equipo 2019 | 143,623.26 | 0.00 | 0.00 | 143,623.26 |
| '1263-0001-2020-0000 | Depreciación acumulada de Mobiliario y Equipo 2020 | 113,859.89 | 0.00 | 12,708.18 | 126,568.07 |
| '1263-0002-2007-0000 | Depreciación acumulada de Herramienta y Maq 2007 | 6,781.14 | 0.00 | 0.00 | 6,781.14 |
| '1263-0002-2011-0000 | Depreciación acumulada de Herramienta y Maq 2011 | 6,553.90 | 0.00 | 0.00 | 6,553.90 |
| '1263-0002-2012-0000 | Depreciación acumulada de Herramienta y Maq 2012 | 27,947.81 | 0.00 | 0.00 | 27,947.81 |
| '1263-0002-2013-0000 | Depreciación acumulada de Herramienta y Maq 2013 | 36,949.87 | 0.00 | 0.00 | 36,949.87 |
| '1263-0002-2014-0000 | Depreciación acumulada de Herramienta y Maq 2014 | 11,075.49 | 0.00 | 0.00 | 11,075.49 |
| '1263-0002-2015-0000 | Depreciación herramienta y Maq 2015 | 14,930.96 | 0.00 | 0.00 | 14,930.96 |
| '1263-0002-2016-0000 | Depreciación herramienta y Maq 2016 | 14,529.09 | 0.00 | 0.00 | 14,529.09 |
| '1263-0002-2017-0000 | Depreciación herramienta y Maq 2017 | 16,397.79 | 0.00 | 0.00 | 16,397.79 |
| '1263-0002-2018-0000 | Depreciación herramienta y Maq 2018 | 15,301.27 | 0.00 | 0.00 | 15,301.27 |
| '1263-0002-2019-0000 | Depreciación herramienta y Maq 2019 | 16,074.98 | 0.00 | 0.00 | 16,074.98 |
| '1263-0002-2020-0000 | Depreciación herramienta y Maq 2020 | 17,101.92 | 0.00 | 2,137.74 | 19,239.66 |
| '1263-0003-2014-0000 | Depreciación acumulada de Equipo de Transmi 2014 | 6,714.98 | 0.00 | 0.00 | 6,714.98 |
| '1263-0003-2015-0000 | Depreciación acumulada de Equipo de Transmi 2015 | 1,520.81 | 0.00 | 0.00 | 1,520.81 |
| '1263-0003-2016-0000 | Depreciación acumulada de Equipo de Transmi 2016 | 1,540.74 | 0.00 | 0.00 | 1,540.74 |
| '1263-0003-2017-0000 | Depreciación acumulada de Equipo de Transmi 2017 | 1,749.54 | 0.00 | 0.00 | 1,749.54 |
| '1263-0003-2018-0000 | Depreciación acumulada de Equipo de Transmi 2018 | 1,749.54 | 0.00 | 0.00 | 1,749.54 |
| '1263-0003-2019-0000 | Depreciación acumulada de Equipo de Transmi 2019 | 1,563.47 | 0.00 | 0.00 | 1,563.47 |

| | | | | | |
|----------------------|--|------------|------------|-----------|------------|
| '1263-0003-2020-0000 | Depreciación acumulada de Equipo de Transmi 2020 | 430.00 | 0.00 | 53.75 | 483.75 |
| '1263-0004-2007-0000 | Depreciación acumulada de Equipo de Cómputo 2007 | 248,715.63 | 0.00 | 0.00 | 248,715.63 |
| '1263-0004-2008-0000 | Depreciación acumulada de Equipo de Cómputo 2008 | 26,722.66 | 0.00 | 0.00 | 26,722.66 |
| '1263-0004-2009-0000 | Depreciación acumulada de Equipo de Cómputo 2009 | 31,180.25 | 0.00 | 0.00 | 31,180.25 |
| '1263-0004-2010-0000 | Depreciación acumulada de Equipo de Cómputo 2010 | 4,191.40 | 0.00 | 0.00 | 4,191.40 |
| '1263-0004-2012-0000 | Depreciación acumulada de Equipo de Cómputo 2012 | 47,669.66 | 0.00 | 0.00 | 47,669.66 |
| '1263-0004-2013-0000 | Depreciación acumulada de Equipo de Cómputo 2013 | 106,631.31 | 0.00 | 0.00 | 106,631.31 |
| '1263-0004-2014-0000 | Depreciación acumulada de Equipo de Cómputo 2014 | 43,847.58 | 0.00 | 0.00 | 43,847.58 |
| '1263-0004-2015-0000 | Depreciación Acum de Equipo de Cómputo 2015 | 111,448.51 | 0.00 | 0.00 | 111,448.51 |
| '1263-0004-2016-0000 | Depreciación Acum de Equipo de Cómputo 2016 | 114,536.54 | 0.00 | 0.00 | 114,536.54 |
| '1263-0004-2017-0000 | Depreciación Acum de Equipo de Cómputo 2017 | 113,255.15 | 0.00 | 0.00 | 113,255.15 |
| '1263-0004-2018-0000 | Depreciación Acum de Equipo de Cómputo 2018 | 100,044.73 | 0.00 | 0.00 | 100,044.73 |
| '1263-0004-2019-0000 | Depreciación Acum de Equipo de Cómputo 2019 | 346,866.61 | 0.00 | 0.00 | 346,866.61 |
| '1263-0004-2020-0000 | Depreciación Acum de Equipo de Cómputo 2020 | 343,460.28 | 0.00 | 35,275.91 | 378,736.19 |
| '1263-0005-2014-0000 | Depreciación acum Otros Mob y Eq de Admon 2014 | 1,780.50 | 0.00 | 0.00 | 1,780.50 |
| '1263-0005-2015-0000 | Depreciación acum Otros Mob y Eq de Admon 2015 | 1,968.00 | 0.00 | 0.00 | 1,968.00 |
| '1263-0005-2016-0000 | Depreciación acum Otros Mob y Eq de Admon 2016 | 1,968.00 | 0.00 | 0.00 | 1,968.00 |
| '1263-0005-2017-0000 | Depreciación acum Otros Mob y Eq de Admon 2017 | 1,655.50 | 0.00 | 0.00 | 1,655.50 |
| '1263-0005-2018-0000 | Depreciación acum Otros Mob y Eq de Admon 2018 | 1,218.00 | 0.00 | 0.00 | 1,218.00 |
| '1263-0005-2019-0000 | Depreciación acum Otros Mob y Eq de Admon 2019 | 1,218.00 | 0.00 | 0.00 | 1,218.00 |
| '1263-0005-2020-0000 | Depreciación acum Otros Mob y Eq de Admon 2020 | 812.00 | 0.00 | 101.50 | 913.50 |
| '1263-0006-2014-0000 | Depreciación Acum Maq y Eq Industrial 2014 | 1,234.00 | 0.00 | 0.00 | 1,234.00 |
| '1263-0006-2015-0000 | Depreciación Acum Maq y Eq Industrial 2015 | 1,233.96 | 0.00 | 0.00 | 1,233.96 |
| '1263-0006-2016-0000 | Depreciación Acum Maq y Eq Industrial 2016 | 1,233.96 | 0.00 | 0.00 | 1,233.96 |
| '1263-0006-2017-0000 | Depreciación Acum Maq y Eq Industrial 2017 | 1,233.96 | 0.00 | 0.00 | 1,233.96 |
| '1263-0006-2018-0000 | Depreciación Acum Maq y Eq Industrial 2018 | 1,576.93 | 0.00 | 0.00 | 1,576.93 |
| '1263-0006-2019-0000 | Depreciación Acum Maq y Eq Industrial 2019 | 5,006.63 | 0.00 | 0.00 | 5,006.63 |
| '1263-0006-2020-0000 | Depreciación Acum Maq y Eq Industrial 2020 | 3,566.40 | 0.00 | 445.80 | 4,012.20 |
| '1263-0007-2014-0000 | Dep Acum Maq y Eq de Const 2014 | 7,308.00 | 0.00 | 0.00 | 7,308.00 |
| '1263-0007-2015-0000 | Depreciación Maq y Eq de Const 2015 | 7,308.00 | 0.00 | 0.00 | 7,308.00 |
| '1263-0007-2016-0000 | Depreciación Maq y Eq de Const 2016 | 7,308.00 | 0.00 | 0.00 | 7,308.00 |
| '1263-0007-2017-0000 | Depreciación Maq y Eq de Const 2017 | 7,308.00 | 0.00 | 0.00 | 7,308.00 |
| '1263-0007-2018-0000 | Depreciación Maq y Eq de Const 2018 | 7,308.00 | 0.00 | 0.00 | 7,308.00 |
| '1263-0007-2019-0000 | Depreciación Maq y Eq de Const 2019 | 7,650.97 | 0.00 | 0.00 | 7,650.97 |
| '1263-0007-2020-0000 | Depreciación Maq y Eq de Const 2020 | 2,466.91 | 0.00 | 0.00 | 2,466.91 |
| '1263-0008-2014-0000 | Depreciación Acum Sist de Aire Acond 2014 | 9,155.52 | 0.00 | 0.00 | 9,155.52 |
| '1263-0008-2015-0000 | Depreciación Acum Sist de Aire Acond 2015 | 12,725.67 | 0.00 | 0.00 | 12,725.67 |
| '1263-0008-2016-0000 | Depreciación Acum Sist de Aire Acond 2016 | 15,076.14 | 0.00 | 0.00 | 15,076.14 |
| '1263-0008-2017-0000 | Depreciación Acum Sist de Aire Acond 2017 | 21,600.22 | 0.00 | 0.00 | 21,600.22 |
| '1263-0008-2018-0000 | Depreciación Acum Sist de Aire Acond 2018 | 23,851.89 | 0.00 | 0.00 | 23,851.89 |
| '1263-0008-2019-0000 | Depreciación Acum Sist de Aire Acond 2019 | 25,457.35 | 0.00 | 0.00 | 25,457.35 |
| '1263-0008-2020-0000 | Depreciación Acum Sist de Aire Acond 2020 | 18,346.12 | 0.00 | 2,427.64 | 20,773.76 |
| '1263-0009-2014-0000 | Depreciación Acum Otros Equipos 2014 | 397.32 | 0.00 | 0.00 | 397.32 |
| '1263-0009-2015-0000 | Depreciación Acum Otros Equipos 2015 | 613.67 | 0.00 | 0.00 | 613.67 |
| '1263-0009-2016-0000 | Depreciación Acum Otros Equipos 2016 | 1,341.39 | 0.00 | 0.00 | 1,341.39 |
| '1263-0009-2017-0000 | Depreciación Acum Otros Equipos 2017 | 1,433.88 | 0.00 | 0.00 | 1,433.88 |
| '1263-0009-2018-0000 | Depreciación Acum Otros Equipos 2018 | 1,433.88 | 0.00 | 0.00 | 1,433.88 |
| '1263-0009-2019-0000 | Depreciación Acum Otros Equipos 2019 | 1,403.30 | 0.00 | 0.00 | 1,403.30 |
| '1263-0009-2020-0000 | Depreciación Acum Otros Equipos 2020 | 955.92 | 0.00 | 119.49 | 1,075.41 |
| '1263-0010-2008-0000 | Depreciación Acum Equipo de Transp 2008 | 687,094.84 | 0.00 | 0.00 | 687,094.84 |
| '1263-0010-2010-0000 | Depreciación Acum Equipo de Transp 2010 | 145,476.19 | 0.00 | 0.00 | 145,476.19 |
| '1263-0010-2015-0000 | Depreciación Acum Eq de Transp 2015 | 0.01 | 0.00 | 0.00 | 0.01 |
| '1263-0010-2016-0000 | Depreciación Acum Eq de Transp 2016 | 0.01 | 0.00 | 0.00 | 0.01 |
| '1265-0000-0000-0000 | Amortización Acumulada de Activos Intangibles | 479,936.22 | 121,654.00 | 8,358.19 | 366,840.41 |
| '1265-0001-2010-0000 | Amortización acumulada de Software 2010 | 3,060.56 | 0.00 | 0.00 | 3,060.56 |
| '1265-0001-2011-0000 | Amortización acumulada de Software 2011 | 1,879.20 | 0.00 | 0.00 | 1,879.20 |

| | | | | | |
|---------------------|---|------------|---------------|---------------|--------------|
| 2112-3000-0084-1516 | #1516 Remanentes Fam Basica 2019 | 188,708.51 | 188,708.51 | 0.00 | 0.00 |
| 2113-0000-0000-0000 | Contratistas por Obras públicas por Pagar CP | 305,229.61 | 25,076,849.19 | 29,742,019.30 | 4,970,399.72 |
| 2113-0041-0000-0000 | Mas Constructora SA de CV | -0.01 | 0.00 | 0.00 | -0.01 |
| 2113-0041-3894-0000 | #3894 Fam Basica 2019 | -0.01 | 0.00 | 0.00 | -0.01 |
| 2113-0060-0000-0000 | Constructora Luboro SA de CV | 0.01 | 0.00 | 0.00 | 0.01 |
| 2113-0060-1516-0000 | #1516 Remanentes Fam Basica 2019 | 0.01 | 0.00 | 0.00 | 0.01 |
| 2113-0073-0000-0000 | Emmanuel Enrique Hernandez Espinosa | 0.00 | 365,082.35 | 365,082.35 | 0.00 |
| 2113-0073-9136-0000 | #9136 Fam Basica 2020 | 0.00 | 365,082.35 | 365,082.35 | 0.00 |
| 2113-0085-0000-0000 | Jesus Armando Rivera Uc | 0.00 | 53,106.20 | 53,106.20 | 0.00 |
| 2113-0085-9136-0000 | #9136 Fam Basica 20 | 0.00 | 53,106.20 | 53,106.20 | 0.00 |
| 2113-0118-0000-0000 | Constructora Adlimper SA de CV | 0.00 | 386,450.85 | 386,450.85 | 0.00 |
| 2113-0118-9136-0000 | #9136 Fam Basica 20 | 0.00 | 386,450.85 | 386,450.85 | 0.00 |
| 2113-0120-0000-0000 | GE Construcciones, S.A.de C.V. | 0.01 | 0.00 | 0.00 | 0.01 |
| 2113-0120-1516-0000 | #1516 Remanentes Fam Basica 2019 | 0.01 | 0.00 | 0.00 | 0.01 |
| 2113-0127-0000-0000 | Constructores Unidos del Mayab SA de CV | 0.00 | 306,331.13 | 306,331.13 | 0.00 |
| 2113-0127-9136-0000 | #9136 Fam Basica 2020 | 0.00 | 306,331.13 | 306,331.13 | 0.00 |
| 2113-0131-0000-0000 | Constructora PCH SA de CV | 0.02 | 0.00 | 0.00 | 0.02 |
| 2113-0131-1516-0000 | #1516 Remanentes Fam Basica 2019 | 0.02 | 0.00 | 0.00 | 0.02 |
| 2113-0136-0000-0000 | Tunkas Construcciones SA de CV | 0.00 | 95,891.47 | 95,891.47 | 0.00 |
| 2113-0136-9136-0000 | #9136 Fam Basica 2020 | 0.00 | 95,891.47 | 95,891.47 | 0.00 |
| 2113-0155-0000-0000 | Grupo Constructor Oni, S.A.de C.V. | 0.00 | 72,138.93 | 72,138.93 | 0.00 |
| 2113-0155-9136-0000 | #9136 Fam Basica 2020 | 0.00 | 72,138.93 | 72,138.93 | 0.00 |
| 2113-0162-0000-0000 | Constructora Argon SA de CV | 0.01 | 0.00 | 281,993.16 | 281,993.17 |
| 2113-0162-3894-0000 | #3894 Fam Basica 2019 | 0.01 | 0.00 | 0.00 | 0.01 |
| 2113-0162-4001-0000 | #4001 Fam Media Superior 20 | 0.00 | 0.00 | 281,993.16 | 281,993.16 |
| 2113-0184-0000-0000 | Volta Promotora Eléctrica, S.A de C.V. | 0.00 | 3,828,148.26 | 3,828,148.26 | 0.00 |
| 2113-0184-3753-0000 | #3753 Fafel 2020 | 0.00 | 3,828,148.26 | 3,828,148.26 | 0.00 |
| 2113-0199-0000-0000 | Fernando Diaz Camillo | 0.00 | 519,389.87 | 519,389.87 | -0.31 |
| 2113-0199-9136-0000 | #9136 Fam Basica 2020 | 0.00 | 519,389.87 | 519,389.87 | -0.31 |
| 2113-0210-0000-0000 | Miguel Angel Navarrete Guevara | 0.00 | 300,258.28 | 300,258.28 | 0.00 |
| 2113-0210-9136-0000 | #9136 Fam Basica 2020 | 0.00 | 300,258.28 | 300,258.28 | 0.00 |
| 2113-0228-0000-0000 | Grupo Edeca SA de CV | 0.00 | 196,642.10 | 196,642.10 | 0.00 |
| 2113-0228-9136-0000 | #9136 Fam Basica 2020 | 0.00 | 196,642.10 | 196,642.10 | 0.00 |
| 2113-0232-0000-0000 | Alberto de Jesus Gomez Sulu | 0.00 | 306,834.27 | 306,834.27 | 0.00 |
| 2113-0232-9136-0000 | #9136 Fam Basica 2020 | 0.00 | 306,834.27 | 306,834.27 | 0.00 |
| 2113-0243-0000-0000 | Faustino A. Leon Canto | 0.00 | 358,188.98 | 358,188.98 | 0.00 |
| 2113-0243-9136-0000 | #9136 Fam Basica 2020 | 0.00 | 358,188.98 | 358,188.98 | 0.00 |
| 2113-0291-0000-0000 | Monty Construcciones S.A.de C.V. | 0.00 | 131,323.82 | 131,323.82 | 0.00 |
| 2113-0291-9136-0000 | #9136 Fam Basica 2020 | 0.00 | 131,323.82 | 131,323.82 | 0.00 |
| 2113-0298-0000-0000 | Antonio Escamilla Rodríguez | -0.01 | 229,503.75 | 229,503.75 | -0.01 |
| 2113-0298-1216-0000 | #1216 Escuelas Tiempo Completo 2019 | -0.01 | 0.00 | 0.00 | -0.01 |
| 2113-0298-9136-0000 | #9136 Fam Basica 2020 | 0.00 | 229,503.75 | 229,503.75 | 0.00 |
| 2113-0321-0000-0000 | Constructora Cubyc Peninsular SA de CV | 0.01 | 0.00 | 0.00 | 0.01 |
| 2113-0321-1516-0000 | #1516 Remanentes Fam Basica 2019 | 0.01 | 0.00 | 0.00 | 0.01 |
| 2113-0328-0000-0000 | Ingeniería Hidráulica del Caribe SA de CV | 0.01 | 0.00 | 0.00 | 0.01 |
| 2113-0328-3894-0000 | #3894 Fam Basica 2019 | 0.01 | 0.00 | 0.00 | 0.01 |
| 2113-0335-0000-0000 | Inmobiliaria Proyectos y Edificaciones SA de CV | 0.08 | 125,860.48 | 125,860.47 | 0.07 |
| 2113-0335-3894-0000 | #3894 Fam Basica 2019 | 0.08 | 0.00 | 0.00 | 0.08 |
| 2113-0335-9136-0000 | #9136 Fam Basica 2020 | 0.00 | 125,860.48 | 125,860.47 | -0.01 |
| 2113-0342-0000-0000 | Corporacion Constructora del Ste Mexicano | -0.01 | 0.00 | 0.00 | -0.01 |
| 2113-0342-1516-0000 | #1516 Rem Fam Basica 2019 | -0.01 | 0.00 | 0.00 | -0.01 |
| 2113-0362-0000-0000 | Desarrollo Prof. en Consl. Yucatan SA de CV | 0.00 | 99,567.59 | 99,567.59 | 0.00 |
| 2113-0362-9136-0000 | #9136 Fam Basica 2020 | 0.00 | 99,567.59 | 99,567.59 | 0.00 |
| 2113-0377-0000-0000 | Juan Bautista Moo Rodriguez | 0.01 | 0.00 | 0.00 | 0.01 |
| 2113-0377-1516-0000 | #1516 Remanente FAM BASICA 2019 Santander | 0.01 | 0.00 | 0.00 | 0.01 |
| 2113-0385-0000-0000 | MVCO Constructora e Inmobiliaria SA de CV | 0.00 | 435,866.61 | 435,866.61 | 0.00 |

| | | | | | | | |
|---------------------|--|------|------------|------------|------------|------|-------|
| 2113-0385-9136-0000 | #9136 Fm Basica 2020 | | 0.00 | 435,866.61 | 435,866.61 | | 0.00 |
| 2113-0387-0000-0000 | Edgar Alonso Bojorquez Uicab | | 0.00 | 137,274.56 | 137,274.56 | | 0.00 |
| 2113-0387-9136-0000 | #9136 Fam Basica 20 | | 0.00 | 137,274.56 | 137,274.56 | | 0.00 |
| 2113-0403-0000-0000 | REI Edificaciones del Sur S de RL de CV | | 0.00 | 159,350.27 | 159,350.27 | | 0.00 |
| 2113-0403-9136-0000 | #9136 Fam Basica 20 | | 0.00 | 159,350.27 | 159,350.27 | | 0.00 |
| 2113-0404-0000-0000 | Tomas Antonio Romano Yah | | 0.00 | 152,942.01 | 152,942.01 | | 0.00 |
| 2113-0404-1461-0000 | Expansión de la Educ. Inicial 2020 | | 0.00 | 152,942.01 | 152,942.01 | | 0.00 |
| 2113-0416-0000-0000 | Carpis SA de CV | | 0.00 | 237,286.31 | 237,286.31 | | 0.00 |
| 2113-0416-9136-0000 | #9136 Fam Basica 2020 | | 0.00 | 237,286.31 | 237,286.31 | | 0.00 |
| 2113-0431-0000-0000 | Heasten Construcción SA de CV | | 0.03 | 0.00 | 0.00 | | 0.03 |
| 2113-0431-1377-0000 | #1377 Fam Superior 2019 | | 0.03 | 0.00 | 0.00 | | 0.03 |
| 2113-0440-0000-0000 | Lider en construccion y supervison SA de SV | | 0.00 | 65,193.91 | 65,193.91 | | 0.00 |
| 2113-0440-9136-0000 | #9136 Fam Basica 20 | | 0.00 | 65,193.91 | 65,193.91 | | 0.00 |
| 2113-0449-0000-0000 | Diseños Arqu. y Construc. Civiles SA de CV | | 0.00 | 18,609.78 | 18,609.78 | | 0.00 |
| 2113-0449-9136-0000 | #9136 Fam Basica 2020 | | 0.00 | 18,609.78 | 18,609.78 | | 0.00 |
| 2113-0500-0000-0000 | Raul Fernando Navarrete Guevara | | 0.02 | 0.00 | 0.00 | | 0.02 |
| 2113-0500-6990-0000 | #6990 FAM BASICA 2018 | | 0.02 | 0.00 | 0.00 | | 0.02 |
| 2113-0510-0000-0000 | Comercializadora Camino, S.A. de C.V. | | -0.01 | 0.00 | 0.00 | | -0.01 |
| 2113-0510-3894-0000 | #3894 Fam Basica 2019 | | -0.01 | 0.00 | 0.00 | | -0.01 |
| 2113-0513-0000-0000 | Construcciones e Ingenieria Innovadora de Yuc SA d | | 0.00 | 143,453.85 | 143,453.85 | | 0.00 |
| 2113-0513-9136-0000 | #9136 Fam Basica 2020 | | 0.00 | 143,453.85 | 143,453.85 | | 0.00 |
| 2113-0523-0000-0000 | Eduardo Ahmed Diaz Escamilla | | -0.01 | 0.00 | 0.00 | | -0.01 |
| 2113-0523-1905-0000 | #1905 Expansion de la Educ Inicial 2019 | | -0.01 | 0.00 | 0.00 | | -0.01 |
| 2113-0529-0000-0000 | David Ancona Lopez | | 0.00 | 74,756.88 | 74,756.88 | | 0.00 |
| 2113-0529-9136-0000 | #9136 Fam Basica 2020 | | 0.00 | 74,756.88 | 74,756.88 | | 0.00 |
| 2113-0530-0000-0000 | Construcciones e Inmobiliaria del Srte P. SA de CV | | 0.00 | 145,491.05 | 145,491.05 | | 0.00 |
| 2113-0530-9136-0000 | #9136 Fam Basica 20 | 0.00 | | 145,491.05 | 145,491.05 | 0.00 | |
| 2113-0534-0000-0000 | PLANISUR SA de CV | | -0.01 | 72,745.47 | 72,745.47 | | -0.01 |
| 2113-0534-3894-0000 | #3894 Fam Basica 2019 | | -0.01 | 0.00 | 0.00 | | -0.01 |
| 2113-0534-9136-0000 | #9136 Fam Basica 2020 | | 0.00 | 72,745.47 | 72,745.47 | | 0.00 |
| 2113-0550-0000-0000 | Carlos Manuel Urbina Aguller | | 0.00 | 147,436.91 | 147,436.91 | | 0.00 |
| 2113-0550-9136-0000 | #9136 Fam Basica 20 | | 0.00 | 147,436.91 | 147,436.91 | | 0.00 |
| 2113-0556-0000-0000 | Consultores Asociados en Topografia SA de CV | | 188,935.44 | 219,689.73 | 30,754.29 | | 0.00 |
| 2113-0556-9136-0000 | #9136 Fam Basica 2020 | | 188,935.44 | 219,689.73 | 30,754.29 | | 0.00 |
| 2113-0575-0000-0000 | Proxima y Construcciones SA de CV | | -0.01 | 0.00 | 0.00 | | -0.01 |
| 2113-0575-3894-0000 | #3894 Fam Basica 2019 | | -0.01 | 0.00 | 0.00 | | -0.01 |
| 2113-0587-0000-0000 | Eugenia Pech Canul | | 0.20 | 0.00 | 0.00 | | 0.20 |
| 2113-0587-3894-0000 | #3894 Fam Basca 2019 | | 0.20 | 0.00 | 0.00 | | 0.20 |
| 2113-0590-0000-0000 | Grupo Inmobiliario APLA SA de CV | | 0.01 | 0.00 | 0.00 | | 0.01 |
| 2113-0590-3894-0000 | #3894 Fam Basica 2019 | | 0.01 | 0.00 | 0.00 | | 0.01 |
| 2113-0591-0000-0000 | Construcción y Proyectos Eléctricos Face S RL CV | | 0.01 | 0.00 | 0.00 | | 0.01 |
| 2113-0591-1516-0000 | #1516 Remanente FAM BASICA 2019 Santander | | 0.01 | 0.00 | 0.00 | | 0.01 |
| 2113-0592-0000-0000 | SIGRO Proyectos y Construcciones S de R.L de C.V | | 0.01 | 0.00 | 0.00 | | 0.01 |
| 2113-0592-1377-0000 | #1377 Fam Superior 2019 | | 0.01 | 0.00 | 0.00 | | 0.01 |
| 2113-0593-0000-0000 | DIPAMSA SA de CV | | -0.01 | 0.00 | 0.00 | | -0.01 |
| 2113-0593-1516-0000 | #1516 Remanentes Fam Basica 2019 | | -0.01 | 0.00 | 0.00 | | -0.01 |
| 2113-0595-0000-0000 | Construccion e Instalaciones del Sureste SA de CV | | -0.01 | 577,332.09 | 577,332.09 | | -0.01 |
| 2113-0595-3894-0000 | #3894 Fam Basica 2019 | | -0.01 | 0.00 | 0.00 | | -0.01 |
| 2113-0595-9136-0000 | #9136 Fam Basica 20 | | 0.00 | 577,332.09 | 577,332.09 | | 0.00 |
| 2113-0600-0000-0000 | Ignacio Vado Alonzo | | 0.00 | 341,373.42 | 341,373.42 | | 0.00 |
| 2113-0600-9136-0000 | #9136 Fam Basica 2020 | | 0.00 | 341,373.42 | 341,373.42 | | 0.00 |
| 2113-0601-0000-0000 | Arveral Diseño y Construcción S.C.P | | 0.01 | 476,994.66 | 476,994.66 | | 0.01 |
| 2113-0601-1166-0000 | #1166 Fam Media Superior 2019 | | 0.01 | 0.00 | 0.00 | | 0.01 |
| 2113-0601-9136-0000 | #9136 Fam Basica 2020 | | 0.00 | 476,994.66 | 476,994.66 | | 0.00 |
| 2113-0602-0000-0000 | Rafael Arcos Mendoza | | -0.12 | 0.00 | 0.00 | | -0.12 |
| 2113-0602-3894-0000 | #3894 Fam Basica 2019 | | -0.12 | 0.00 | 0.00 | | -0.12 |

| | | | | | |
|---------------------|--|------------|--------------|--------------|--------------|
| 2113-0603-0000-0000 | S&K Construcciones SA de CV | -0.01 | 0.00 | 0.00 | -0.01 |
| 2113-0603-1377-0000 | #1377 Fam Superior 2019 | -0.01 | 0.00 | 0.00 | -0.01 |
| 2113-0604-0000-0000 | Corporativo Peninsular Camino Real S.A de C.V | 0.01 | 0.00 | 0.00 | 0.01 |
| 2113-0604-1166-0000 | #1166 Fam Media Superior 2019 | 0.01 | 0.00 | 0.00 | 0.01 |
| 2113-0605-0000-0000 | Tellus Proyectos del Sureste S.A de C.V | -0.01 | 0.00 | 0.00 | -0.01 |
| 2113-0605-1377-0000 | #1377 Fam Superior 2019 | -0.01 | 0.00 | 0.00 | -0.01 |
| 2113-0608-0000-0000 | Jose Daniel Rubio Acevedo | 0.00 | 108,343.24 | 108,343.24 | 0.00 |
| 2113-0608-9136-0000 | #9136 Fam Basica 2020 | 0.00 | 108,343.24 | 108,343.24 | 0.00 |
| 2113-0609-0000-0000 | Carlos Manuel Ambrosio Sanchez | 0.01 | 0.00 | 0.00 | 0.01 |
| 2113-0609-3894-0000 | #3894 Fam Basica 2019 | 0.01 | 0.00 | 0.00 | 0.01 |
| 2113-0610-0000-0000 | Constructora Leijo, S.A. de C.V. | 0.00 | 267,456.60 | 267,456.60 | 0.00 |
| 2113-0610-9136-0000 | #9136 Fam Basica 2020 | 0.00 | 267,456.60 | 267,456.60 | 0.00 |
| 2113-0611-0000-0000 | Hidrosistemas de la Peninsula S.A de C.V. | -0.01 | 0.00 | 0.00 | -0.01 |
| 2113-0611-3894-0000 | #3894 Fam Basica 2019 | -0.01 | 0.00 | 0.00 | -0.01 |
| 2113-0613-0000-0000 | Costos Residenciales del Poniente SA de CV | -0.02 | 0.00 | 0.00 | -0.02 |
| 2113-0613-3894-0000 | #3894 Fam Basica 2019 | -0.02 | 0.00 | 0.00 | -0.02 |
| 2113-0615-0000-0000 | RC Construcción y Diseño S.A. de C.V. | 0.00 | 612,825.31 | 612,825.31 | 0.00 |
| 2113-0615-9136-0000 | #9136 Fam Basica 2020 | 0.00 | 612,825.31 | 612,825.31 | 0.00 |
| 2113-0616-0000-0000 | Miguel Angel Rodriguez Cardenas | -0.01 | 0.00 | 0.00 | -0.01 |
| 2113-0616-3894-0000 | #3894 Fam Basica 2019 | -0.01 | 0.00 | 0.00 | -0.01 |
| 2113-0617-0000-0000 | SMR Constructora SA de CV | 0.01 | 0.00 | 0.00 | 0.01 |
| 2113-0617-3894-0000 | #3894 Fam Basica 2019 | 0.01 | 0.00 | 0.00 | 0.01 |
| 2113-0618-0000-0000 | Teresta del Carmen Castillo Moo | -0.01 | 0.00 | 0.00 | -0.01 |
| 2113-0618-3894-0000 | #3894 Fam Basica 2019 | -0.01 | 0.00 | 0.00 | -0.01 |
| 2113-0621-0000-0000 | Ómar Escalante Ongay | 116,293.96 | 116,293.97 | 0.00 | -0.01 |
| 2113-0621-2472-0000 | #2472 FACTEN 19-20 | 116,293.97 | 116,293.97 | 0.00 | 0.00 |
| 2113-0621-3894-0000 | #3894 Fam Basica 2019 | -0.01 | 0.00 | 0.00 | -0.01 |
| 2113-0623-0000-0000 | Suprodec Construcciones SA de CV | 0.00 | 645,626.40 | 645,626.40 | 0.00 |
| 2113-0623-9136-0000 | #9136 Fam Basica 2020 | 0.00 | 645,626.40 | 645,626.40 | 0.00 |
| 2113-0625-0000-0000 | Operaciones Comerciales Valle Pacheco SA de CV | 0.01 | 0.00 | 0.00 | 0.01 |
| 2113-0625-1905-0000 | #1905 PROGRAMA EXP. DE LA EDUC. INICIAL | 0.01 | 0.00 | 0.00 | 0.01 |
| 2113-0628-0000-0000 | TANLAH Construcciones y Edificaciones S.A de C.V | -0.01 | 335,604.33 | 335,604.33 | -0.01 |
| 2113-0628-1516-0000 | #1516 Remanentes Fam Basica 2019 | -0.01 | 0.00 | 0.00 | -0.01 |
| 2113-0628-9136-0000 | #9136 Fam Basica 2020 | 0.00 | 335,604.33 | 335,604.33 | 0.00 |
| 2113-0631-0000-0000 | Luis Alberto Cano y Poot | 0.01 | 0.00 | 0.00 | 0.01 |
| 2113-0631-3894-0000 | #3894 Fam Basica 2019 | 0.01 | 0.00 | 0.00 | 0.01 |
| 2113-0634-0000-0000 | Infraestructura CER S.A. de C.V. | 0.00 | 1,542,482.84 | 2,937,310.37 | 1,394,827.53 |
| 2113-0634-3986-0000 | #3986 Rem Fam Basica 20 | 0.00 | 0.00 | 1,394,827.53 | 1,394,827.53 |
| 2113-0634-6205-0000 | #6205 INCAY 2020 | 0.00 | 1,542,482.84 | 1,542,482.84 | 0.00 |
| 2113-0635-0000-0000 | Rosor Servicios y Proyectos S.A de C.V | 0.00 | 60,944.91 | 60,944.91 | 0.00 |
| 2113-0635-9136-0000 | #9136 Fam Basica 20 | 0.00 | 60,944.91 | 60,944.91 | 0.00 |
| 2113-0648-0000-0000 | Jaime Jesus Cabrera Villanueva | 0.00 | 65,642.60 | 65,642.60 | 0.00 |
| 2113-0648-9136-0000 | #9136 Fam Basica 2020 | 0.00 | 65,642.60 | 65,642.60 | 0.00 |
| 2113-0650-0000-0000 | Jose Luis Albormoz Gongora | 0.00 | 738,874.92 | 738,874.92 | 0.00 |
| 2113-0650-9136-0000 | #9136 Fam Basica 2020 | 0.00 | 738,874.92 | 738,874.92 | 0.00 |
| 2113-0651-0000-0000 | Corporativo de Ingenieria Civil e Instalaciones SA | 0.00 | 5,986.31 | 5,986.31 | 0.00 |
| 2113-0651-9136-0000 | #9136 Fam Basica 2020 | 0.00 | 5,986.31 | 5,986.31 | 0.00 |
| 2113-0655-0000-0000 | Jenner Flores Oropeza | 0.00 | 200,456.80 | 200,456.80 | 0.00 |
| 2113-0655-9136-0000 | #9136 Fam Basica | 0.00 | 200,456.80 | 200,456.80 | 0.00 |
| 2113-0656-0000-0000 | Karie Jezmin Cardozo Urba | 0.00 | 130,588.20 | 130,588.20 | 0.00 |
| 2113-0656-9136-0000 | #9136 Fam Basica 2020 | 0.00 | 130,588.20 | 130,588.20 | 0.00 |
| 2113-0657-0000-0000 | Operadora Sanchez Gutierrez S.A de C.V | 0.00 | 180,065.88 | 180,065.88 | 0.00 |
| 2113-0657-9136-0000 | #9136 Fam Basica 2020 | 0.00 | 180,065.88 | 180,065.88 | 0.00 |
| 2113-0659-0000-0000 | Edificaciones y Pavimentaciones Tuza del Sur SA de | 0.00 | 59,420.55 | 59,420.55 | 0.00 |
| 2113-0659-9136-0000 | #9136 Fam Basica 2020 | 0.00 | 59,420.55 | 59,420.55 | 0.00 |
| 2113-0659-0000-0000 | Mirza Elizabeth Perez Melos | 0.00 | 222,995.04 | 222,995.04 | 0.00 |

| | | | | | |
|---------------------|---|--------------|--------------|--------------|--------------|
| 2113-0659-9136-0000 | #9136 Fam Basica 2020 | 0.00 | 222,995.04 | 222,995.04 | 0.00 |
| 2113-0660-0000-0000 | Beatriz Amendola Martinez | 0.00 | 429,041.48 | 429,041.48 | 0.00 |
| 2113-0660-9136-0000 | #9136 Fam Basica 2020 | 0.00 | 429,041.48 | 429,041.48 | 0.00 |
| 2113-0661-0000-0000 | Corporativo MN de Infraestructura y Des. SA de CV | 0.00 | 185,845.87 | 185,845.87 | 0.00 |
| 2113-0661-9136-0000 | #9136 Fam Basica 2020 | 0.00 | 185,845.87 | 185,845.87 | 0.00 |
| 2113-0662-0000-0000 | Construcciones Bienes Reices Tello Salazar SA de C | 0.00 | 638,699.09 | 638,699.09 | 0.00 |
| 2113-0662-9136-0000 | #9136 Fam Basica 2020 | 0.00 | 638,699.09 | 638,699.09 | 0.00 |
| 2113-0664-0000-0000 | Ordico S.A de C.V | 0.00 | 452,952.72 | 452,952.70 | -0.02 |
| 2113-0664-9136-0000 | #9136 Fam Basica 2020 | 0.00 | 452,952.72 | 452,952.70 | -0.02 |
| 2113-0665-0000-0000 | Pisos Estampados del Mayab S.A de C.V | 0.00 | 334,983.85 | 334,983.85 | 0.00 |
| 2113-0665-9136-0000 | #9136 Fam Basica 2020 | 0.00 | 334,983.85 | 334,983.85 | 0.00 |
| 2113-0666-0000-0000 | Eleva Constructora de Yucatan S.A de C.V | 0.00 | 562,342.82 | 562,342.82 | 0.00 |
| 2113-0666-1461-0000 | #1461 EXP DE LA EDUC INICIAL 2020 | 0.00 | 305,278.98 | 305,278.98 | 0.00 |
| 2113-0666-9136-0000 | #9136 Fam Basica 2020 | 0.00 | 257,063.84 | 257,063.84 | 0.00 |
| 2113-0671-0000-0000 | Carlo Francisco Rodriguez Polanco | 0.00 | 222,445.72 | 222,445.72 | 0.00 |
| 2113-0671-9136-0000 | #9136 Fam Basica 20 | 0.00 | 222,445.72 | 222,445.72 | 0.00 |
| 2113-0673-0000-0000 | Desarrolladora Quilu S.A de C.V | 0.00 | 329,504.85 | 329,504.85 | 0.00 |
| 2113-0673-9136-0000 | #9136 Fam Basica 20 | 0.00 | 329,504.85 | 329,504.85 | 0.00 |
| 2113-0674-0000-0000 | Arquitectos Constructora S.A de C.V | 0.00 | 129,463.81 | 129,463.81 | 0.00 |
| 2113-0674-9136-0000 | #9136 Fam Basica 20 | 0.00 | 129,463.81 | 129,463.81 | 0.00 |
| 2113-0675-0000-0000 | Leydi Elizabeth Valdez Rivero | 0.00 | 271,180.08 | 271,180.08 | 0.00 |
| 2113-0675-9136-0000 | #9136 Fam Basica 20 | 0.00 | 271,180.08 | 271,180.08 | 0.00 |
| 2113-0678-0000-0000 | Diseños y Proyec. en Obras Pub. del Srte. S de RL | 0.00 | 153,761.63 | 153,761.63 | 0.00 |
| 2113-0678-9136-0000 | #9136 Fam Basica 20 | 0.00 | 153,761.63 | 153,761.63 | 0.00 |
| 2113-0679-0000-0000 | Insumos y Servicios Peninsulares S.A de C.V | 0.00 | 237,368.40 | 237,368.40 | 0.00 |
| 2113-0679-9136-0000 | #9136 Fam Basica 20 | 0.00 | 237,368.40 | 237,368.40 | 0.00 |
| 2113-0680-0000-0000 | Juan Carlos Fuentes May | 0.00 | 107,528.69 | 107,528.69 | 0.00 |
| 2113-0680-3753-0000 | Fafaf 2020 | 0.00 | 107,528.69 | 107,528.69 | 0.00 |
| 2113-0681-0000-0000 | MK2 Grupo Constructor S. de RL de C.V | 0.00 | 85,404.64 | 85,404.64 | 0.00 |
| 2113-0681-9136-0000 | #9136 Fam Basica 2020 | 0.00 | 85,404.64 | 85,404.64 | 0.00 |
| 2113-0682-0000-0000 | Edificaciones Sustentables Peninsular S de RL de CV | 0.00 | 4,679,334.61 | 4,679,334.61 | 0.00 |
| 2113-0682-1093-0000 | #1093 Fam Superior 2020 | 0.00 | 4,679,334.61 | 4,679,334.61 | 0.00 |
| 2113-0683-0000-0000 | CHPTE Constructora S.A de C.V | 0.00 | 182,866.88 | 182,866.88 | 0.00 |
| 2113-0683-9136-0000 | #9136 Fam Basica 2020 | 0.00 | 182,866.88 | 182,866.88 | 0.00 |
| 2113-0684-0000-0000 | Enrique Palma Morales | 0.00 | 0.00 | 362,978.99 | 362,978.99 |
| 2113-0684-9136-0000 | #9136 Fam Basica 20 | 0.00 | 0.00 | 362,978.99 | 362,978.99 |
| 2113-0685-0000-0000 | Diseño y Obras Civiles Merca S de RL de CV | 0.00 | 0.00 | 2,081,862.51 | 2,081,862.51 |
| 2113-0685-3986-0000 | #3986 Rem Fam Basica 20 | 0.00 | 0.00 | 2,081,862.51 | 2,081,862.51 |
| 2113-0685-0000-0000 | Roger Armando Aguilar Fernandez | 0.00 | 0.00 | 848,737.67 | 848,737.67 |
| 2113-0686-4001-0000 | #4001 Fam Media Superior 20 | 0.00 | 0.00 | 848,737.67 | 848,737.67 |
| 2117-0000-0000-0000 | Retenciones y Contribuciones por Pagar a CP | 1,731,026.96 | 1,034,400.63 | 869,124.52 | 1,565,750.65 |
| 2117-0001-0000-0000 | I.S.P.T. | 285,927.34 | 307,525.00 | 241,540.87 | 219,943.21 |
| 2117-0001-1000-0000 | I.S.P.T Sueldos Base | 285,928.22 | 307,525.00 | 241,540.87 | 219,944.09 |
| 2117-0001-2000-0000 | ISPT Asimilables | -0.88 | 0.00 | 0.00 | -0.88 |
| 2117-0002-0000-0000 | 10% ISR Retenido | 0.41 | 0.00 | 0.00 | 0.41 |
| 2117-0002-6078-0000 | #6078 Participaciones Federales 2020 | 0.06 | 0.00 | 0.00 | 0.06 |
| 2117-0002-8756-0000 | #38756 Glo Corriente Bmex | 0.35 | 0.00 | 0.00 | 0.35 |
| 2117-0006-0000-0000 | Cuotas Isstey | 178,149.47 | 357,167.75 | 357,513.99 | 178,495.71 |
| 2117-0006-0008-0000 | 8% Cuotas Empleados | 66,171.39 | 131,703.69 | 131,179.15 | 65,846.85 |
| 2117-0006-0012-0000 | 13.75% Cuota Patronal | 111,978.08 | 225,464.06 | 226,334.84 | 112,348.86 |
| 2117-0008-0000-0000 | Fonacot | 590.47 | 589.94 | 0.00 | 0.53 |
| 2117-0008-0091-0000 | Lina Valeria Trejo Quintal | 529.62 | 529.39 | 0.00 | 0.53 |
| 2117-0008-0288-0000 | Oswaldo Javier Sosa Basulto | 60.55 | 60.55 | 0.00 | 0.00 |
| 2117-0009-0000-0000 | Prestamos ISSTEY | 36,816.77 | 74,491.06 | 74,995.51 | 37,321.22 |
| 2117-0009-0601-0000 | Dir. General | -327.62 | 0.00 | 0.00 | -327.62 |
| 2117-0009-0602-0000 | Dir. Administración | 26,144.80 | 43,823.60 | 43,886.39 | 26,207.59 |

| | | | | | |
|---------------------|---|--------------|------------|-----------|------------|
| 2117-0009-0603-0000 | Dir. Construcción | 2,818.25 | 16,621.00 | 16,475.16 | 2,672.41 |
| 2117-0009-0604-0000 | Dir. Proyectos | 1,725.76 | 4,879.66 | 4,879.66 | 1,725.76 |
| 2117-0009-0605-0000 | Dir. Control y Normalidad | 3,394.34 | 2,311.14 | 2,311.14 | 3,394.34 |
| 2117-0009-0607-0000 | Dir. Electrificación y Electricidad | 3,061.24 | 6,855.68 | 7,443.16 | 3,649.74 |
| 2117-0010-0000-0000 | penalizaciones | 1,037,176.06 | 133,521.60 | 36,317.81 | 939,972.27 |
| 2117-0010-0039-0000 | Suministros y Mtos Integrales SA CV | 20,380.48 | 0.00 | 0.00 | 20,380.48 |
| 2117-0010-0039-2321 | #2321 Fam Potenciado | 20,380.48 | 0.00 | 0.00 | 20,380.48 |
| 2117-0010-0060-0000 | Construtora Luboro S.A.de C.V. | 25,711.67 | 0.00 | 0.00 | 25,711.67 |
| 2117-0010-0060-3894 | #3894 Fam Basica 2019 Santander | 13,895.00 | 0.00 | 0.00 | 13,895.00 |
| 2117-0010-3894-0000 | #3894 Fam Basica 2019 | 11,816.67 | 0.00 | 0.00 | 11,816.67 |
| 2117-0010-0065-0000 | Corporativo OCE del Ste SA de CV | 8,512.53 | 0.00 | 0.00 | 8,512.53 |
| 2117-0010-0065-2321 | 2321 FAM POTENCIADO | 8,512.53 | 0.00 | 0.00 | 8,512.53 |
| 2117-0010-0093-0000 | Gabriel Gerardo de J. Lara Herrera | 954.77 | 0.00 | 0.00 | 954.77 |
| 2117-0010-0093-1516 | #1516 Remanente FAM BASICA 2019 Santander | 954.77 | 0.00 | 0.00 | 954.77 |
| 2117-0010-0094-0000 | Maxiconstructora Hidraulica y Mantto Integral S | 226,523.46 | 129,104.53 | 0.00 | 97,418.93 |
| 2117-0010-0094-2321 | #2321 Fam Potenciado Santander | 129,104.53 | 129,104.53 | 0.00 | 0.00 |
| 2117-0010-0094-6990 | #6990 IDEFEY FAM Basica 2018 | 97,418.93 | 0.00 | 0.00 | 97,418.93 |
| 2117-0010-0117-0000 | Edificaciones del Mayab, S.A. de C.V. | 14,140.33 | 0.00 | 0.00 | 14,140.33 |
| 2117-0010-0117-2321 | 2321 FAM POTENCIADO | 14,140.33 | 0.00 | 0.00 | 14,140.33 |
| 2117-0010-0131-0000 | Constructora PCR S.A.de C.V. | 887.91 | 0.00 | 0.00 | 887.91 |
| 2117-0010-0131-1516 | #1516 Remanente FAM BASICA 2019 Santander | 887.91 | 0.00 | 0.00 | 887.91 |
| 2117-0010-0147-0000 | Grupo Waga S.A. de C.V. | 3,178.92 | 0.00 | 0.00 | 3,178.92 |
| 2117-0010-0147-3376 | #3376 Fafef 2015 Santander | 3,178.92 | 0.00 | 0.00 | 3,178.92 |
| 2117-0010-0153-0000 | José Asunción Castro Encalada | 25,722.55 | 0.00 | 0.00 | 25,722.55 |
| 2117-0010-0153-2321 | 2321 fam potenciado | 25,722.55 | 0.00 | 0.00 | 25,722.55 |
| 2117-0010-0160-0000 | Promotora y Comercializadora de Bienes Raices | 73,905.54 | 0.00 | 0.00 | 73,905.54 |
| 2117-0010-0160-2321 | #2321 IDEFEY Fam Potenciado 2015 Santander | 6,573.68 | 0.00 | 0.00 | 6,573.68 |
| 2117-0010-0160-6143 | #6143 Fam Basica 2015 Santander | 13,770.59 | 0.00 | 0.00 | 13,770.59 |
| 2117-0010-0160-8410 | #8410 Fafef 2014 Scotiabank | 53,561.27 | 0.00 | 0.00 | 53,561.27 |
| 2117-0010-0162-0000 | Constructora Argon SA de CV | 16,674.65 | 0.00 | 0.00 | 16,674.65 |
| 2117-0010-0162-2321 | #2321 Fam Potenciado | 504.74 | 0.00 | 0.00 | 504.74 |
| 2117-0010-0162-3894 | #3894 Fam Basica 2019 Santander | 16,169.91 | 0.00 | 0.00 | 16,169.91 |
| 2117-0010-0177-0000 | Construcciones y Negocios del Golfo SA de CV | 2,258.55 | 0.00 | 0.00 | 2,258.55 |
| 2117-0010-0177-2321 | 2321 fam potenciado | 2,258.55 | 0.00 | 0.00 | 2,258.55 |
| 2117-0010-0182-0000 | Construcciones Milenium del Sureste SA de CV | 557.48 | 0.00 | 0.00 | 557.48 |
| 2117-0010-0182-6143 | #6143 Fam Basica 2015 Santander | 557.48 | 0.00 | 0.00 | 557.48 |
| 2117-0010-0188-0000 | José Jesús Lizama Lizama | 224.45 | 0.00 | 0.00 | 224.45 |
| 2117-0010-0188-6143 | #6143 Fam Basica 2015 Santander | 224.45 | 0.00 | 0.00 | 224.45 |
| 2117-0010-0189-0000 | Fernando Diez Carrillo | 4,007.21 | 0.00 | 4,432.75 | 8,439.96 |
| 2117-0010-0199-9136 | #9136 Fam Basica 2020 | 4,007.21 | 0.00 | 4,432.75 | 8,439.96 |
| 2117-0010-0214-0000 | Siurus Constructora S de RL de CV | 8,554.60 | 0.00 | 0.00 | 8,554.60 |
| 2117-0010-0214-2321 | #2321 Fam Potenciado | 8,554.60 | 0.00 | 0.00 | 8,554.60 |
| 2117-0010-0229-0000 | Grupo adeca SA de CV | 20,912.40 | 0.00 | 0.00 | 20,912.40 |
| 2117-0010-0229-3894 | #3894 Fam Basica 2019 Santander | 20,912.40 | 0.00 | 0.00 | 20,912.40 |
| 2117-0010-0232-0000 | Alberto de Jesús Gomez Sulu | 1,987.53 | 1,944.76 | 0.00 | 42.77 |
| 2117-0010-0232-9136 | #9136 Fam Basica 2020 | 1,987.53 | 1,944.76 | 0.00 | 42.77 |
| 2117-0010-0233-0000 | Distribuidora Tanlah SA de CV | 651.69 | 0.00 | 0.00 | 651.69 |
| 2117-0010-0233-6990 | #6990 IDEFEY FAM Basica 2018 | 651.69 | 0.00 | 0.00 | 651.69 |
| 2117-0010-0241-0000 | Construccion y Supervisión VAVEL SA de CV | 751.16 | 0.00 | 0.00 | 751.16 |
| 2117-0010-0241-2321 | #2321 Fam Potenciado | 751.16 | 0.00 | 0.00 | 751.16 |
| 2117-0010-0272-0000 | Consercto Peninsular SA de CV | 14,474.98 | 0.00 | 0.00 | 14,474.98 |
| 2117-0010-0272-2321 | 2321 ESCUELAS AL OIEN | 901.48 | 0.00 | 0.00 | 901.48 |
| 2117-0010-0272-3376 | #3376 FAFEF 2015 | 727.85 | 0.00 | 0.00 | 727.85 |
| 2117-0010-0272-4032 | #4032 IDEFEY FAM Media Superior 2018 Santander | 12,845.65 | 0.00 | 0.00 | 12,845.65 |
| 2117-0010-0279-0000 | DISEÑO E INGENIERIA PENINSULAR | 1,220.17 | 0.00 | 0.00 | 1,220.17 |
| 2117-0010-0279-2321 | 2321 Fam Potenciado | 1,220.17 | 0.00 | 0.00 | 1,220.17 |

| | | | | | |
|---------------------|---|-----------|------|--------|-----------|
| 2117-0010-0281-0000 | Constructora impresa SA de CV | 403.29 | 0.00 | 0.00 | 403.29 |
| 2117-0010-0281-6143 | #6143 Fam Basica 2015 Santander | 403.29 | 0.00 | 0.00 | 403.29 |
| 2117-0010-0287-0000 | Francisco José Herrera Contreras | 108.58 | 0.00 | 0.00 | 108.58 |
| 2117-0010-0287-0239 | #0239 Fam Media Superior 2014 Scotiabank | 54.29 | 0.00 | 0.00 | 54.29 |
| 2117-0010-0287-8625 | #8625 Fondo Concursable EMS 2014 | 54.29 | 0.00 | 0.00 | 54.29 |
| 2117-0010-0291-0000 | Monty Construcciones SA de CV | 9,672.33 | 0.00 | 0.00 | 9,672.33 |
| 2117-0010-0291-2321 | #2321 Fam Potenciado | 9,672.33 | 0.00 | 0.00 | 9,672.33 |
| 2117-0010-0303-0000 | JESUS ALFREDO CERVANTES GUARDIAN | 608.75 | 0.00 | 0.00 | 608.75 |
| 2117-0010-0303-2321 | #2321 FAM POTENCIADO | 608.75 | 0.00 | 0.00 | 608.75 |
| 2117-0010-0304-0000 | ECA Infraestructura,S.A. de C.V. | 7,418.41 | 0.00 | 0.00 | 7,418.41 |
| 2117-0010-0304-6990 | #6990 Fam Basica 2018 | 7,418.41 | 0.00 | 0.00 | 7,418.41 |
| 2117-0010-0312-0000 | Alejandro Quintero González | 1,734.28 | 0.00 | 0.00 | 1,734.28 |
| 2117-0010-0312-9687 | #9687 BBVA Mejores Espacios Educ 2007 | 1,734.28 | 0.00 | 0.00 | 1,734.28 |
| 2117-0010-0313-0000 | Premezclados secis gnco SA de CV | 7,937.59 | 0.00 | 0.00 | 7,937.59 |
| 2117-0010-0313-6143 | #6143 Fam Basica 2015 Santander | 7,937.59 | 0.00 | 0.00 | 7,937.59 |
| 2117-0010-0318-0000 | Megalita sa de cv | 2,955.51 | 0.00 | 0.00 | 2,955.51 |
| 2117-0010-0318-0673 | #650240673 Cendi Merida 2008 Santander | 2,955.51 | 0.00 | 0.00 | 2,955.51 |
| 2117-0010-0321-0000 | Constructora CUBYC Peninsular SA de CV | 1,751.46 | 0.00 | 0.00 | 1,751.46 |
| 2117-0010-0321-2321 | #2321 Fam potenciado | 1,751.46 | 0.00 | 0.00 | 1,751.46 |
| 2117-0010-0322-0000 | Luis Alberto Canto Chay | 1,778.88 | 0.00 | 0.00 | 1,778.88 |
| 2117-0010-0322-2321 | #2321 Fam Potenciado | 1,778.88 | 0.00 | 0.00 | 1,778.88 |
| 2117-0010-0324-0000 | Construredi SA de CV | 309.91 | 0.00 | 0.00 | 309.91 |
| 2117-0010-0324-2321 | #2321 Fam Potenciado Santander | 309.91 | 0.00 | 0.00 | 309.91 |
| 2117-0010-0335-0000 | Inmobiliaria proyectos y edificaciones SA de CV | 6,184.12 | 0.00 | 0.00 | 6,184.12 |
| 2117-0010-0335-3894 | #3894 Fam Basica 2019 Santander | 6,184.12 | 0.00 | 0.00 | 6,184.12 |
| 2117-0010-0338-0000 | Constructora Yucaquin SA de CV | 8,295.47 | 0.00 | 0.00 | 8,295.47 |
| 2117-0010-0338-6990 | #6990 IDEFEY FAM Basica 2018 | 8,295.47 | 0.00 | 0.00 | 8,295.47 |
| 2117-0010-0351-0000 | Margom Construcciones SA de CV | 8,111.24 | 0.00 | 0.00 | 8,111.24 |
| 2117-0010-0351-2321 | #2321 Fam Potenciado | 8,111.24 | 0.00 | 0.00 | 8,111.24 |
| 2117-0010-0360-0000 | Zehama Construcciones SA DE CV | 428.24 | 0.00 | 0.00 | 428.24 |
| 2117-0010-0360-6990 | #6990 IDEFEY FAM Basica 2018 | 428.24 | 0.00 | 0.00 | 428.24 |
| 2117-0010-0362-0000 | Desarrollo Prof. en Const. Yucatan SA de CV | 805.01 | 0.00 | 0.00 | 805.01 |
| 2117-0010-0362-6143 | #6143 Fam Basica 2015 Santander | 805.01 | 0.00 | 0.00 | 805.01 |
| 2117-0010-0364-0000 | GEA Construcciones Exactas SA de CV | 5,194.64 | 0.00 | 0.00 | 5,194.64 |
| 2117-0010-0364-6143 | #6143 Fam Basica 2015 Santander | 5,194.64 | 0.00 | 0.00 | 5,194.64 |
| 2117-0010-0366-0000 | Casas Condé SA de CV | 28,927.96 | 0.00 | 0.00 | 28,927.96 |
| 2117-0010-0366-2321 | #2321 Fam Potenciado | 24,813.07 | 0.00 | 0.00 | 24,813.07 |
| 2117-0010-0366-6990 | #6990 IDEFEY FAM Basica 2018 | 4,114.89 | 0.00 | 0.00 | 4,114.89 |
| 2117-0010-0383-0000 | Constructora Lusen SA de CV | 56,327.90 | 0.00 | 0.00 | 56,327.90 |
| 2117-0010-0383-6191 | #6191 IDEFEY Fam Superior 2015 Santander | 56,327.90 | 0.00 | 0.00 | 56,327.90 |
| 2117-0010-0391-0000 | Constructora Regional Cooperativa SA de CV | 1,364.16 | 0.00 | 0.00 | 1,364.16 |
| 2117-0010-0391-3894 | #3894 Fam Basica 2019 Santander | 1,364.16 | 0.00 | 0.00 | 1,364.16 |
| 2117-0010-0400-0000 | QBI Ingeniería y Proyectos SA de CV | 1,212.42 | 0.00 | 0.00 | 1,212.42 |
| 2117-0010-0400-3894 | #3894 Fam Basica 2019 Santander | 1,212.42 | 0.00 | 0.00 | 1,212.42 |
| 2117-0010-0403-0000 | REI Edificaciones del Sur S de RL de CV | 0.00 | 0.00 | 752.25 | 752.25 |
| 2117-0010-0403-9136 | #9136 Fam Básica | 0.00 | 0.00 | 752.25 | 752.25 |
| 2117-0010-0405-0000 | DISEÑO E INGENIERIA PENINSULAR | 1,088.57 | 0.00 | 0.00 | 1,088.57 |
| 2117-0010-0405-2321 | #2321 FAM POTENCIADO | 1,088.57 | 0.00 | 0.00 | 1,088.57 |
| 2117-0010-0406-0000 | CONSTRUCCIONES Y MAQUINARIA DHARMA SA DE CV | 6,444.99 | 0.00 | 0.00 | 6,444.99 |
| 2117-0010-0406-2321 | #2321 FAM POTENCIADO | 6,444.99 | 0.00 | 0.00 | 6,444.99 |
| 2117-0010-0412-0000 | Supervision y Control de Obras SA de CV | 63.39 | 0.00 | 0.00 | 63.39 |
| 2117-0010-0412-9510 | #9510 Fondo Concursable EMS 2015 Scotiabank | 63.39 | 0.00 | 0.00 | 63.39 |
| 2117-0010-0415-0000 | Grupo Constructor Tomeva SA de CV | 1,463.51 | 0.00 | 0.00 | 1,463.51 |
| 2117-0010-0415-2321 | #2321 IDEFEY Fam Potenciado 2015 Santander | 1,463.51 | 0.00 | 0.00 | 1,463.51 |
| 2117-0010-0416-0000 | Carpis SA de CV | 16,420.82 | 0.00 | 0.00 | 16,420.82 |
| 2117-0010-0416-2321 | #2321 FAM POTENCIADO | 16,420.82 | 0.00 | 0.00 | 16,420.82 |

| | | | | | |
|---------------------|---|------------|------|----------|------------|
| 2117-0010-0426-0000 | Consorcio Constructivo Peninsula SA de CV | 782.37 | 0.00 | 0.00 | 782.37 |
| 2117-0010-0426-3376 | #3376 Fafef 2015 Santander | 782.37 | 0.00 | 0.00 | 782.37 |
| 2117-0010-0431-0000 | Hasslen Construccion SA de CV | 100,499.39 | 0.00 | 0.00 | 100,499.39 |
| 2117-0010-0431-2321 | #2321 Fam Potenciado | 100,499.39 | 0.00 | 0.00 | 100,499.39 |
| 2117-0010-0433-0000 | Josue Arturo Moo Gonzalez | 3,771.03 | 0.00 | 0.00 | 3,771.03 |
| 2117-0010-0433-2321 | #2321 Idefey Fam Potenciado | 3,771.03 | 0.00 | 0.00 | 3,771.03 |
| 2117-0010-0436-0000 | Infraestructura Peninsular SA de CV | 6,254.23 | 0.00 | 0.00 | 6,254.23 |
| 2117-0010-0436-2321 | #2321 ESCUELAS AL CIEN | 6,254.23 | 0.00 | 0.00 | 6,254.23 |
| 2117-0010-0442-0000 | Comercializadora Fed S de RL de CV | 8,247.05 | 0.00 | 0.00 | 8,247.05 |
| 2117-0010-0442-2321 | #2321 Fam Potenciado | 8,247.05 | 0.00 | 0.00 | 8,247.05 |
| 2117-0010-0444-0000 | Ele Carlelo SA de CV | 1,432.86 | 0.00 | 0.00 | 1,432.86 |
| 2117-0010-0444-2321 | #2321 Fam Potenciado | 1,432.86 | 0.00 | 0.00 | 1,432.86 |
| 2117-0010-0445-0005 | Servicios Tecnologicos y de Infra. S.A de S.V. | 12,675.37 | 0.00 | 0.00 | 12,675.37 |
| 2117-0010-0445-6990 | #6990 IDEFEY FAM Basica 2018 | 12,675.37 | 0.00 | 0.00 | 12,675.37 |
| 2117-0010-0449-0000 | Grupo SM, S de R.L. de C.V. | 2,943.08 | 0.00 | 0.00 | 2,943.08 |
| 2117-0010-0449-2321 | #2321 Fam Potenciado Santander | 2,943.08 | 0.00 | 0.00 | 2,943.08 |
| 2117-0010-0500-0000 | Raul Fernando Navarrete Guevara | 816.65 | 0.00 | 0.00 | 816.65 |
| 2117-0010-0500-6990 | #6990 IDEFEY FAM Basica 2018 | 816.65 | 0.00 | 0.00 | 816.65 |
| 2117-0010-0512-0000 | MOGUER CONSTRUCCIONES EXACTAS | 1,262.10 | 0.00 | 0.00 | 1,262.10 |
| 2117-0010-0512-6990 | #6990 IDEFEY FAM Basica 2018 | 1,262.10 | 0.00 | 0.00 | 1,262.10 |
| 2117-0010-0528-0000 | Alfredo Ruiz Victoria | 7,203.56 | 0.00 | 0.00 | 7,203.56 |
| 2117-0010-0528-2321 | #2321 Fam Potenciado Santander | 7,203.56 | 0.00 | 0.00 | 7,203.56 |
| 2117-0010-0529-0000 | DDR SA DE CV | 1,277.42 | 0.00 | 0.00 | 1,277.42 |
| 2117-0010-0529-2321 | #2321 Fam Potenciado | 1,277.42 | 0.00 | 0.00 | 1,277.42 |
| 2117-0010-0530-0000 | JG Maquinaria y Construcciones S de RL de CV | 6,048.16 | 0.00 | 0.00 | 6,048.16 |
| 2117-0010-0530-9981 | #9981 FAM Basica 2017 Santander | 6,048.16 | 0.00 | 0.00 | 6,048.16 |
| 2117-0010-0541-0000 | JOVISION CONSULTORES SC | 3,111.43 | 0.00 | 0.00 | 3,111.43 |
| 2117-0010-0541-6990 | #6990 IDEFEY FAM Basica 2018 | 3,111.43 | 0.00 | 0.00 | 3,111.43 |
| 2117-0010-0542-0000 | Ideas Arquitectos S.A. de C.V. | 1,293.76 | 0.00 | 0.00 | 1,293.76 |
| 2117-0010-0542-2321 | #2321 Fam Potenciado Santander | 1,293.76 | 0.00 | 0.00 | 1,293.76 |
| 2117-0010-0543-0000 | Construcciones Bienes Raices Tello Salazar SA CV | 37,539.37 | 0.00 | 0.00 | 37,539.37 |
| 2117-0010-0543-2321 | #2321 Fam Potenciado | 37,539.37 | 0.00 | 0.00 | 37,539.37 |
| 2117-0010-0549-0000 | Oscar Manuel Sareblá Maldonado | 4,361.04 | 0.00 | 0.00 | 4,361.04 |
| 2117-0010-0549-2321 | #2321 Fam Potenciado | 4,361.04 | 0.00 | 0.00 | 4,361.04 |
| 2117-0010-0566-0000 | Proyectos de Ingenieria Constr Superv y Auditoria | 21,744.09 | 0.00 | 0.00 | 21,744.09 |
| 2117-0010-0566-3894 | #3894 Fam Basica 2019 Santander | 21,744.09 | 0.00 | 0.00 | 21,744.09 |
| 2117-0010-0570-0000 | Carlos Manuel Uicab Crespo | 3,832.65 | 0.00 | 0.00 | 3,832.65 |
| 2117-0010-0570-2321 | #2321 Fam Potenciado Santander | 3,832.65 | 0.00 | 0.00 | 3,832.65 |
| 2117-0010-0571-0000 | Saycosur, S.A. de C.V. | 3,586.45 | 0.00 | 0.00 | 3,586.45 |
| 2117-0010-0571-2321 | #2321 Fam Potenciado Santander | 3,586.45 | 0.00 | 0.00 | 3,586.45 |
| 2117-0010-0588-0000 | Urbanika HR SA de CV | 29,720.94 | 0.00 | 0.00 | 29,720.94 |
| 2117-0010-0588-3894 | #3894 Fam Basica 2019 Santander | 29,720.94 | 0.00 | 0.00 | 29,720.94 |
| 2117-0010-0592-0000 | Sigro Proyectos y Construccion S de RL de CV | 77,139.34 | 0.00 | 0.00 | 77,139.34 |
| 2117-0010-0592-1174 | #1174 PACTEN 2019 | 359.99 | 0.00 | 0.00 | 359.99 |
| 2117-0010-0592-1377 | #1377 Fam Superior 2019 Banamex | 76,779.35 | 0.00 | 0.00 | 76,779.35 |
| 2117-0010-0597-0000 | Citra SA de C.V | 5,421.24 | 0.00 | 0.00 | 5,421.24 |
| 2117-0010-0597-1516 | #1516 Remanente FAM BASICA 2019 Santander | 5,421.24 | 0.00 | 0.00 | 5,421.24 |
| 2117-0010-0599-0000 | Zuleimi Maribel Sosa Gongora | 3,044.44 | 0.00 | 0.00 | 3,044.44 |
| 2117-0010-0599-3894 | #3894 Fam Basica 2019 Santander | 3,044.44 | 0.00 | 0.00 | 3,044.44 |
| 2117-0010-0600-0000 | Ignacio vado Alonzo | 3,400.05 | 0.00 | 0.00 | 3,400.05 |
| 2117-0010-0600-9136 | #9136 Fam Basica | 3,400.05 | 0.00 | 0.00 | 3,400.05 |
| 2117-0010-0608-0000 | Jose Daniel Rubio Acavedo | 2,498.25 | 0.00 | 0.00 | 2,498.25 |
| 2117-0010-0608-9136 | #9136 Fam Basicoa 2020 | 2,498.25 | 0.00 | 0.00 | 2,498.25 |
| 2117-0010-0615-0000 | RC Construccion y Diseño SA de CV | 18.86 | 0.00 | 1,123.58 | 1,142.44 |
| 2117-0010-0615-1516 | #1516 Remanente FAM BASICA 2019 Santander | 18.86 | 0.00 | 0.00 | 18.86 |
| 2117-0010-0615-9136 | #9136 Fam Basica | 0.00 | 0.00 | 1,123.58 | 1,123.58 |

| | | | | | |
|---------------------|--|-----------|-----------|-----------|-----------|
| 2117-0010-0622-0000 | Sucovisa SA de CV | 8,420.16 | 0.00 | 0.00 | 8,420.16 |
| 2117-0010-0622-3894 | #3894 Fam Basica 2019 Santander | 8,420.16 | 0.00 | 0.00 | 8,420.16 |
| 2117-0010-0627-0000 | M1117 SA DE CV | 5,948.12 | 0.00 | 0.00 | 5,948.12 |
| 2117-0010-0627-3894 | #3894 Fam Basica 2019 Santander | 5,948.12 | 0.00 | 0.00 | 5,948.12 |
| 2117-0010-0635-0000 | Rosor Servicios y Proyectos SA de CV | 0.00 | 0.00 | 3,288.08 | 3,288.08 |
| 2117-0010-0635-9136 | #9136 Fam Basica | 0.00 | 0.00 | 3,288.08 | 3,288.08 |
| 2117-0010-0646-0000 | David Jesus Valencia Cabrera | 1,657.01 | 0.00 | 0.00 | 1,657.01 |
| 2117-0010-0645-9136 | #9136 Fam Basica 2020 | 1,657.01 | 0.00 | 0.00 | 1,657.01 |
| 2117-0010-0655-0000 | Jenner Flores Oropeza | 0.00 | 2,472.31 | 2,472.31 | 0.00 |
| 2117-0010-0655-9136 | #9136 Fam Basica 2020 | 0.00 | 2,472.31 | 2,472.31 | 0.00 |
| 2117-0010-0656-0000 | Karla Jazmin Cardozo Unbe | 15,263.31 | 0.00 | 0.00 | 15,263.31 |
| 2117-0010-0656-9136 | #9136 Fam Superior 2020 | 15,263.31 | 0.00 | 0.00 | 15,263.31 |
| 2117-0010-0659-0000 | Mirza Elizabeth Perez Matos | 776.32 | 0.00 | 0.00 | 776.32 |
| 2117-0010-0659-9136 | #9136 Fam Basica | 776.32 | 0.00 | 0.00 | 776.32 |
| 2117-0010-0664-0000 | Ordico SA de CV | 0.00 | 0.00 | 748.35 | 748.35 |
| 2117-0010-0664-9136 | #9136 Fam Basica | 0.00 | 0.00 | 748.35 | 748.35 |
| 2117-0010-0665-0000 | Pisos Estampados del Mayab SA de CV | 0.00 | 0.00 | 3,233.76 | 3,233.76 |
| 2117-0010-0665-9136 | #9136 Fam Basica | 0.00 | 0.00 | 3,233.76 | 3,233.76 |
| 2117-0010-0666-0000 | Eleva Constructora de Yucatan SA de CV | 5,981.50 | 0.00 | 15,926.40 | 21,907.90 |
| 2117-0010-0666-9136 | #9136 Fam Basica | 5,981.50 | 0.00 | 15,926.40 | 21,907.90 |
| 2117-0010-0675-0000 | Leydi Elizabeth Valdez Rivero | 0.00 | 0.00 | 4,340.33 | 4,340.33 |
| 2117-0010-0675-9136 | #9136 Fam Basica | 0.00 | 0.00 | 4,340.33 | 4,340.33 |
| 2117-0011-0000-0000 | *Retenciones 2 al millar CMIC | 27,067.40 | 44,547.22 | 43,876.10 | 26,306.28 |
| 2117-0011-2007-0000 | Cuentas de Programa del 2007 | 5,453.99 | 0.00 | 0.00 | 5,453.99 |
| 2117-0011-2076-0000 | #2076 Fafet 2007 Inverlat | 315.25 | 0.00 | 0.00 | 315.25 |
| 2117-0011-7635-0000 | #7635 Fam Basica 2007 Inverlat | 3,700.16 | 0.00 | 0.00 | 3,700.16 |
| 2117-0011-7643-0000 | #7643 Educacion Media Superior 2007 Inverlat | 1,438.58 | 0.00 | 0.00 | 1,438.58 |
| 2117-0011-2008-0000 | Cuentas del Programa del 2008 | 5,744.60 | 0.00 | 0.00 | 5,744.60 |
| 2117-0011-0383-0000 | #0383 Fafet 2008 BBVA Bancomer | 7.94 | 0.00 | 0.00 | 7.94 |
| 2117-0011-0608-0000 | #0608 Fam Uady 2008 Santander | 117.60 | 0.00 | 0.00 | 117.60 |
| 2117-0011-7678-0000 | #17001827578 Fam Superior 2008 Inverlat | 5,264.79 | 0.00 | 0.00 | 5,264.79 |
| 2117-0011-7694-0000 | #7694 Fafet 2008 Inverlat | 54.84 | 0.00 | 0.00 | 54.84 |
| 2117-0011-8125-0000 | #8128 Programa Fortalecer 2008 HSBC | 299.63 | 0.00 | 0.00 | 299.63 |
| 2117-0011-2009-0000 | Cuentas del Programa del 2009 | 3,206.15 | 0.00 | 0.00 | 3,206.15 |
| 2117-0011-0145-0000 | #0145 Fafet 2009 BBVA | 3,008.74 | 0.00 | 0.00 | 3,008.74 |
| 2117-0011-2940-0000 | #2940 FAM Basica 2009 Santander | 197.41 | 0.00 | 0.00 | 197.41 |
| 2117-0011-2010-0000 | Cuentas del Programa del 2010 | 8,706.89 | 0.00 | 0.00 | 8,706.89 |
| 2117-0011-2074-0000 | #2074 ITS Valladolid 2010 Banamex | 38.41 | 0.00 | 0.00 | 38.41 |
| 2117-0011-4123-0000 | #4123 Idefey FAFEF 2010 Bmx | 6,569.28 | 0.00 | 0.00 | 6,569.28 |
| 2117-0011-7884-0000 | #7884 Sep UTM 2010 Santander | 571.32 | 0.00 | 0.00 | 571.32 |
| 2117-0011-9312-0000 | #9312 Uno Fam Superior 2010 BBVA | 1,529.88 | 0.00 | 0.00 | 1,529.88 |
| 2117-0011-2011-0000 | Cuentas de programas 2011 | 331.46 | 0.00 | 0.00 | 331.46 |
| 2117-0011-2497-0000 | #2497 Fafet 2011 Banamex | 307.59 | 0.00 | 0.00 | 307.59 |
| 2117-0011-4082-0000 | #4082 Educ Media Sup 2011 Inverlat | 23.87 | 0.00 | 0.00 | 23.87 |
| 2117-0011-2013-0000 | Cuentas de Programas 2013 | 960.78 | 0.00 | 0.00 | 960.78 |
| 2117-0011-6259-0000 | #6259 EMS 2013 Scotiabank | 960.78 | 0.00 | 0.00 | 960.78 |
| 2117-0011-2015-0000 | Cuentas de Programas 2015 | 118.56 | 0.00 | 0.00 | 118.56 |
| 2117-0011-1547-0000 | #1547 Proexoe 2015 ITS Valladolid Scotiabank | -0.01 | 0.00 | 0.00 | -0.01 |
| 2117-0011-9472-0000 | #9472 65 Subsidios Para Contingencias Economicas | 0.30 | 0.00 | 0.00 | 0.30 |
| 2117-0011-9510-0000 | #9510 Fondo Concursable EMS 2015 Scotiabank | 118.27 | 0.00 | 0.00 | 118.27 |
| 2117-0011-2016-0000 | Cuentas de Programas 2016 | 333.95 | 0.00 | 0.00 | 333.95 |
| 2117-0011-0119-0000 | #0119 Rec Estatales 2016 Valladolid Scotiabank | 0.01 | 0.00 | 0.00 | 0.01 |
| 2117-0011-6115-0000 | #6115 IDEFEY FAFEF 2016 | 333.95 | 0.00 | 0.00 | 333.95 |
| 2117-0011-2018-0000 | Cuentas de Programas 2018 | -568.21 | 0.00 | 0.00 | -568.21 |
| 2117-0011-4381-0000 | #4381 Rem Fam Basica 2018 Mant Emergente | -344.23 | 0.00 | 0.00 | -344.23 |
| 2117-0011-6990-0000 | #6990 IDEFEY FAM Basica 2018 | -223.98 | 0.00 | 0.00 | -223.98 |

| | | | | | |
|---------------------|--|----------------|---------------|------------|----------------|
| 2117-0011-2019-0000 | Cuentas de Programas 2019 | 2,108.10 | 0.00 | 0.00 | 2,108.10 |
| 2117-0011-1377-0000 | #1377 Fam Superior 2019 Banamex | 100.00 | 0.00 | 0.00 | 100.00 |
| 2117-0011-1516-0000 | #1516 Remanente FAM BASICA 2019 Santander | 842.40 | 0.00 | 0.00 | 842.40 |
| 2117-0011-3894-0000 | #3894 Fam Basica 2019 Santander | 1,165.70 | 0.00 | 0.00 | 1,165.70 |
| 2117-0011-2020-0000 | Cuentas de Programas 2020 | 871.12 | 44,547.22 | 43,876.10 | 0.00 |
| 2117-0011-2472-0000 | #2472 Pacien 2019-2020 | 201.72 | 201.72 | 0.00 | 0.00 |
| 2117-0011-3753-0000 | #3753 Fafef 2020 Electrificación | 0.00 | 9,510.93 | 9,510.93 | 0.00 |
| 2117-0011-6205-0000 | #6205 INCAY | 0.00 | 3,832.26 | 3,832.26 | 0.00 |
| 2117-0011-9136-0000 | #9136 Fam Basica 2020 | 469.40 | 31,002.31 | 30,532.91 | 0.00 |
| 2117-0012-0000-0000 | *Retenciones 5 al millar SECODAM | 165,299.04 | 116,558.06 | 114,880.24 | 163,621.22 |
| 2117-0012-1000-0000 | Ret 5% Estatales | 7,065.04 | 82,052.81 | 80,374.99 | 5,387.22 |
| 2117-0012-2033-0000 | #2033 ITM 2005 Inverlat | 119.74 | 0.00 | 0.00 | 119.74 |
| 2117-0012-2472-0000 | #2472 Pacien 2019-2020 | 504.31 | 504.31 | 0.00 | 0.00 |
| 2117-0012-3894-0000 | #3894 Fam Basica 2019 Santander | 332.85 | 0.00 | 0.00 | 332.85 |
| 2117-0012-6259-0000 | #6259 EMS 2013 Scoliaback | 63.37 | 0.00 | 0.00 | 63.37 |
| 2117-0012-8128-0000 | #8128 Idefey Prog.Fortalecer 2008 HSBC | 4,440.95 | 0.00 | 0.00 | 4,440.95 |
| 2117-0012-9065-0000 | #9065 Remanente FAM 2017 Santander | 430.31 | 0.00 | 0.00 | 430.31 |
| 2117-0012-9136-0000 | #9136 Fam Basica 2020 | 1,173.51 | 81,548.50 | 80,374.99 | 0.00 |
| 2117-0012-2000-0000 | Ret 5% Federales | 158,234.00 | 34,505.25 | 34,505.25 | 158,234.00 |
| 2117-0012-0145-0000 | #0145 Fafef 2009 BBVA | 6,831.17 | 0.00 | 0.00 | 6,831.17 |
| 2117-0012-0383-0000 | #0383 Fafef 2008 BBVA Bancomer | 19.86 | 0.00 | 0.00 | 19.86 |
| 2117-0012-0971-0000 | #0971 Fam Superior 2011 BBVA | 8,126.24 | 0.00 | 0.00 | 8,126.24 |
| 2117-0012-1516-0000 | #1516 Remanente FAM BASICA 2019 Santander | 7,672.43 | 0.00 | 0.00 | 7,672.43 |
| 2117-0012-2074-0000 | #2074 ITS Valladolid 2010 Banamex | 91.05 | 0.00 | 0.00 | 91.05 |
| 2117-0012-2076-0000 | #2076 Fafef 2007 Inverlat | 788.16 | 0.00 | 0.00 | 788.16 |
| 2117-0012-2321-0000 | #2321 IDEFEY Fam Potenciado 2015 Santander | -10,808.30 | 681.80 | 681.80 | -10,808.30 |
| 2117-0012-3753-0000 | #3753 Fafef 2020 Electrificación | 0.00 | 24,242.81 | 24,242.81 | 0.00 |
| 2117-0012-4008-0000 | #4008 PAOE-SEP 2012 Banorte | 701.66 | 0.00 | 0.00 | 701.66 |
| 2117-0012-4082-0000 | #4082 Educ Media Sup 2011 Inverlat | 59.68 | 0.00 | 0.00 | 59.68 |
| 2117-0012-4732-0000 | #4732 ITA de Conkal 2009 | 34,403.04 | 0.00 | 0.00 | 34,403.04 |
| 2117-0012-6205-0000 | #6205 INCAY | 0.00 | 9,580.64 | 9,580.64 | 0.00 |
| 2117-0012-6990-0000 | #6990 IDEFEY FAM Basica 2018 | 10,794.37 | 0.00 | 0.00 | 10,794.37 |
| 2117-0012-7635-0000 | #7635 Fam Basica 2007 Inverlat | 42.99 | 0.00 | 0.00 | 42.99 |
| 2117-0012-7643-0000 | #7643 Educación Media Superior 2007 Inverlat | 3,596.43 | 0.00 | 0.00 | 3,596.43 |
| 2117-0012-7678-0000 | #7678 Fam Sup 2008 Inverlat | 9,069.95 | 0.00 | 0.00 | 9,069.95 |
| 2117-0012-7694-0000 | #7694 Fafef 2008 Inverlat | 136.60 | 0.00 | 0.00 | 136.60 |
| 2117-0012-7884-0000 | #7884 Sep UTM 2010 Santander | 1,428.29 | 0.00 | 0.00 | 1,428.29 |
| 2117-0012-8151-0000 | #8151 Idefey Fam Basica 2008 HSBC | 1,584.82 | 0.00 | 0.00 | 1,584.82 |
| 2117-0012-8259-0000 | #8259 FAM Basica 2010 Inverlat | 668.14 | 0.00 | 0.00 | 668.14 |
| 2117-0012-8705-0000 | #8705 Fam Superior 2005 Bmex | 136.02 | 0.00 | 0.00 | 136.02 |
| 2117-0012-9312-0000 | #9312 Uno Fam Superior 2010 BBVA | 3,824.67 | 0.00 | 0.00 | 3,824.67 |
| 2117-0012-9440-0000 | #9440 Fam Basica 2016 Santander | 1,060.90 | 0.00 | 0.00 | 1,060.90 |
| 2117-0012-9711-0000 | #9711 Fortal de la Gestión Escolar 2010 Inverlat | 77,650.45 | 0.00 | 0.00 | 77,650.45 |
| 2117-0012-9981-0000 | #9981 FAM Basica 2017 Santander | 355.38 | 0.00 | 0.00 | 355.38 |
| 2119-0000-0000-0000 | Otras Ctas por Pagar a Corto Plazo | 679,830.63 | 30,763.40 | 28,097.40 | 677,164.63 |
| 2119-0001-0000-0000 | Laura Amanda Briceño Tun | 0.00 | 2,250.38 | 2,250.38 | 0.00 |
| 2119-0015-0000-0000 | Impulsora MTP S.A.P.I de C.V.SOFOM | 2,666.00 | 10,462.00 | 7,796.00 | 0.00 |
| 2119-0043-0000-0000 | Alejandra Gabriela Herrera Franco | 0.00 | 2,515.62 | 2,515.62 | 0.00 |
| 2119-0045-0000-0000 | CMIC #2321 IDEFEY Fam Potenciado 2015 | 643,504.78 | 0.00 | 0.00 | 643,504.78 |
| 2119-0048-0000-0000 | Amanda Guadalupe Briceño Pech | 0.00 | 2,400.00 | 2,400.00 | 0.00 |
| 2119-0050-0000-0000 | Guillermo Julian Braga Canto | -252.52 | 13,135.40 | 13,135.40 | -252.52 |
| 2119-0052-0000-0000 | Francisco Javier Poot Peet | 0.37 | 0.00 | 0.00 | 0.37 |
| 2119-0056-0000-0000 | Estudios Médicos COVID | 33,912.00 | 0.00 | 0.00 | 33,912.00 |
| 2160-0000-0000-0000 | Fondos y Bienes de Terceros en Admonfo en gta CP | 434,411,294.61 | 47,916,774.08 | 794,526.45 | 387,289,046.98 |
| 2162-0000-0000-0000 | Fondos en Admon a Corto Plazo | 434,411,294.61 | 47,916,774.08 | 794,526.45 | 387,289,046.98 |
| 2162-2321-0000-0000 | #2321 IDEFEY Fam Potenciado 2015 Santander | 434,411,294.61 | 47,916,774.08 | 794,526.45 | 387,289,046.98 |

| | | | | | |
|----------------------|---|-----------------|--------------|---------------|-----------------|
| '3000-0000-0000-0000 | HACIENDA PÚBLICA / PATRIMONIO | 21,741,691.67 | 1,269,968.05 | 328,909.49 | 20,800,633.11 |
| '3100-0000-0000-0000 | Patrimonio Contribuido | 12,006,941.49 | 0.00 | 0.00 | 12,006,941.49 |
| '3100-0049-0001-0000 | Ejercicios Anteriores | 12,006,941.49 | 0.00 | 0.00 | 12,006,941.49 |
| '3100-0049-1998-0000 | Adq. Donado por CAPFCE | 1,561,613.99 | 0.00 | 0.00 | 1,561,613.99 |
| '3100-0049-2004-0000 | Adq. Activo 2004 | 2,673,653.15 | 0.00 | 0.00 | 2,673,653.15 |
| '3100-0049-2005-0000 | Adq. Activo 2005 | 357,907.03 | 0.00 | 0.00 | 357,907.03 |
| '3100-0049-2006-0000 | Adq. Activo 2006 | 514,783.82 | 0.00 | 0.00 | 514,783.82 |
| '3100-0049-2007-0000 | Adq. Activo 2007 | 162,623.66 | 0.00 | 0.00 | 162,623.66 |
| '3100-0049-2008-0000 | Adq. Activo 2008 | 21,887.25 | 0.00 | 0.00 | 21,887.25 |
| '3100-0049-2009-0000 | Adq. Activo 2009 | 76,626.47 | 0.00 | 0.00 | 76,626.47 |
| '3100-0049-2010-0000 | Adq. Activo 2010 | 6,637,846.12 | 0.00 | 0.00 | 6,637,846.12 |
| '3110-0000-0000-0000 | Aportaciones | 703,323.93 | 0.00 | 0.00 | 703,323.93 |
| '3220-0000-0000-0000 | Resultados de Ejercicios Anteriores | 40,026,788.17 | 0.00 | 6,048,126.86 | 46,074,915.03 |
| '3220-0050-2000-0000 | Ejercicios Anteriores | 40,026,788.17 | 0.00 | 6,048,126.86 | 46,074,915.03 |
| '3220-0050-2004-0000 | Resultado Ejercicio 2004 | 117,015,239.36 | 0.00 | 0.00 | 117,015,239.36 |
| '3220-0050-2005-0000 | Resultado Ejercicio 2005 | 76,026,122.25 | 0.00 | 0.00 | 76,026,122.25 |
| '3220-0050-2006-0000 | Resultado Ejercicio 2006 | 56,052,847.17 | 0.00 | 4,440.15 | 56,057,087.32 |
| '3220-0050-2007-0000 | Resultado Ejercicio 2007 | -124,091,292.25 | 0.00 | 2,191.60 | -124,089,100.65 |
| '3220-0050-2008-0000 | Resultado Ejercicio 2008 | 49,553,622.19 | 0.00 | 3,694.86 | 49,557,317.05 |
| '3220-0050-2009-0000 | Resultado Ejercicio 2009 | 31,582,700.81 | 0.00 | 8,665.96 | 31,591,366.77 |
| '3220-0050-2010-0000 | Resultado Ejercicio 2010 | -277,315,224.63 | 0.00 | 48,194.52 | -277,267,030.11 |
| '3220-0050-2011-0000 | Resultado Ejercicio 2011 | 101,240,461.69 | 0.00 | 650.76 | 101,241,112.45 |
| '3220-0050-2012-0000 | Resultado Ejercicio 2012 | 78,824,872.77 | 0.00 | 57,206.63 | 78,882,079.40 |
| '3220-0050-2013-0000 | Resultado Ejercicio 2013 | -1,726,240.01 | 0.00 | 4,506.92 | -1,721,733.09 |
| '3220-0050-2014-0000 | Resultado Ejercicio 2014 | -1,798,810.09 | 0.00 | 87,915.24 | -1,710,894.85 |
| '3220-0050-2015-0000 | Resultado Ejercicio 2015 | -302,925,136.75 | 0.00 | 504.02 | -302,924,631.73 |
| '3220-0050-2016-0000 | Resultado Ejercicio 2016 | -36,182,237.85 | 0.00 | 0.00 | -36,182,237.85 |
| '3220-0050-2017-0000 | Resultado Ejercicio 2017 | 18,198,747.60 | 0.00 | 519,007.20 | 18,717,754.80 |
| '3220-0050-2018-0000 | Resultado Ejercicio 2018 | 121,919,611.81 | 0.00 | 5,311,150.00 | 127,230,761.81 |
| '3220-0050-2019-0000 | Resultado Ejercicio 2019 | 133,651,703.10 | 0.00 | 0.00 | 133,651,703.10 |
| '3270-0000-0000-0000 | Rectificaciones de Resultados de Ejerc Anteriores | -30,995,361.92 | 1,269,968.05 | -5,719,217.37 | -37,984,547.34 |
| '3270-0057-0000-0000 | Rectificación Ejercicios Anteriores | -36,769,356.60 | 1,269,968.05 | -5,719,217.37 | -43,758,542.02 |
| '3270-0057-2004-0000 | Rectificación Ejercicio 2004 | -57,814.01 | 0.00 | 0.00 | -57,814.01 |
| '3270-0057-2005-0000 | Rectificación Ejercicio 2005 | -24,270,229.97 | 0.00 | 0.00 | -24,270,229.97 |
| '3270-0057-2006-0000 | Rectificación Ejercicio 2006 | -383,710.66 | 0.00 | -4,440.15 | -388,150.81 |
| '3270-0057-2007-0000 | Rectificación Ejercicio 2007 | -49,856.04 | 0.00 | -2,191.60 | -52,047.64 |
| '3270-0057-2008-0000 | Rectificación Ejercicio 2008 | -336,722.25 | 0.00 | -3,694.86 | -340,417.11 |
| '3270-0057-2009-0000 | Rectificación Ejercicio 2009 | -215,732.90 | 0.00 | -8,665.96 | -224,398.86 |
| '3270-0057-2010-0000 | Rectificación Ejercicio 2010 | -3,251.72 | 0.00 | -48,194.52 | -51,446.24 |
| '3270-0057-2011-0000 | Rectificación Ejercicio 2011 | 0.00 | 333,930.55 | -650.76 | -334,581.31 |
| '3270-0057-2012-0000 | Rectificación Ejercicio 2012 | -458,200.00 | 845,168.80 | -53,351.81 | -1,356,718.61 |
| '3270-0057-2013-0000 | Rectificación Ejercicio 2013 | -373,059.20 | 0.00 | -4,506.92 | -377,566.12 |
| '3270-0057-2014-0000 | Rectificación Ejercicio 2014 | -1,158,975.33 | 90,870.70 | -87,716.57 | -1,337,562.60 |
| '3270-0057-2015-0000 | Rectificación Ejercicio 2015 | 0.00 | 0.00 | -504.02 | -504.02 |
| '3270-0057-2016-0000 | Rectificación Ejercicio 2016 | 1,037,524.90 | 0.00 | 405.73 | 1,037,930.63 |
| '3270-0057-2017-0000 | Rectificación Ejercicio 2017 | 2,410,798.83 | 0.00 | -519,007.20 | 1,891,791.63 |
| '3270-0057-2018-0000 | Rectificación Ejercicio 2018 | -14,642,292.21 | 0.00 | -5,307,894.06 | -19,950,186.27 |
| '3270-0057-2019-0000 | Rectificación Ejercicio 2019 | 1,732,263.96 | 0.00 | 321,195.33 | 2,053,459.29 |
| '3272-0000-0000-0000 | Cambios por Errores Contables | 5,773,994.68 | 0.00 | 0.00 | 5,773,994.68 |
| '4100-0000-0000-0000 | INGRESOS DE GESTIÓN | 163,899.88 | 1.00 | 33,050.71 | 196,949.59 |
| '4150-0000-0000-0000 | Productos de Tipo Corriente | 163,899.88 | 1.00 | 33,050.71 | 196,949.59 |
| '4151-0000-0000-0000 | Productos | 163,899.88 | 1.00 | 33,050.71 | 196,949.59 |
| '4151-1000-0000-0000 | Ingresos por intereses | 163,899.88 | 1.00 | 33,050.71 | 196,949.59 |
| '4151-1000-0323-0000 | #0323 Participaciones Federales 2019 | 176.06 | 0.00 | 0.00 | 176.06 |
| '4151-1000-0411-0000 | #0411 Univ Tec Metropolitana IEPAC 2020 | 0.00 | 0.00 | 1,630.35 | 1,630.35 |
| '4151-1000-0627-0000 | #0627 Univ Tec Poniente Fam Superior 2020 | 193.67 | 0.00 | 171.95 | 365.62 |

| | | | | | |
|----------------------|--|----------------|------|---------------|----------------|
| '4151-1000-0870-0000 | #08705 IDEFEY Gtos de Sup Fam Potenciado 2015 | 13.49 | 0.00 | 0.41 | 13.90 |
| '4151-1000-1093-0000 | #1093 Univ La Uno Fam Superior 2020 | 6,884.18 | 0.00 | 5,190.28 | 12,074.46 |
| '4151-1000-1174-0000 | #1174 Pacten 2019 | 5,697.45 | 0.00 | 528.76 | 6,226.21 |
| '4151-1000-1383-0000 | #1383 Pacten 2019-2020 | 47.83 | 0.00 | 0.00 | 47.83 |
| '4151-1000-1388-0000 | #1388 Escuelas de Tiempo Completo 2020 | 582.36 | 0.00 | 281.80 | 864.16 |
| '4151-1000-1412-0000 | #1412 Univ Tec Metrop Fam Superior 2020 | 3,949.51 | 0.00 | 7,712.74 | 11,562.25 |
| '4151-1000-1461-0000 | #1461 Exp de la Educ Inicial 2020 | 0.00 | 0.00 | 110.17 | 110.17 |
| '4151-1000-1516-0000 | #1516 Remanentes Fam Basica 2019 | 8,480.53 | 0.00 | 0.00 | 8,480.53 |
| '4151-1000-1815-0000 | #1815 Gtos Sup x Mto Emergente | 4.50 | 0.00 | 0.00 | 4.50 |
| '4151-1000-1882-0000 | #1882 Recursos de Años Anteriores | 12,069.62 | 0.00 | 1,120.14 | 13,189.76 |
| '4151-1000-1905-0000 | #1905 Expansion de la Educ Inicial | 8,307.35 | 0.00 | 33.51 | 8,340.86 |
| '4151-1000-2025-0000 | #2025 Gasto Corriente 2009 Inverlat | 6.82 | 0.00 | 0.64 | 7.66 |
| '4151-1000-3201-0000 | #3201 Instalación de Juegos Infantiles | 74.99 | 0.00 | 0.00 | 74.99 |
| '4151-1000-3498-0000 | #3498 Recursos Propios 2020 | 28.80 | 0.00 | 1.25 | 30.05 |
| '4151-1000-3753-0000 | #3753 Fafef 2020 Electrificación | 1,028.73 | 0.00 | 910.09 | 1,938.82 |
| '4151-1000-3894-0000 | #3894 Fam Basica 2019 | 982.64 | 0.00 | 0.00 | 982.64 |
| '4151-1000-3986-0000 | #3986 Remanente Fam Basica 2020 | 0.00 | 0.00 | 560.94 | 560.94 |
| '4151-1000-4001-0000 | #4001 Fam Media Superior 2020 | 0.00 | 1.00 | 87.69 | 86.69 |
| '4151-1000-4661-0000 | #4661 Fise 2019 | 8.12 | 0.00 | 0.00 | 8.12 |
| '4151-1000-5268-0000 | #5268 Univ Polit Yuc Fam Superior 2020 | 5,249.19 | 0.00 | 8,292.39 | 13,541.58 |
| '4151-1000-5472-0000 | #5472 Univ Tec del Centro Fam Superior 2020 | 609.84 | 0.00 | 172.05 | 781.89 |
| '4151-1000-5703-0000 | #5703 Gasto Corriente 2009 Santander | 70.01 | 0.00 | 7.16 | 77.17 |
| '4151-1000-6051-0000 | #6051 Mto Emer Expansion Educ Inic 2019 Bmx | 4,995.27 | 0.00 | 7.58 | 4,102.85 |
| '4151-1000-6078-0000 | #6078 Participaciones Federales 2020 | 34,263.51 | 0.00 | 2,392.20 | 36,675.71 |
| '4151-1000-6196-0000 | #6196 Remanente Fam Superior 2019 | 6.59 | 0.00 | 0.00 | 6.59 |
| '4151-1000-6205-0000 | #6205 Incay PSV Mérida-Tetiz | 1,493.43 | 0.00 | 237.10 | 1,730.53 |
| '4151-1000-6717-0000 | #6717 Tec Tizimin Fam Superior 2020 | 2,466.60 | 0.00 | 1,346.34 | 4,003.14 |
| '4151-1000-7074-0000 | #7074 Participaciones 2019 Mto Emerg Bmx | 491.04 | 0.00 | 0.00 | 491.04 |
| '4151-1000-8756-0000 | #8756 Gto Corriente Bmx | 5,178.00 | 0.00 | 142.77 | 5,318.77 |
| '4151-1000-9136-0000 | #9136 Fam Basica 2020 | 61,531.55 | 0.00 | 1,712.20 | 63,243.75 |
| 4200-0000-0000-0000 | PARTICIPACIONES,APORTACIONES,TRANSFERENCIAS | 153,872,043.27 | 0.00 | 50,357,168.31 | 204,229,211.58 |
| 4220-0000-0000-0000 | Transferencias,Asignaciones,Subsidios y Otras Ayud | 153,872,043.27 | 0.00 | 50,357,168.31 | 204,229,211.58 |
| 4221-0000-0000-0000 | Transferencias Internas y Asignacion al Sector Pub | 60,006,620.93 | 0.00 | 8,935,243.87 | 68,941,864.80 |
| 4221-0000-0000-0001 | Transferencias y Asignaciones | 60,006,620.93 | 0.00 | 8,935,243.87 | 68,941,864.80 |
| '4221-2020-0627-0000 | #0627 Fam Superior 2020 | 644,662.00 | 0.00 | 135,224.00 | 779,776.00 |
| '4221-2020-1093-0000 | #1093 Univ La Uno Fam Sup 2020 | 11,235,927.00 | 0.00 | 1,566,737.00 | 12,794,664.00 |
| '4221-2020-1383-0000 | #1383 Pacten 2019-2020 | 600,000.00 | 0.00 | 0.00 | 600,000.00 |
| '4221-2020-1412-0000 | #1412 Fam Superior 2020 | 9,762,080.00 | 0.00 | 1,947,584.00 | 11,709,664.00 |
| '4221-2020-1461-0000 | #1461 Expansion de la Educ Inicial | 2,750,000.00 | 0.00 | 0.00 | 2,750,000.00 |
| '4221-2020-2321-0000 | #2321 Fam Potenciado | 148,984.93 | 0.00 | 31,373.87 | 180,358.80 |
| '4221-2020-2472-0000 | #2472 Pacten 2019-2020 | 395,000.00 | 0.00 | 0.00 | 395,000.00 |
| '4221-2020-5268-0000 | #5268 Fam Superior 2020 | 14,710,955.00 | 0.00 | 1,977,809.00 | 16,688,764.00 |
| '4221-2020-5472-0000 | #5472Fam superior 2020 | 644,552.00 | 0.00 | 135,224.00 | 779,776.00 |
| '4221-2020-6205-0000 | #6205 INCAY SPV MERIDA-TETIZ | 15,000,000.00 | 0.00 | 0.00 | 15,000,000.00 |
| '4221-2020-6717-0000 | #6717 Fam Superior 2020 | 4,114,570.00 | 0.00 | 549,292.00 | 4,663,862.00 |
| '4221-2020-0411-0000 | #0411 Univ Tec Metropolitana IEPAC | 0.00 | 0.00 | 2,600,000.00 | 2,600,000.00 |
| 4222-0000-0000-0000 | Transferencias al Resto del Sector Público | 93,865,422.34 | 0.00 | 41,421,924.44 | 135,287,346.78 |
| 4222-2020-0000-0000 | Ing.Programas 2020 | 93,865,422.34 | 0.00 | 41,421,924.44 | 135,287,346.78 |
| '4222-2020-0607-8000 | Aportacion Federal Gasto 2020 | 17,900,887.34 | 0.00 | 2,729,482.19 | 20,630,369.53 |
| '4222-2020-1388-0000 | #1388 Escuelas tiempo Completo 2020 | 6,762,733.25 | 0.00 | 0.00 | 6,762,733.25 |
| '4222-2020-1412-0000 | #1412 Univer.Tec.Metrop Fam basica 2020 | 3,900,000.00 | 0.00 | 0.00 | 3,900,000.00 |
| '4222-2020-3498-0000 | #3498 Recursos Propios 2020 | 2,621,714.00 | 0.00 | 195,097.00 | 2,818,811.00 |
| '4222-2020-3753-0000 | #3753 Fafef 2020 Electrificación | 8,999,999.75 | 0.00 | 1,000,000.25 | 10,000,000.00 |
| '4222-2020-3986-0000 | #3986 Rem Fam Basica 2020 | 0.00 | 0.00 | 23,000,000.00 | 23,000,000.00 |
| '4222-2020-4001-0000 | #4001 Fam Media Sup 2020 | 0.00 | 0.00 | 5,077,823.00 | 5,077,823.00 |
| '4222-2020-9136-0000 | #9136 Fam basica 2020 | 53,678,088.00 | 0.00 | 9,419,522.00 | 63,097,610.00 |

| | | | | | |
|---------------------|---|---------------|--------------|-----------|---------------|
| 4300-0000-0000-0000 | OTROS INGRESOS | 2,305,575.31 | 382.91 | 44,596.60 | 2,349,789.00 |
| 4340-0000-0000-0000 | Otros Ingresos | 2,305,575.31 | 382.91 | 44,596.60 | 2,349,789.00 |
| 4340-0094-0000-0000 | Vta. Bases Recuperacion Gtos | 1,309,000.00 | 0.00 | 30,885.00 | 1,339,885.00 |
| 4340-0094-0002-0000 | Licitaciones en Ventanilla | 1,309,000.00 | 0.00 | 28,000.00 | 1,337,000.00 |
| 4340-0094-0004-0000 | Ingresos Diversos | 0.00 | 0.00 | 2,885.00 | 2,885.00 |
| 4340-0095-0000-0000 | ING MULTAS, RETENC, DEDUCTIVAS | 757,076.42 | 382.91 | 12,774.32 | 789,467.83 |
| 4340-0095-2008-0000 | Programas 2008 | 152,000.00 | 0.00 | 0.00 | 152,000.00 |
| 4340-0095-8756-0000 | #8756 Gto Corriente Bnmex | 152,000.00 | 0.00 | 0.00 | 152,000.00 |
| 4340-0095-2020-0000 | Programas 2020 | 817.24 | 382.91 | 12,774.32 | 13,208.65 |
| 4340-0095-2472-0000 | *2472 pacten 19 20 | 817.24 | 0.00 | 0.00 | 817.24 |
| 4340-0095-9136-0000 | #9136 Fam basica 2020 | 0.00 | 382.91 | 12,774.32 | 12,391.41 |
| 4340-0095-3498-0000 | #3498 Recursos Propios 2020 | 31,259.18 | 0.00 | 0.00 | 31,259.18 |
| 4340-0095-6078-0000 | #6078 Gasto Corriente | 573,000.00 | 0.00 | 0.00 | 573,000.00 |
| 4340-0097-0000-0000 | Ing. Por Recuperacion de Gastos Por Transferencias | 61,943.46 | 0.00 | 0.00 | 61,943.46 |
| 4340-0097-2008-0000 | Ing x Recup de Gtos Transf Programas 2008 | 61,943.46 | 0.00 | 0.00 | 61,943.46 |
| 4340-0097-8756-0000 | #8756 Gto Corriente Bnmex | 61,943.46 | 0.00 | 0.00 | 61,943.46 |
| 4342-0000-0000-0000 | Bonificaciones y Descuentos Obtenidos | 0.00 | 0.00 | 937.28 | 937.28 |
| 4349-0000-0000-0000 | Otros Ingresos Varios | 177,555.43 | 0.00 | 0.00 | 177,555.43 |
| 4349-0001-0000-0000 | Otros ingresos por centavos | 97,120.04 | 0.00 | 0.00 | 97,120.04 |
| 4349-0097-0000-0000 | ING. POR RECUP.GTOS.TRANSFERENCIAS | 80,435.39 | 0.00 | 0.00 | 80,435.39 |
| 4349-0097-2019-0000 | RECUP. GTOS TRANSF. 2019 | 80,435.39 | 0.00 | 0.00 | 80,435.39 |
| 4349-0097-1815-0000 | #1815 Gtos de Sup por Manillo Emergente Scotiabank | 80,435.39 | 0.00 | 0.00 | 80,435.39 |
| 5000-0000-0000-0000 | GASTOS Y OTRAS PERDIDAS | 22,738,125.71 | 3,165,264.85 | 0.00 | 25,903,390.57 |
| 5100-0000-0000-0000 | GASTOS DE FUNCIONAMIENTO | 22,738,125.71 | 3,165,264.85 | 0.00 | 25,903,390.57 |
| 5110-1000-0000-0000 | Servicios Personales | 16,018,557.55 | 2,258,031.85 | 0.00 | 18,276,589.41 |
| 5111-1000-0000-0000 | Remuneraciones al Personal de Carácter Permanente | 11,880,891.02 | 1,739,924.08 | 0.00 | 13,620,815.10 |
| 5111-1000-1131-0000 | SUELDOS BASE AL PERSONAL PERMANENTE | 11,880,891.02 | 1,739,924.08 | 0.00 | 13,620,815.10 |
| 5111-1000-1131-0601 | Dir General | 681,080.00 | 83,058.60 | 0.00 | 764,138.60 |
| 5111-1000-1131-0602 | Dir administrativa | 4,012,192.40 | 541,183.20 | 0.00 | 4,553,375.60 |
| 5111-1000-1131-0603 | Dir Construccion | 3,666,496.30 | 576,979.18 | 0.00 | 4,243,475.48 |
| 5111-1000-1131-0604 | Dir proyectos | 1,824,845.34 | 222,686.70 | 0.00 | 2,047,532.04 |
| 5111-1000-1131-0605 | Dir Normalidad | 990,146.14 | 132,294.60 | 0.00 | 1,122,440.74 |
| 5111-1000-1131-0607 | Dir Electrificación y electricidad | 686,130.84 | 183,721.80 | 0.00 | 869,852.64 |
| 5112-1000-0000-0000 | Remuneraciones al Personal de Carácter Transitorio | 750.00 | 0.00 | 0.00 | 750.00 |
| 5112-1000-1231-0000 | Retribuciones por Servicios de Carácter Social | 750.00 | 0.00 | 0.00 | 750.00 |
| 5112-1000-1231-0604 | Dir proy Retrib por Servicios de Carácter Social | 750.00 | 0.00 | 0.00 | 750.00 |
| 5113-1000-0000-0000 | Remuneraciones Adicionales y Espectales | 1,389,263.17 | 175,118.29 | 0.00 | 1,564,381.46 |
| 5113-1000-0000-0602 | Dir Administración | 0.00 | 0.00 | 0.00 | 0.00 |
| 5113-1000-0000-0603 | Dir. Construcción | 0.00 | 0.00 | 0.00 | 0.00 |
| 5113-1000-1311-0000 | Primas por años de servicios efectivos prestados | 42,158.00 | 6,003.00 | 0.00 | 48,161.00 |
| 5113-1000-1311-0602 | DA Primas por años de servicios efectivos prestados | 17,758.00 | 2,460.00 | 0.00 | 20,218.00 |
| 5113-1000-1311-0603 | DC Primas por años de servicios efectivos prestados | 17,572.00 | 2,256.00 | 0.00 | 19,828.00 |
| 5113-1000-1311-0604 | Primas por años de servicios efectivos prestados | 3,658.00 | 487.00 | 0.00 | 4,145.00 |
| 5113-1000-1311-0607 | Primas por años de servicios efectivos prestados | 3,170.00 | 800.00 | 0.00 | 3,970.00 |
| 5113-1000-1321-0000 | Primas de Vacaciones, Dominical | 260,779.65 | 421.87 | 0.00 | 261,201.52 |
| 5113-1000-1321-0601 | DG Primas de Vacaciones, Dominical | 13,843.10 | 0.00 | 0.00 | 13,843.10 |
| 5113-1000-1321-0602 | DA Primas de Vacaciones, Dominical | 83,704.31 | 0.00 | 0.00 | 83,704.31 |
| 5113-1000-1321-0603 | DC Primas de Vacaciones, Dominical | 71,841.85 | 421.87 | 0.00 | 72,263.72 |
| 5113-1000-1321-0604 | DP Primas de Vacaciones, Dominical | 36,071.90 | 0.00 | 0.00 | 36,071.90 |
| 5113-1000-1321-0605 | DCN Primas de Vacaciones, Dominical | 22,565.01 | 0.00 | 0.00 | 22,565.01 |
| 5113-1000-1321-0607 | DCN Primas de Vacaciones, Dominical | 32,753.48 | 0.00 | 0.00 | 32,753.48 |
| 5113-1000-1322-0000 | Gratificación de Fin de Año | 13,060.58 | 6,046.01 | 0.00 | 19,106.59 |
| 5113-1000-1322-0602 | DA Gratificación de Fin de Año | 12,828.21 | 0.00 | 0.00 | 12,828.21 |
| 5113-1000-1322-0603 | DC Gratificación de Fin de Año | 0.00 | 6,046.01 | 0.00 | 6,046.01 |
| 5113-1000-1322-0604 | DP Gratificación de Fin de Año | 232.37 | 0.00 | 0.00 | 232.37 |
| 5113-1000-1331-0000 | Horas Extraordinarias | 78,184.87 | 20,716.91 | 0.00 | 98,901.78 |

| | | | | | |
|---------------------|---|--------------|------------|------|--------------|
| 5113-1000-1331-0602 | DA Horas Extraordinarias | 78,184.87 | 20,716.91 | 0.00 | 98,901.78 |
| 5113-1000-1344-0000 | Compensación Garantizada | 995,080.07 | 141,930.50 | 0.00 | 1,137,010.57 |
| 5113-1000-1344-0601 | DG Compensación Garantizada | 56,176.00 | 7,022.00 | 0.00 | 63,198.00 |
| 5113-1000-1344-0602 | DA Compensación Garantizada | 405,812.57 | 57,445.70 | 0.00 | 463,258.27 |
| 5113-1000-1344-0603 | DC Compensación Garantizada | 276,090.70 | 42,553.00 | 0.00 | 318,643.70 |
| 5113-1000-1344-0604 | DP Compensación Garantizada | 226,345.00 | 28,274.00 | 0.00 | 254,619.00 |
| 5113-1000-1344-0605 | DCN Compensación Garantizada | 16,480.00 | 2,060.00 | 0.00 | 18,540.00 |
| 5113-1000-1344-0607 | DCN Compensación Garantizada | 14,175.80 | 4,575.80 | 0.00 | 18,751.60 |
| 5114-1000-0000-0000 | Seguridad Social | 1,826,374.01 | 229,305.73 | 0.00 | 2,055,679.74 |
| 5114-1000-0000-0602 | Dir. Administración | 0.00 | 0.00 | 0.00 | 0.00 |
| 5114-1000-0000-0605 | Dir. Normatividad | 2,426.10 | 0.00 | 0.00 | 2,426.10 |
| 5114-1000-1411-0000 | APORTACIONES DE SEGURIDAD SOCIAL | 1,516,786.69 | 229,305.73 | 0.00 | 1,746,092.42 |
| 5114-1000-1411-0601 | DG Cuotas de Seguridad Social | 53,500.92 | 6,987.62 | 0.00 | 60,488.54 |
| 5114-1000-1411-0602 | DA Cuotas de Seguridad Social | 543,902.33 | 74,965.58 | 0.00 | 618,867.89 |
| 5114-1000-1411-0603 | DC Cuotas de Seguridad Social | 469,769.08 | 76,743.08 | 0.00 | 546,512.16 |
| 5114-1000-1411-0604 | DP Cuotas de Seguridad Social | 229,491.75 | 28,697.32 | 0.00 | 258,189.07 |
| 5114-1000-1411-0605 | DCN Cuotas de Seguridad Social | 134,805.98 | 19,450.08 | 0.00 | 154,256.06 |
| 5114-1000-1411-0607 | DCN Cuotas de Seguridad Social | 85,316.63 | 22,762.07 | 0.00 | 108,078.70 |
| 5114-1000-1441-0000 | Cuotas para el seguro de vida | 307,161.22 | 0.00 | 0.00 | 307,161.22 |
| 5114-1000-1441-0602 | DA Cuotas para el Seguro de Vida del Personal | 307,161.22 | 0.00 | 0.00 | 307,161.22 |
| 5115-1000-0000-0000 | Otras Prestaciones Sociales y Económicas | 811,384.08 | 109,200.00 | 0.00 | 920,584.08 |
| 5115-1000-0000-0603 | Dir. Construcción | 0.00 | 0.00 | 0.00 | 0.00 |
| 5115-1000-1521-0000 | Liquidaciones x indemnizaciones y sueldos caídos | 21,203.70 | 0.00 | 0.00 | 21,203.70 |
| 5115-1000-1521-0604 | DPLiquidaciones x Indemnizaciones y Sueldos Caidos | 21,203.70 | 0.00 | 0.00 | 21,203.70 |
| 5115-1000-1523-0000 | liquidaciones | 93,895.38 | 0.00 | 0.00 | 93,895.38 |
| 5115-1000-1523-0602 | DA liquidaciones | 85,546.70 | 0.00 | 0.00 | 85,546.70 |
| 5115-1000-1523-0604 | DA LIQUIDACIONES | 7,348.68 | 0.00 | 0.00 | 7,348.68 |
| 5115-1000-1541-0000 | Prestaciones Establecidas x Condiciones Grís de Tra | 696,285.00 | 109,200.00 | 0.00 | 805,485.00 |
| 5115-1000-1541-0601 | Prestaciones establecidas x Condiciones Grís d trab | 15,600.00 | 1,950.00 | 0.00 | 17,550.00 |
| 5115-1000-1541-0602 | Prestaciones establecidas x Condiciones Grís d trab | 358,065.00 | 46,750.00 | 0.00 | 404,815.00 |
| 5115-1000-1541-0603 | Prestaciones establecidas x Condiciones Grís d trab | 156,000.00 | 33,150.00 | 0.00 | 189,150.00 |
| 5115-1000-1541-0604 | Prestaciones establecidas x Condiciones Grís d trab | 93,600.00 | 11,700.00 | 0.00 | 105,300.00 |
| 5115-1000-1541-0605 | Prestaciones establecidas x Condiciones Grís d trab | 31,200.00 | 3,900.00 | 0.00 | 35,100.00 |
| 5115-1000-1541-0607 | Prestaciones establecidas x Condiciones Grís d trab | 41,820.00 | 9,750.00 | 0.00 | 51,570.00 |
| 5117-1000-0000-0000 | Pago de Estímulos a Servidores Públicos | 109,895.28 | 4,483.75 | 0.00 | 114,379.03 |
| 5117-1000-1712-0000 | Estímulos al Personal Operativo | 109,895.28 | 4,483.75 | 0.00 | 114,379.03 |
| 5117-1000-1712-0602 | Estímulos al Personal Operativo | 86,923.65 | 3,837.26 | 0.00 | 90,760.91 |
| 5117-1000-1712-0603 | Estímulos al Personal Operativo | 15,602.51 | 0.00 | 0.00 | 15,602.51 |
| 5117-1000-1712-0604 | Estímulos al Personal Operativo | 2,766.89 | 0.00 | 0.00 | 2,766.89 |
| 5117-1000-1712-0605 | Estímulos al Personal Operativo | 3,227.65 | 236.39 | 0.00 | 3,464.04 |
| 5117-1000-1712-0607 | Estímulos al Personal Operativo | 1,374.58 | 410.10 | 0.00 | 1,784.68 |
| 5120-2000-0000-0000 | Materiales y Suministros | 3,330,835.28 | 445,280.55 | 0.00 | 3,776,115.83 |
| 5121-2000-0000-0000 | Materiales de Admon,Emisión de Doctes y Art Ofic | 191,735.86 | 66,148.23 | 0.00 | 257,884.19 |
| 5121-2000-0000-0602 | Dir. Administración | 0.00 | 0.00 | 0.00 | 0.00 |
| 5121-2000-2111-0000 | Materiales, Útiles y Equipos Menores de Oficina | 97,753.46 | 44,576.52 | 0.00 | 142,329.98 |
| 5121-2000-2111-0602 | Materiales, Útiles y Equipos Menores de Oficinas | 97,753.46 | 44,576.52 | 0.00 | 142,329.98 |
| 5121-2000-2141-0000 | Materiales, Útiles y Equipos Menores de tec de Inf | 556.90 | 0.00 | 0.00 | 556.90 |
| 5121-2000-2141-0602 | Materiales, Útiles y Equipos Menores de tec de Inf | 556.90 | 0.00 | 0.00 | 556.90 |
| 5121-2000-2151-0000 | Material Impreso E Información Digital | 3,959.00 | 3,385.00 | 0.00 | 7,344.00 |
| 5121-2000-2151-0602 | Material Impreso E Información Digital | 3,959.00 | 3,385.00 | 0.00 | 7,344.00 |
| 5121-2000-2161-0000 | Material de Limpieza | 89,466.60 | 18,186.71 | 0.00 | 107,653.31 |
| 5121-2000-2161-0602 | Material de Limpieza | 89,466.60 | 18,186.71 | 0.00 | 107,653.31 |
| 5122-2000-0000-0000 | Alimentos y Utensilios | 65,499.54 | 4,829.49 | 0.00 | 70,329.03 |
| 5122-2000-2213-0000 | Utensilios para el Servicio de Alimentación | 8,842.00 | 1,200.00 | 0.00 | 9,842.00 |
| 5122-2000-2213-0602 | Productos alimenticios para el personal en las ins | 8,842.00 | 1,200.00 | 0.00 | 9,842.00 |
| 5122-2000-2215-0000 | Productos Alimenticios Actividades Extraordinarias | 56,428.54 | 3,629.49 | 0.00 | 60,058.03 |

| | | | | | |
|----------------------|--|--------------|------------|------|--------------|
| '5122-2000-2215-0602 | Productos Alimenticios Actividades Extraordinarias | 56,428.54 | 3,629.49 | 0.00 | 60,058.03 |
| '5122-2000-2231-0000 | Utensilios para el Servicio de Alimentación | 429.00 | 0.00 | 0.00 | 429.00 |
| '5122-2000-2231-0602 | Utensilios para el Servicio de Alimentación | 429.00 | 0.00 | 0.00 | 429.00 |
| '5124-2000-0000-0000 | Materiales y Artículos de Construcción y de Rep | 1,166,062.95 | 4,614.57 | 0.00 | 1,170,677.52 |
| '5124-2000-0000-0602 | Dir. Administración | 1,166,062.95 | 4,614.57 | 0.00 | 1,170,677.52 |
| '5124-2000-2421-0602 | Cemento y Productos de Concreto | 1,411.48 | 0.00 | 0.00 | 1,411.48 |
| '5124-2000-2441-0602 | Madera y Productos de Madera | 1,178.54 | 0.00 | 0.00 | 1,178.54 |
| '5124-2000-2461-0602 | Material Eléctrico y Electronico | 7,402.77 | 2,409.18 | 0.00 | 9,811.95 |
| '5124-2000-2471-0602 | Artículos Metálicos para la Construcción | 1,048,441.94 | 0.00 | 0.00 | 1,048,441.94 |
| '5124-2000-2481-0602 | Materiales Complementarios | 4,239.54 | 0.00 | 0.00 | 4,239.54 |
| '5124-2000-2491-0602 | Otros Materiales y Artículos de Construcc y Rep | 103,388.88 | 2,205.39 | 0.00 | 105,594.07 |
| '5125-2000-0000-0000 | Productos Químicos, Farmacéuticos y de Lab | 40,139.62 | 0.00 | 0.00 | 40,139.62 |
| '5125-2000-0000-0602 | Dir. Administración | 40,139.62 | 0.00 | 0.00 | 40,139.62 |
| '5125-2000-2531-0602 | Medicinas y Productos Farmacéuticos | 40,139.62 | 0.00 | 0.00 | 40,139.62 |
| '5126-2000-0000-0000 | Combustible, Lubrificantes y Aditivos | 1,781,200.00 | 360,000.00 | 0.00 | 2,141,200.00 |
| '5126-2000-0000-0602 | Dir. Administración | 1,781,200.00 | 360,000.00 | 0.00 | 2,141,200.00 |
| '5126-2000-2611-0602 | Combustibles Para Vehículos Terrestres | 1,781,200.00 | 360,000.00 | 0.00 | 2,141,200.00 |
| '5127-2000-0000-0000 | Vestuario, Blancos, Prendas de Protec y Art Dep | 36,500.40 | 0.00 | 0.00 | 36,500.40 |
| '5127-2000-0000-0602 | Dir. Administración | 36,500.40 | 0.00 | 0.00 | 36,500.40 |
| '5127-2000-2711-0602 | Vestuario y Uniformes | 36,500.40 | 0.00 | 0.00 | 36,500.40 |
| '5129-2000-0000-0000 | Herramientas, Refacciones y Accesorios Menores | 49,698.81 | 9,688.26 | 0.00 | 59,385.07 |
| '5129-2000-0000-0602 | Dir. Administración | 49,698.81 | 9,688.26 | 0.00 | 59,385.07 |
| '5129-2000-2921-0602 | Refacciones y Accesorios Menores de Edificios | 7,399.14 | 2,399.23 | 0.00 | 9,798.37 |
| '5129-2000-2941-0602 | Refacciones y Accesorios Men de Eq de Comp y Tec Inf | 13,964.53 | 0.00 | 0.00 | 13,964.53 |
| '5129-2000-2961-0602 | Refacc y Acces Men de Eq de Transp | 27,779.89 | 6,781.36 | 0.00 | 34,561.25 |
| '5129-2000-2981-0602 | Refacc y Acces Men de Maq y Otros Equipos | 35.00 | 0.00 | 0.00 | 35.00 |
| '5129-2000-2991-0602 | Refacciones y Acces Menores Otros Bienes Muebles | 518.25 | 507.67 | 0.00 | 1,025.92 |
| '5130-3000-0000-0000 | Servicios Generales | 3,388,732.87 | 481,952.48 | 0.00 | 3,850,685.33 |
| '5131-3000-0000-0000 | Servicios Básicos | 638,252.70 | 83,652.52 | 0.00 | 721,905.22 |
| '5131-3000-0000-0602 | Dir. Administración | 0.00 | 0.00 | 0.00 | 0.00 |
| '5131-3000-3111-0000 | SERVICIO DE ENERGIA ELÉCTRICA | 366,734.00 | 47,663.00 | 0.00 | 414,397.00 |
| '5131-3000-3111-0602 | Energía Eléctrica | 366,734.00 | 47,663.00 | 0.00 | 414,397.00 |
| '5131-3000-3131-0000 | Servicio de agua | 548.00 | 0.00 | 0.00 | 548.00 |
| '5131-3000-3131-0602 | Servicio de Agua | 548.00 | 0.00 | 0.00 | 548.00 |
| '5131-3000-3141-0000 | Telefonía Tradicional | 121,494.85 | 14,281.52 | 0.00 | 135,776.37 |
| '5131-3000-3141-0602 | Telefonía Tradicional | 121,494.85 | 14,281.52 | 0.00 | 135,776.37 |
| '5131-3000-3151-0000 | Servicio telefonía celular | 124,641.52 | 0.00 | 0.00 | 124,641.52 |
| '5131-3000-3151-0602 | Servicio de Telefonía Celular | 124,641.52 | 0.00 | 0.00 | 124,641.52 |
| '5131-3000-3161-0000 | Servicio de telecomunicaciones y satélites | 0.00 | 18,130.00 | 0.00 | 18,130.00 |
| '5131-3000-3161-0602 | Servicios de Telecomunicaciones y Satélites | 0.00 | 18,130.00 | 0.00 | 18,130.00 |
| '5131-3000-3171-0000 | Servicio de conducción de señales analógicas y dig | 21,373.15 | 3,578.00 | 0.00 | 24,951.15 |
| '5131-3000-3171-0602 | Servicios de Conducción de Señales Analógica y Dig | 21,373.15 | 3,578.00 | 0.00 | 24,951.15 |
| '5131-3000-3181-0000 | Servicio postal | 3,461.18 | 0.00 | 0.00 | 3,461.18 |
| '5131-3000-3181-0602 | Servicio Postal | 3,461.18 | 0.00 | 0.00 | 3,461.18 |
| '5132-3000-0000-0000 | Servicios de Arrendamiento | 475,370.02 | 52,251.58 | 0.00 | 527,621.60 |
| '5132-3000-3232-0000 | Arrendamiento de Equipo y Bienes Informáticos | 422,870.02 | 52,251.58 | 0.00 | 475,121.60 |
| '5132-3000-3232-0602 | Arrendamiento de Equipo y Bienes Informáticos | 422,870.02 | 52,251.58 | 0.00 | 475,121.60 |
| '5132-3000-3271-0000 | Patentes, Regalías y Otros | 52,500.00 | 0.00 | 0.00 | 52,500.00 |
| '5132-3000-3271-0602 | Patentes, Regalías y Otros | 52,500.00 | 0.00 | 0.00 | 52,500.00 |
| '5133-3000-0000-0000 | Servicios Profesionales, Científ y Tec y Otros Ser | 698,864.66 | 146,741.00 | 0.00 | 843,405.66 |
| '5133-3000-3311-0000 | Servicios Legales de Contabilidad Auditoría y Rel | 162,574.66 | 0.00 | 0.00 | 162,574.66 |
| '5133-3000-3311-0602 | Servicios Legales, de Contabilidad, Auditoría y Rel | 162,574.66 | 0.00 | 0.00 | 162,574.66 |
| '5133-3000-3321-0000 | Servicios de Diseño Arq Ing y Act Relacionadas | 0.00 | 58,000.00 | 0.00 | 58,000.00 |
| '5133-3000-3321-0602 | Servicios de Diseño, Arq, Ing, y Act Relacionadas | 0.00 | 58,000.00 | 0.00 | 58,000.00 |
| '5133-3000-3332-0000 | Serv de Consultoría Tec y en TI | 7,540.00 | 0.00 | 0.00 | 7,540.00 |
| '5133-3000-3332-0602 | Dirección de Administración | 7,540.00 | 0.00 | 0.00 | 7,540.00 |

| | | | | | |
|----------------------|---|--------------|------------|------------|------------|
| *5133-3000-3362-0000 | Imp y elab de Doc Oficiales Derivados de la Operac | 227,062.00 | 51,209.00 | 0.00 | 278,271.00 |
| *5133-3000-3362-0602 | Imp y Elab de Doc Oficiales Derivados de la Operac | 227,062.00 | 51,209.00 | 0.00 | 278,271.00 |
| *5133-3000-3363-0000 | Otros Servicios Comerciales | 265.00 | 0.00 | 0.00 | 265.00 |
| *5133-3000-3363-0602 | Otros Servicios Comerciales | 265.00 | 0.00 | 0.00 | 265.00 |
| *5133-3000-3381-0000 | Servicios de Vigilancia | 299,223.00 | 37,532.00 | 0.00 | 336,755.00 |
| *5133-3000-3381-0602 | Servicios de Vigilancia | 299,223.00 | 37,532.00 | 0.00 | 336,755.00 |
| *5134-3000-0000-0000 | Serv Financieros, Bancarios y Comerciales | 402,115.63 | 0.00 | 0.00 | 402,115.63 |
| *5134-3000-3411-0000 | Intereses Documentos y Otros Serv Bancarios | 1,578.54 | 0.00 | 0.00 | 1,578.54 |
| *5134-3000-3411-0602 | Intereses, Documentos y Otros Serv Bancarios | 1,578.54 | 0.00 | 0.00 | 1,578.54 |
| *5134-3000-3452-0000 | Deducibles Coaseguros y Contribuciones | 3,975.00 | 0.00 | 0.00 | 3,975.00 |
| *5134-3000-3452-0602 | Deducibles, Coaseguros y Contribuciones | 3,975.00 | 0.00 | 0.00 | 3,975.00 |
| *5134-3000-3454-0000 | Seguros Vehiculares | 396,562.09 | 0.00 | 0.00 | 396,562.09 |
| *5134-3000-3454-0602 | Seguros Vehiculares | 396,562.09 | 0.00 | 0.00 | 396,562.09 |
| *5135-3000-0000-0000 | Serv de Inst,Rep y Mto y Conservación | 602,388.09 | 101,426.31 | 0.00 | 703,814.40 |
| *5135-3000-0000-0602 | Dir. Administración | 0.00 | 0.00 | 0.00 | 0.00 |
| *5135-3000-3511-0000 | Conservación y Mantenimiento de Inmuebles | 187,561.10 | 0.00 | 0.00 | 187,561.10 |
| *5135-3000-3511-0602 | Conservación y Mantenimiento de Inmuebles | 187,561.10 | 0.00 | 0.00 | 187,561.10 |
| *5135-3000-3521-0000 | Mto y Conservación de Mob y Equipo de Admi | 3,654.00 | 0.00 | 0.00 | 3,654.00 |
| *5135-3000-3521-0602 | Mto y Conservación de Mob y Equipo de Admon | 3,654.00 | 0.00 | 0.00 | 3,654.00 |
| *5135-3000-3531-0000 | Mto y Conservación de bienes Informáticos | 8,429.33 | 0.00 | 0.00 | 8,429.33 |
| *5135-3000-3531-0602 | Mto y Conservación de Bienes Informáticos | 8,429.33 | 0.00 | 0.00 | 8,429.33 |
| *5135-3000-3551-0000 | Mto y Conserv de Veh Terrestre | 349,289.28 | 100,259.08 | 0.00 | 449,548.36 |
| *5135-3000-3551-0602 | Mto y Conserv de Veh Terrestres | 349,289.28 | 100,259.08 | 0.00 | 449,548.36 |
| *5135-3000-3571-0000 | Mto y Conservación de Maquinaria y Equipo | 44,116.54 | 0.00 | 0.00 | 44,116.54 |
| *5135-3000-3571-0602 | Mto y Conservación de Maquinaria y Equipo | 44,116.54 | 0.00 | 0.00 | 44,116.54 |
| *5135-3000-3581-0000 | Serv de Lavandería Limpieza Higiene | 9,337.84 | 1,167.23 | 0.00 | 10,505.07 |
| *5135-3000-3581-0602 | Serv de Lavandería, Limpieza, Higiene | 9,337.84 | 1,167.23 | 0.00 | 10,505.07 |
| *5137-3000-0000-0000 | Servicios de Traslado y Viáticos | 17,561.00 | 1,100.00 | 0.00 | 18,661.00 |
| *5137-3000-3752-0000 | Viaticos para labores en campo y de supervision | 17,561.00 | 1,100.00 | 0.00 | 18,661.00 |
| *5137-3000-3752-0602 | Viaticos Para Labores en Campo y de Supervisión | 17,561.00 | 1,100.00 | 0.00 | 18,661.00 |
| *5139-3000-0000-0000 | Otros Servicios Generales | 566,380.77 | 76,781.05 | 0.00 | 633,161.82 |
| *5139-3000-3921-0000 | Otros impuestos y derechos | 4,389.00 | 0.00 | 0.00 | 4,389.00 |
| *5139-3000-3921-0602 | Otros Impuestos y Derechos | 4,389.00 | 0.00 | 0.00 | 4,389.00 |
| *5139-3000-3951-0000 | Penas multas accesorios y actualizaciones | 2,131.00 | 0.00 | 0.00 | 2,131.00 |
| *5139-3000-3951-0602 | Penas, Multas Accesorios y Actualizaciones | 2,131.00 | 0.00 | 0.00 | 2,131.00 |
| *5139-3000-3981-0000 | Impuestos sobre nomina | 549,660.77 | 76,781.05 | 0.00 | 626,441.82 |
| *5139-3000-3981-0601 | Impuesto Sobre Nomina | 30,044.00 | 3,603.22 | 0.00 | 33,647.22 |
| *5139-3000-3981-0602 | Impuesto Sobre Nomina | 200,180.57 | 25,025.72 | 0.00 | 225,206.29 |
| *5139-3000-3981-0603 | Impuesto Sobre Nomina | 162,499.79 | 25,130.23 | 0.00 | 187,630.02 |
| *5139-3000-3981-0604 | Impuesto Sobre Nomina | 83,741.45 | 10,057.92 | 0.00 | 93,799.37 |
| *5139-3000-3981-0605 | Impuesto Sobre Nomina | 41,296.80 | 5,383.65 | 0.00 | 46,680.45 |
| *5139-3000-3981-0607 | Impuesto Sobre Nomina | 32,098.16 | 7,580.31 | 0.00 | 39,678.47 |
| *5500-0000-0000-0000 | OTROS GASTOS Y PERDIDAS EXTRAORDINARIAS | 1,086,250.45 | 69,611.59 | 578,838.32 | 577,023.72 |
| *5510-0000-0000-0000 | Est, Depreciaciones, Deterioros, Amort, Prov y Reserv | 1,083,682.32 | 69,587.23 | 578,838.32 | 574,431.23 |
| *5513-0000-0000-0000 | Depreciación de Bienes Inmuebles | 642,510.56 | 7,959.03 | 578,838.32 | 71,631.27 |
| *5513-0001-2020-0000 | Depreciacion de Edificios No Residencial | 642,510.56 | 7,959.03 | 578,838.32 | 71,631.27 |
| *5515-0000-0000-0000 | Deterioro de Bienes Muebles | 375,612.64 | 53,270.01 | 0.00 | 428,882.65 |
| *5515-0001-2020-0000 | Dececiacion de Mobiliario y Equipo 2020 | 97,627.29 | 12,708.16 | 0.00 | 110,335.47 |
| *5515-0002-2020-0000 | Dececiacion de Herramienta y Maquinaria 2020 | 17,101.92 | 2,137.74 | 0.00 | 19,239.66 |
| *5515-0003-2020-0000 | Dececiacion de Equipo de Transmision 2020 | 430.00 | 53.75 | 0.00 | 483.75 |
| *5515-0004-2020-0000 | Dececiacion Acumulada de Equipo de Computo 2020 | 234,306.08 | 35,275.91 | 0.00 | 269,581.99 |
| *5515-0005-2020-0000 | Dececiacion Otros Mob y Equipo de Admon 2020 | 812.00 | 101.50 | 0.00 | 913.50 |
| *5515-0006-2020-0000 | Dececiacion Maq y Equipo Industrial | 3,566.40 | 445.80 | 0.00 | 4,012.20 |
| *5515-0007-2020-0000 | Dececiacion Maq y Eq de Construccion 2020 | 2,466.91 | 0.00 | 0.00 | 2,466.91 |
| *5515-0008-2020-0000 | Dececiacion Sist de Aires Acond 2020 | 18,346.12 | 2,427.64 | 0.00 | 20,773.76 |
| *5515-0009-2020-0000 | Dececiacion Otros Equipos 2020 | 955.92 | 119.49 | 0.00 | 1,075.41 |


| | | | | | |
|----------------------|--|---------------|--------------|------|---------------|
| '5517-0000-0000-0000 | Amortización de Activos Intangibles | 65,559.12 | 8,358.19 | 0.00 | 73,917.31 |
| '5517-0002-2020-0000 | Amortización Acumulada de Licencias 2020 | 65,559.12 | 8,358.19 | 0.00 | 73,917.31 |
| '5599-0000-0000-0000 | Otros Gastos | 2,568.13 | 24.36 | 0.00 | 2,592.49 |
| '5599-0000-0000-0000 | Otros Gastos Varios | 2,568.13 | 24.36 | 0.00 | 2,592.49 |
| '5599-0527-0000-0000 | '0527 Univ Tec Poniente Fam Superior 2020 | 348.00 | 0.00 | 0.00 | 348.00 |
| '5599-1166-0000-0000 | '1166 Fam Media Superior | 5.88 | 0.00 | 0.00 | 5.88 |
| '5599-1377-0000-0000 | '1377 Fam Superior 2019 | 40.57 | 0.00 | 0.00 | 40.57 |
| '5599-1383-0000-0000 | 1383 pacten 20 | 32.48 | 0.00 | 0.00 | 32.48 |
| '5599-1412-0000-0000 | '1412 Univ Tec Metrop Fam Superior 2020 | 348.00 | 0.00 | 0.00 | 348.00 |
| '5599-1461-0000-0000 | '1461 Exp de la Educ Inicial 2020 | 0.00 | 24.36 | 0.00 | 24.36 |
| '5599-1516-0000-0000 | '1516 Remanentes Fam Basica 2019 | 28.27 | 0.00 | 0.00 | 28.27 |
| '5599-1905-0000-0000 | '1905 Expansión de la Educ Inicial | 1,044.00 | 0.00 | 0.00 | 1,044.00 |
| '5599-2472-0000-0000 | '2472 Pacten 2019-2020 Normal-Dzidzantun | 8.12 | 0.00 | 0.00 | 8.12 |
| '5599-3753-0000-0000 | '3753 Fafef 2020 Electrificación | 1.00 | 0.00 | 0.00 | 1.00 |
| '5599-4661-0000-0000 | 4661 Fise 2019 | 8.12 | 0.00 | 0.00 | 8.12 |
| '5599-5268-0000-0000 | '5268 Univ Pol de Yuc Fam Superior 2020 | 348.00 | 0.00 | 0.00 | 348.00 |
| '5599-5472-0000-0000 | '5472 Univ Tec del Centro Fam Superior 2020 | 348.00 | 0.00 | 0.00 | 348.00 |
| '5599-6195-0000-0000 | '6196 Remanente Fam Superior 2019 | 6.69 | 0.00 | 0.00 | 6.69 |
| '5599-9136-0000-0000 | '9136 Fam Basica 2020 | 1.00 | 0.00 | 0.00 | 1.00 |
| '5600-0000-0000-0000 | INVERSIÓN PUBLICA | 21,802,295.19 | 4,274,063.81 | 0.00 | 26,076,359.00 |
| '5600-1000-0000-0000 | Inversión Publica Obra | 0.00 | 225,270.18 | 0.00 | 225,270.18 |
| '5600-1000-0001-0000 | Estudios y Supervision del Sureste SA de CV | 0.00 | 117,276.00 | 0.00 | 117,276.00 |
| '5600-1000-0001-1093 | #1093 Fam Superior 2020 | 0.00 | 117,276.00 | 0.00 | 117,276.00 |
| '5600-1000-0002-0000 | Juan Carlos Fuentes May | 0.00 | 107,994.18 | 0.00 | 107,994.18 |
| '5600-1000-0002-3753 | #FAFET 2020 Electrificación | 0.00 | 107,994.18 | 0.00 | 107,994.18 |
| '5600-2000-0000-0000 | Inversión Publica Adq | 331,881.57 | 793,118.62 | 0.00 | 1,125,000.19 |
| '5600-2000-0137-0000 | Corner Research Apps SA de CV | 331,881.57 | 793,118.62 | 0.00 | 1,125,000.19 |
| '5600-2000-0137-1093 | #1093 Univ la Uno Fam Basica 2020 | 331,881.57 | 793,118.62 | 0.00 | 1,125,000.19 |
| '5600-3000-0000-0000 | Inversion Publica Por Mantenimiento | 20,732,900.85 | 3,255,675.01 | 0.00 | 23,988,575.86 |
| '5600-3000-0003-0000 | Ignacio Vado Alonzo | 1,226,443.05 | 0.00 | 0.00 | 1,226,443.05 |
| '5600-3000-0003-1516 | #1516 Remanentes Fam Basica 2019 | 1,040,648.80 | 0.00 | 0.00 | 1,040,648.80 |
| '5600-3000-0003-9136 | #Fam Basica 2020 | 185,794.25 | 0.00 | 0.00 | 185,794.25 |
| '5600-3000-0004-0000 | MK2 Grupo Constructor S de RL de CV | 0.00 | 85,774.35 | 0.00 | 85,774.35 |
| '5600-3000-0004-9136 | #9136 Fam Basica | 0.00 | 85,774.35 | 0.00 | 85,774.35 |
| '5600-3000-0005-0000 | Johny Roberto Martinez tx | 560,960.08 | 0.00 | 0.00 | 560,960.08 |
| '5600-3000-0005-1516 | #1516 Remanentes Fam Basica 2019 | 107,834.32 | 0.00 | 0.00 | 107,834.32 |
| '5600-3000-0005-3894 | #3894 Fam Basica 2019 Santander | 7,971.29 | 0.00 | 0.00 | 7,971.29 |
| '5600-3000-0005-9136 | #Fam Basica 2020 | 445,154.47 | 0.00 | 0.00 | 445,154.47 |
| '5600-3000-0006-0000 | Diomasí Bienes Raíces SA de CV | 525,439.15 | 0.00 | 0.00 | 525,439.15 |
| '5600-3000-0006-1516 | #1516 Remanentes Fam Basica 2019 | 501,145.55 | 0.00 | 0.00 | 501,145.55 |
| '5600-3000-0006-9136 | #9136 Fam Basica 2020 | 24,293.60 | 0.00 | 0.00 | 24,293.60 |
| '5600-3000-0007-0000 | CEGA Constructora SA de CV | 1,088,718.83 | 484,621.06 | 0.00 | 1,573,339.89 |
| '5600-3000-0007-1516 | #1516 Remanentes Fam Basica 2019 | 511,180.25 | 0.00 | 0.00 | 511,180.25 |
| '5600-3000-0007-6051 | #6051 Mito.Emerg Expansion de la Educ Inicial 2019 | 500,000.00 | 0.00 | 0.00 | 500,000.00 |
| '5600-3000-0007-9136 | #9136 Fam Basica 2020 | 77,538.58 | 484,621.06 | 0.00 | 562,159.64 |
| '5600-3000-0010-0000 | Alfredo Casco Barbosa | 973,653.22 | 0.00 | 0.00 | 973,653.22 |
| '5600-3000-0010-1516 | #1516 Remanente FAM BASICA 2019 Santander | 973,653.22 | 0.00 | 0.00 | 973,653.22 |
| '5600-3000-0016-0000 | L.S Recubrimientos y Acabados S.A de C.V | 210,481.31 | 0.00 | 0.00 | 210,481.31 |
| '5600-3000-0016-9136 | #9136 Fam Basica 2020 | 210,481.31 | 0.00 | 0.00 | 210,481.31 |
| '5600-3000-0017-0000 | Omar Escalante Ongay | 1,400,261.39 | 0.00 | 0.00 | 1,400,261.39 |
| '5600-3000-0017-1516 | #1516 Remanentes Fam Basica 2019 | 1,157,892.53 | 0.00 | 0.00 | 1,157,892.53 |
| '5600-3000-0017-9136 | #9136 Fam Basica 2020 | 242,368.86 | 0.00 | 0.00 | 242,368.86 |
| '5600-3000-0026-0000 | Saqsa S.A. de C.V. | 90,325.45 | 0.00 | 0.00 | 90,325.45 |
| '5600-3000-0026-9136 | #9136 Fam Basica 2020 | 90,325.45 | 0.00 | 0.00 | 90,325.45 |
| '5600-3000-0031-0000 | Constructora Adlimper SA de CV | 245,860.91 | 1,105,835.37 | 0.00 | 1,351,696.28 |
| '5600-3000-0031-9136 | #9136 Fam Basica 2020 | 245,860.91 | 1,105,835.37 | 0.00 | 1,351,696.28 |

| | | | | | |
|----------------------|---|--------------|------------|------|--------------|
| *5600-3000-0033-0000 | J.S Proyecciones y Diseños del Sureste S.A de C.V | 1,884,644.93 | 0.00 | 0.00 | 1,884,644.93 |
| *5600-3000-0033-1516 | #1516 Remanente FAM BASICA 2019 Santander | 1,130,782.91 | 0.00 | 0.00 | 1,130,782.91 |
| *5600-3000-0033-9136 | #Fam Basica 2020 | 753,862.02 | 0.00 | 0.00 | 753,862.02 |
| *5600-3000-0034-0000 | Juan David Oy Arceo | 767,861.26 | 0.00 | 0.00 | 767,861.26 |
| *5600-3000-0034-9136 | #9136 Fam Basico 2020 | 767,861.26 | 0.00 | 0.00 | 767,861.26 |
| *5600-3000-0048-0000 | Leydi Elizabeth Valdez Rivero | 1,044,782.23 | 132,196.11 | 0.00 | 1,176,978.34 |
| *5600-3000-0048-1516 | #1516 Remanentes Fam Basica 2019 | 1,044,782.23 | 0.00 | 0.00 | 1,044,782.23 |
| *5600-3000-0048-9136 | #9136 Fam Basica 2020 | 0.00 | 132,196.11 | 0.00 | 132,196.11 |
| *5600-3000-0048-0000 | ROSOR Servicios y Proyectos S.A de C.V | 85,361.91 | 0.00 | 0.00 | 85,361.91 |
| *5600-3000-0048-9136 | #9136 Fam Basica 2020 | 85,361.91 | 0.00 | 0.00 | 85,361.91 |
| *5600-3000-0052-0000 | RC construccion y diseño SA de CV | 1,223,703.64 | 105,410.22 | 0.00 | 1,329,113.86 |
| *5600-3000-0052-1516 | #1516 Remanentes Fam Basica 2019 | 1,031,053.68 | 0.00 | 0.00 | 1,031,053.68 |
| *5600-3000-0052-9136 | #9136 Fam Basica 2020 | 192,649.96 | 105,410.22 | 0.00 | 298,060.18 |
| *5600-3000-0061-0000 | Constructora Leijo, S.A. de C.V. | 1,304,839.40 | 269,059.60 | 0.00 | 1,573,899.00 |
| *5600-3000-0061-1516 | #1516 Remanentes Fam Basica 2019 | 911,491.40 | 0.00 | 0.00 | 911,491.40 |
| *5600-3000-0061-9136 | #9136 Fam Basica 2020 | 393,348.00 | 269,059.60 | 0.00 | 662,407.60 |
| *5600-3000-0064-0000 | Imper Tec de la Peninsula SA de CV | 392,925.53 | 0.00 | 0.00 | 392,925.53 |
| *5600-3000-0064-1516 | #1516 Remanentes Fam Basica 2019 | 293,113.31 | 0.00 | 0.00 | 293,113.31 |
| *5600-3000-0064-3894 | #3894 Fam Basica 2019 | 99,812.22 | 0.00 | 0.00 | 99,812.22 |
| *5600-3000-0065-0000 | Liliana del Socorro Carvera Morales | 894,402.25 | 0.00 | 0.00 | 894,402.25 |
| *5600-3000-0065-1516 | #1516 Remanente FAM BASICA 2019 Santander | 773,475.34 | 0.00 | 0.00 | 773,475.34 |
| *5600-3000-0065-9136 | #9136 Fam Basica 2020 | 120,926.91 | 0.00 | 0.00 | 120,926.91 |
| *5600-3000-0066-0000 | Edier Ricardo Chan Sanchez | 23,898.67 | 0.00 | 0.00 | 23,898.67 |
| *5600-3000-0066-9136 | Edier Ricardo Chan Sanchez | 23,898.67 | 0.00 | 0.00 | 23,898.67 |
| *5600-3000-0067-0000 | Billk Constructora S de RL de CV | 1,194,089.45 | 0.00 | 0.00 | 1,194,089.45 |
| *5600-3000-0067-1516 | #1516 Remanentes Fam Basica 2019 | 1,156,589.35 | 0.00 | 0.00 | 1,156,589.35 |
| *5600-3000-0067-9136 | #9136 Fam Basica 2020 | 37,500.10 | 0.00 | 0.00 | 37,500.10 |
| *5600-3000-0071-0000 | QO Bienes Constructores S.A de C.V | 255,527.50 | 0.00 | 0.00 | 255,527.50 |
| *5600-3000-0071-9136 | #9136 Fam Basica 2020 | 255,527.50 | 0.00 | 0.00 | 255,527.50 |
| *5600-3000-0073-0000 | Maria Matilde Baas Pech | 99,900.90 | 0.00 | 0.00 | 99,900.90 |
| *5600-3000-0073-9136 | #9136 Fam Basica 2020 | 99,900.90 | 0.00 | 0.00 | 99,900.90 |
| *5600-3000-0074-0000 | Beatriz Amendola Martinez | 1,037,508.43 | 430,898.81 | 0.00 | 1,468,407.24 |
| *5600-3000-0074-1516 | #1516 Remanentes Fam Basica 2019 | 1,016,467.06 | 0.00 | 0.00 | 1,016,467.06 |
| *5600-3000-0074-9136 | #9136 Fam Basica 2019 | 21,041.37 | 430,898.81 | 0.00 | 451,940.18 |
| *5600-3000-0082-0000 | Constructora Diqsa SA de CV | 56,255.93 | 0.00 | 0.00 | 56,255.93 |
| *5600-3000-0082-9136 | #9136 Fam Basica 2020 | 56,255.93 | 0.00 | 0.00 | 56,255.93 |
| *5600-3000-0083-0000 | Sara Alicia Novelo Montejo | 188,708.51 | 0.00 | 0.00 | 188,708.51 |
| *5600-3000-0083-1516 | #1516 Remanentes Fam Basica 2019 | 188,708.51 | 0.00 | 0.00 | 188,708.51 |
| *5600-3000-0085-0000 | Construcciones e Ingenieria Innovadora de Yucatan | 1,422,824.11 | 0.00 | 0.00 | 1,422,824.11 |
| *5600-3000-0085-1516 | #1516 Remanentes Fam Basica 2019 | 1,059,630.91 | 0.00 | 0.00 | 1,059,630.91 |
| *5600-3000-0085-9136 | #9136 Fam Basica 2020 | 363,193.20 | 0.00 | 0.00 | 363,193.20 |
| *5600-3000-0086-0000 | Lucy del Rosario Pal Avila | 1,750,997.18 | 0.00 | 0.00 | 1,750,997.18 |
| *5600-3000-0086-1516 | #1516 Remanente FAM BASICA 2019 Santander | 1,196,335.53 | 0.00 | 0.00 | 1,196,335.53 |
| *5600-3000-0086-9136 | #9136 Fam Basica 2020 | 554,661.65 | 0.00 | 0.00 | 554,661.65 |
| *5600-3000-0089-0000 | Tanlah construcciones y Edificaciones SA de CV | 33,615.67 | 0.00 | 0.00 | 33,615.67 |
| *5600-3000-0089-9136 | #9136 Fam Basica 2020 | 33,615.67 | 0.00 | 0.00 | 33,615.67 |
| *5600-3000-0091-0000 | Construcción y Comercialización CanBar | 214,533.32 | 0.00 | 0.00 | 214,533.32 |
| *5600-3000-0091-9136 | #9136 Fam Basica 2020 | 214,533.32 | 0.00 | 0.00 | 214,533.32 |
| *5600-3000-0092-0000 | David Jesus Valencia Cabrera | 134,154.81 | 0.00 | 0.00 | 134,154.81 |
| *5600-3000-0092-9136 | #Fam Basica 2020 | 134,154.81 | 0.00 | 0.00 | 134,154.81 |
| *5600-3000-0093-0000 | Erik Adolfo Bertolini Martin | 115,051.39 | 0.00 | 0.00 | 115,051.39 |
| *5600-3000-0093-9136 | #9136Fam Basica 2020 | 115,051.39 | 0.00 | 0.00 | 115,051.39 |
| *5600-3000-0094-0000 | Construcciones Iresob SA de CV | 97,718.40 | 0.00 | 0.00 | 97,718.40 |
| *5600-3000-0094-9136 | #9136 Fam Basica 2020 | 97,718.40 | 0.00 | 0.00 | 97,718.40 |
| *5600-3000-0095-0000 | ECA Infraestructura,S.A. de C.V. | 123,349.04 | 0.00 | 0.00 | 123,349.04 |
| *5600-3000-0095-9136 | #Fam Basica 2020 | 123,349.04 | 0.00 | 0.00 | 123,349.04 |

| | | | | | |
|----------------------|--|----------------|----------------|----------------|----------------|
| '5600-3000-0097-0000 | Eugenia Morales Gonzalez | 64,103.00 | 0.00 | 0.00 | 64,103.00 |
| '5600-3000-0097-9136 | #9136 Fam Basica 2020 | 64,103.00 | 0.00 | 0.00 | 64,103.00 |
| '5600-3000-0098-0000 | Chpte Constructora SA de CV | 0.00 | 183,658.50 | 0.00 | 183,658.50 |
| '5600-3000-0098-9136 | #9136 Fam Basica 2020 | 0.00 | 183,658.50 | 0.00 | 183,658.50 |
| '5600-3000-0099-0000 | Tomas Antonio romano Yah | 0.00 | 152,942.01 | 0.00 | 152,942.01 |
| '5600-3000-0099-1461 | #1461 Exp Edcnicial | 0.00 | 152,942.01 | 0.00 | 152,942.01 |
| '5600-3000-0100-0000 | Eleva Constructora de Yucatan SA de CV | 0.00 | 305,278.98 | 0.00 | 305,278.98 |
| '5600-3000-0100-1461 | #1461 Exp Educ Inicial | 0.00 | 305,278.98 | 0.00 | 305,278.98 |
| '5600-6000-0000-0000 | Inversion Publica Por Mantenimiento | 737,512.77 | 0.00 | 0.00 | 737,512.77 |
| '5600-6000-0001-0000 | L.S Recubrimientos y Acabados SA de CV | 25,714.88 | 0.00 | 0.00 | 25,714.88 |
| '5603-6000-0001-9136 | #9136 Fam Basico 2020 | 25,714.88 | 0.00 | 0.00 | 25,714.88 |
| '5600-6000-0002-0000 | QO Bienes Constructores SA de CV | 89,572.71 | 0.00 | 0.00 | 89,572.71 |
| '5600-6000-0002-9136 | #9136 Fam Basico 2020 | 89,572.71 | 0.00 | 0.00 | 89,572.71 |
| '5600-6000-0003-0000 | Imper Tec de la Peninsula SA de cv | 61,415.52 | 0.00 | 0.00 | 61,415.52 |
| '5600-6000-0003-9136 | #9136 Fam Basico 2019 | 61,415.52 | 0.00 | 0.00 | 61,415.52 |
| '5600-6000-0004-0000 | Oscar Manuel Sarabia Maldonado | 184,170.47 | 0.00 | 0.00 | 184,170.47 |
| '5600-6000-0004-9136 | #9136 Fam Basico 2020 | 184,170.47 | 0.00 | 0.00 | 184,170.47 |
| '5600-6000-0005-0000 | Beatriz Amendola Martinez | 116,466.36 | 0.00 | 0.00 | 116,466.36 |
| '5600-6000-0005-9136 | #9136 Fam Basico 2020 | 116,466.36 | 0.00 | 0.00 | 116,466.36 |
| '5600-6000-0006-0000 | Blik Constructora S de RL de CV | 112,429.99 | 0.00 | 0.00 | 112,429.99 |
| '5600-6000-0006-9136 | #9136 Fam Basico 2020 | 112,429.99 | 0.00 | 0.00 | 112,429.99 |
| '5600-6000-0007-0000 | RC Construccion y Diseño SA de CV | 87,165.91 | 0.00 | 0.00 | 87,165.91 |
| '5600-6000-0007-9136 | #9136 Fam Basico 2020 | 87,165.91 | 0.00 | 0.00 | 87,165.91 |
| '5600-6000-0008-0000 | Liliana del Socorro Cervera Morales | 60,576.93 | 0.00 | 0.00 | 60,576.93 |
| '5600-6000-0008-9136 | #9136 Fam Basico 2020 | 60,576.93 | 0.00 | 0.00 | 60,576.93 |
| | Total cuentas no impresas | 0.00 | 0.00 | 0.00 | 0.00 |
| | | | 0.00 | | 0.00 |
| | Sumas Iguales: | 621,563,784.76 | 225,621,625.45 | 225,621,625.45 | 627,332,085.20 |
| | | 621,563,784.76 | | | 627,332,085.20 |


C. Luis Jorge Montalvo Duarte
 Director General


C.P. Francisco Javier Aguilar Uc
 Director de Administración


C.P. Karen Eunice Morales Andrade
 Jefe de Contabilidad y Administración

Cuenta Pública 2020
INSTITUTO PARA EL DESARROLLO Y CERTIFICACIÓN DE LA INFRAESTRUCTURA FÍSICA EDUCATIVA Y ELECTRICA DE YUCATÁN

Estado Analítico de Ingresos
Del 1o. de Septiembre al 30 de Septiembre de 2020
(Pesos)

| Rubro de Ingresos | Estimado 1 | Ampliaciones y Reducciones 2 | Modificado 3 = (1 + 2) | Devengado 4 | Recaudado 5 | Diferencia 6 = (5 - 1) |
|---|-----------------------|---------------------------------|---------------------------|------------------------|----------------------------|---------------------------|
| Impuestos | \$0.00 | \$0.00 | \$0.00 | \$0.00 | \$0.00 | \$0.00 |
| Cuotas y Aportaciones de Seguridad Social | \$0.00 | \$0.00 | \$0.00 | \$0.00 | \$0.00 | \$0.00 |
| Contribuciones de Mejoras | \$0.00 | \$0.00 | \$0.00 | \$0.00 | \$0.00 | \$0.00 |
| Derechos | \$0.00 | \$0.00 | \$0.00 | \$0.00 | \$0.00 | \$0.00 |
| Productos | \$0.00 | \$33,049.71 | \$33,049.71 | \$33,049.71 | \$33,049.71 | \$33,049.71 |
| Aprovechamientos | \$0.00 | \$0.00 | \$0.00 | \$0.00 | \$0.00 | \$0.00 |
| Ingresos por Venta de Bienes, Prestación de Servicios y Otros Ingresos | \$40,000.00 | \$4,213.69 | \$44,213.69 | \$44,213.69 | \$44,213.69 | \$4,213.69 |
| Participaciones, Aportaciones, Convenios, Incentivos Derivados de la Colaboración | \$0.00 | \$0.00 | \$0.00 | \$0.00 | \$0.00 | \$0.00 |
| Transferencias, Asignaciones, Subsidios y Subvenciones, y Pensiones y Jubilaciones | \$3,074,344.00 | \$47,282,824.31 | \$50,357,168.31 | \$50,357,168.31 | \$50,405,025.31 | \$47,330,681.31 |
| Ingresos Derivados de Financiamientos | \$0.00 | \$0.00 | \$0.00 | \$0.00 | \$0.00 | \$0.00 |
| Total | \$3,114,344.00 | \$47,320,087.71 | \$50,434,431.71 | \$50,434,431.71 | \$50,482,288.71 | \$47,367,944.71 |
| | | | | | INGRESOS EXCEDENTES | \$47,367,944.71 |
| Estado Analítico de Ingresos Por Fuente de Financiamiento: | Estimado 1 | Ampliaciones y Reducciones 2 | Modificado 3 = (1 + 2) | Devengado 4 | Recaudado 5 | Diferencia 6 = (5 - 1) |
| Ingresos del Poder Ejecutivo Federal o Estatal y de Los Municipios | \$0.00 | \$0.00 | \$0.00 | \$0.00 | \$0.00 | \$0.00 |
| Impuestos | \$0.00 | \$0.00 | \$0.00 | \$0.00 | \$0.00 | \$0.00 |
| Cuotas y Aportaciones de Seguridad Social | \$0.00 | \$0.00 | \$0.00 | \$0.00 | \$0.00 | \$0.00 |
| Contribuciones de Mejoras | \$0.00 | \$0.00 | \$0.00 | \$0.00 | \$0.00 | \$0.00 |
| Derechos | \$0.00 | \$0.00 | \$0.00 | \$0.00 | \$0.00 | \$0.00 |
| Productos | \$0.00 | \$0.00 | \$0.00 | \$0.00 | \$0.00 | \$0.00 |
| Aprovechamientos | \$0.00 | \$0.00 | \$0.00 | \$0.00 | \$0.00 | \$0.00 |
| Participaciones, Aportaciones, Convenios, Incentivos Derivados de la Colaboración | \$0.00 | \$0.00 | \$0.00 | \$0.00 | \$0.00 | \$0.00 |
| Transferencias, Asignaciones, Subsidios y Subvenciones, y Pensiones y Jubilaciones | \$0.00 | \$0.00 | \$0.00 | \$0.00 | \$0.00 | \$0.00 |
| Ingresos de Los Entes Públicos de Los Poderes Legislativo y Judicial, de Los Municipios y de Los Organismos Públicos | \$3,114,344.00 | \$47,320,087.71 | \$50,434,431.71 | \$50,434,431.71 | \$50,482,288.71 | \$47,367,944.71 |
| Cuotas y Aportaciones de Seguridad Social | \$0.00 | \$0.00 | \$0.00 | \$0.00 | \$0.00 | \$0.00 |
| Productos | \$0.00 | \$33,049.71 | \$33,049.71 | \$33,049.71 | \$33,049.71 | \$33,049.71 |
| Ingresos por Venta de Bienes, Prestación de Servicios y Otros Ingresos | \$40,000.00 | \$4,213.69 | \$44,213.69 | \$44,213.69 | \$44,213.69 | \$4,213.69 |
| Transferencias, Asignaciones, Subsidios y Subvenciones, y Pensiones y Jubilaciones | \$3,074,344.00 | \$47,282,824.31 | \$50,357,168.31 | \$50,357,168.31 | \$50,405,025.31 | \$47,330,681.31 |
| Ingresos Derivados de Financiamiento | \$0.00 | \$0.00 | \$0.00 | \$0.00 | \$0.00 | \$0.00 |
| Ingresos Derivados de Financiamientos | \$0.00 | \$0.00 | \$0.00 | \$0.00 | \$0.00 | \$0.00 |
| Total | \$3,114,344.00 | \$47,320,087.71 | \$50,434,431.71 | \$50,434,431.71 | \$50,482,288.71 | \$47,367,944.71 |
| | | | | | INGRESOS EXCEDENTES | \$47,367,944.71 |

Bajo protesta de decir verdad declaramos que los Estados Financieros y sus Notas son razonablemente correctos y responsabilidad del emisor.

C.P. Francisco Javier Poot Peet
Jefe Departamento Finanzas

C.P. Francisco Javier Aguilar UC
Director Administrativo

C. Luis Jorge Montalvo Duarte
Director General

Cuenta Pública 2020
INSTITUTO PARA EL DESARROLLO Y CERTIFICACIÓN DE LA INFRAESTRUCTURA FÍSICA EDUCATIVA Y ELECTRICA DE YUCATÁN

Estado Analítico de Ingresos
Del 1o. de Enero al 30 de Septiembre de 2020
(Pesos)

| Rubro de Ingresos | Estimado 1 | Ampliaciones y Reducciones 2 | Modificado 3 = (1 + 2) | Devengado 4 | Recaudado 5 | Diferencia 6 = (5 - 1) |
|--|------------------------|---------------------------------|---------------------------|----------------------------|-------------------------|---------------------------|
| Impuestos | \$0.00 | \$0.00 | \$0.00 | \$0.00 | \$0.00 | \$0.00 |
| Cuotas y Aportaciones de Seguridad Social | \$0.00 | \$0.00 | \$0.00 | \$0.00 | \$0.00 | \$0.00 |
| Contribuciones de Mejoras | \$0.00 | \$0.00 | \$0.00 | \$0.00 | \$0.00 | \$0.00 |
| Derechos | \$0.00 | \$0.00 | \$0.00 | \$0.00 | \$0.00 | \$0.00 |
| Productos | \$0.00 | \$196,949.59 | \$196,949.59 | \$196,949.59 | \$196,949.59 | \$196,949.59 |
| Aprovechamientos | \$0.00 | \$0.00 | \$0.00 | \$0.00 | \$0.00 | \$0.00 |
| Ingresos por Venta de Bienes, Prestación de Servicios y Otros Ingresos | \$320,000.00 | \$2,104,789.00 | \$2,424,789.00 | \$2,349,789.00 | \$2,346,789.00 | \$2,026,789.00 |
| Participaciones, Aportaciones, Convenios, Incentivos Derivados de la Colaboración | \$0.00 | \$0.00 | \$0.00 | \$0.00 | \$0.00 | \$0.00 |
| Transferencias, Asignaciones, Subsidios y Subvenciones, y Pensiones y Jubilaciones | \$48,794,285.00 | \$174,611,679.55 | \$223,405,964.55 | \$204,229,211.58 | \$203,763,464.58 | \$154,969,179.58 |
| Ingresos Derivados de Financiamientos | \$0.00 | \$0.00 | \$0.00 | \$0.00 | \$0.00 | \$0.00 |
| Total | \$49,114,285.00 | \$176,913,418.14 | \$226,027,703.14 | \$206,775,950.17 | \$206,307,203.17 | \$157,192,918.17 |
| | | | | INGRESOS EXCEDENTES | | \$157,192,918.17 |

| Estado Analítico de Ingresos Por Fuente de Financiamiento | Estimado 1 | Ampliaciones y Reducciones 2 | Modificado 3 = (1 + 2) | Devengado 4 | Recaudado 5 | Diferencia 6 = (5 - 1) |
|--|------------------------|---------------------------------|---------------------------|----------------------------|-------------------------|---------------------------|
| Ingresos del Poder Ejecutivo Federal o Estatal y de Los Municipios | \$0.00 | \$0.00 | \$0.00 | \$0.00 | \$0.00 | \$0.00 |
| Impuestos | \$0.00 | \$0.00 | \$0.00 | \$0.00 | \$0.00 | \$0.00 |
| Cuotas y Aportaciones de Seguridad Social | \$0.00 | \$0.00 | \$0.00 | \$0.00 | \$0.00 | \$0.00 |
| Contribuciones de Mejoras | \$0.00 | \$0.00 | \$0.00 | \$0.00 | \$0.00 | \$0.00 |
| Derechos | \$0.00 | \$0.00 | \$0.00 | \$0.00 | \$0.00 | \$0.00 |
| Productos | \$0.00 | \$0.00 | \$0.00 | \$0.00 | \$0.00 | \$0.00 |
| Aprovechamientos | \$0.00 | \$0.00 | \$0.00 | \$0.00 | \$0.00 | \$0.00 |
| Participaciones, Aportaciones, Convenios, Incentivos Derivados de la Colaboración | \$0.00 | \$0.00 | \$0.00 | \$0.00 | \$0.00 | \$0.00 |
| Transferencias, Asignaciones, Subsidios y Subvenciones, y Pensiones y Jubilaciones | \$0.00 | \$0.00 | \$0.00 | \$0.00 | \$0.00 | \$0.00 |
| Ingresos de Los Entes Públicos de Los Poderes Legislativo y Judicial, de los Municipios y de las Entidades Federativas y del Extranjero | \$49,114,285.00 | \$176,913,418.14 | \$226,027,703.14 | \$206,775,950.17 | \$206,307,203.17 | \$157,192,918.17 |
| Cuotas y Aportaciones de Seguridad Social | \$0.00 | \$0.00 | \$0.00 | \$0.00 | \$0.00 | \$0.00 |
| Productos | \$0.00 | \$196,949.59 | \$196,949.59 | \$196,949.59 | \$196,949.59 | \$196,949.59 |
| Ingresos por Venta de Bienes, Prestación de Servicios y Otros Ingresos | \$320,000.00 | \$2,104,789.00 | \$2,424,789.00 | \$2,349,789.00 | \$2,346,789.00 | \$2,026,789.00 |
| Transferencias, Asignaciones, Subsidios y Subvenciones, y Pensiones y Jubilaciones | \$48,794,285.00 | \$174,611,679.55 | \$223,405,964.55 | \$204,229,211.58 | \$203,763,464.58 | \$154,969,179.58 |
| Ingresos Derivados de Financiamiento | \$0.00 | \$0.00 | \$0.00 | \$0.00 | \$0.00 | \$0.00 |
| Ingresos Derivados de Financiamientos | \$0.00 | \$0.00 | \$0.00 | \$0.00 | \$0.00 | \$0.00 |
| Total | \$49,114,285.00 | \$176,913,418.14 | \$226,027,703.14 | \$206,775,950.17 | \$206,307,203.17 | \$157,192,918.17 |
| | | | | INGRESOS EXCEDENTES | | \$157,192,918.17 |

Bajo protesta de decir verdad declaramos que los Estados Financieros y sus Notas son razonablemente correctos y responsabilidad del emisor.

C.P. Francisco Javier Poot Peet
Jefe Departamento Finanzas

C.P. Francisco Javier Aguilar UC
Director Administrativo

C. Luis Jorge Montalvo Duarte
Director General


Cuenta Pública 2020
INSTITUTO PARA EL DESARROLLO Y CERTIFICACIÓN DE LA INFRAESTRUCTURA FÍSICA EDUCATIVA Y ELECTRICA DE YUCATÁN
Estado Analítico del Ejercicio del Presupuesto de Egresos
Clasificación Administrativa
Del 1o. de Septiembre al 30 de Septiembre de 2020
(Pesos)

| Concepto | Aprobado 1 | Ampliaciones/ (Reducciones) 2 | Modificado 3 = (1 + 2) | Devengado 4 | Pagado 5 | Subejercicio 6 = (3 - 4) |
|--|----------------|-------------------------------------|---------------------------|-----------------|-----------------|-----------------------------|
| INSTITUTO PARA EL DESARROLLO Y CERTIFICACIÓN DE LA INFRAESTRUC | \$3,114,344.00 | \$91,261,310.18 | \$94,375,654.18 | \$33,907,654.33 | \$29,461,355.78 | \$60,467,999.85 |

Bajo protesta de decir verdad declaramos que los Estados Financieros y sus Notas son razonablemente correctos y responsabilidad del emisor.


 C.P. Francisco Javier Poot Peet
 Jefe Departamento Finanzas



 C.P. Francisco Javier Aguilar UC
 Director Administrativo



 C. Luis Jorge Montalvo Duarte
 Director General


Cuenta Pública 2020
INSTITUTO PARA EL DESARROLLO Y CERTIFICACIÓN DE LA INFRAESTRUCTURA FÍSICA EDUCATIVA Y ELECTRICA DE YUCATÁN
Estado Analítico del Ejercicio del Presupuesto de Egresos
Clasificación Administrativa
Del 1o. de Enero al 30 de Septiembre de 2020
(Pesos)

| Concepto | Aprobado 1 | Ampliaciones/ (Reducciones) 2 | Modificado 3 = (1 + 2) | Devengado 4 | Pagado 5 | Subejercicio 6 = (3 - 4) |
|--|-----------------|-------------------------------------|---------------------------|------------------|------------------|-----------------------------|
| INSTITUTO PARA EL DESARROLLO Y CERTIFICACIÓN DE LA INFRAESTR | \$49,114,285.00 | \$199,491,742.51 | \$248,606,027.51 | \$165,454,695.93 | \$160,534,807.17 | \$83,151,331.58 |

Bajo protesta de decir verdad declaramos que los Estados Financieros y sus Notas son razonablemente correctos y responsabilidad del emisor.


 C.P. Francisco Javier Poot Peet
 Jefe Departamento Finanzas



 C.P. Francisco Javier Aguilar UC
 Director Administrativo


 C. Luis Jorge Montalvo Duarte
 Director General

Cuenta Pública 2020
INSTITUTO PARA EL DESARROLLO Y CERTIFICACIÓN DE LA INFRAESTRUCTURA FÍSICA EDUCATIVA Y ELECTRICA DE YUCATÁN
Estado Analítico del Ejercicio del Presupuesto de Egresos
Clasificación Económica (por Tipo de Gasto)
Del 1o. de Septiembre al 30 de Septiembre de 2020
(Pesos)

| Concepto | Aprobado 1 | Ampliaciones/ (Reducciones) 2 | Modificado 3 = (1 + 2) | Devengado 4 | Pagado 5 | Subejercicio 6 = (3 - 4) |
|---|-----------------------|-------------------------------------|---------------------------|------------------------|------------------------|-----------------------------|
| Gasto Corriente | \$2,439,839.00 | \$2,353,338.73 | \$4,793,177.73 | \$3,165,264.86 | \$3,430,937.59 | \$1,627,912.87 |
| Gasto de Capital | \$674,505.00 | \$88,907,971.45 | \$89,582,476.45 | \$30,742,389.47 | \$26,030,418.19 | \$58,840,086.98 |
| Amortización de la Deuda y Disminución de Pasivos | \$0.00 | \$0.00 | \$0.00 | \$0.00 | \$0.00 | \$0.00 |
| Pensiones y Jubilaciones | \$0.00 | \$0.00 | \$0.00 | \$0.00 | \$0.00 | \$0.00 |
| Participaciones | \$0.00 | \$0.00 | \$0.00 | \$0.00 | \$0.00 | \$0.00 |
| Total del Gasto | \$3,114,344.00 | \$91,261,310.18 | \$94,375,654.18 | \$33,907,654.33 | \$29,461,355.78 | \$60,467,999.85 |

Bajo protesta de decir verdad declaramos que los Estados Financieros y sus Notas son razonablemente correctos y responsabilidad del emisor.


 C.P. Francisco Javier Poot Peet
 Jefe Departamento Finanzas



 C.P. Francisco Javier Aguilar UC
 Director Administrativo


 C. Luis Jorge Montalvo Duarte
 Director General

Cuenta Pública 2020
INSTITUTO PARA EL DESARROLLO Y CERTIFICACIÓN DE LA INFRAESTRUCTURA FÍSICA EDUCATIVA Y ELECTRICA DE YUCATÁN
Estado Analítico del Ejercicio del Presupuesto de Egresos
Clasificación Económica (por Tipo de Gasto)
Del 1o. de Enero al 30 de Septiembre de 2020
(Pesos)

| Concepto | Aprobado 1 | Ampliaciones/ (Reducciones) 2 | Modificado 3 = (1 + 2) | Devengado 4 | Pagado 5 | Subejercicio 6 = (3 - 4) |
|---|------------------------|-------------------------------------|---------------------------|-------------------------|-------------------------|-----------------------------|
| Gasto Corriente | \$34,614,285.00 | \$4,112,457.97 | \$38,726,742.97 | \$25,903,390.57 | \$25,733,996.20 | \$12,823,352.40 |
| Gasto de Capital | \$14,500,000.00 | \$195,379,284.54 | \$209,879,284.54 | \$139,551,305.36 | \$134,800,810.97 | \$70,327,979.18 |
| Amortización de la Deuda y Disminución de Pasivos | \$0.00 | \$0.00 | \$0.00 | \$0.00 | \$0.00 | \$0.00 |
| Pensiones y Jubilaciones | \$0.00 | \$0.00 | \$0.00 | \$0.00 | \$0.00 | \$0.00 |
| Participaciones | \$0.00 | \$0.00 | \$0.00 | \$0.00 | \$0.00 | \$0.00 |
| Total del Gasto | \$49,114,285.00 | \$199,491,742.51 | \$248,606,027.51 | \$165,454,695.93 | \$160,534,807.17 | \$83,151,331.58 |

Bajo protesta de decir verdad declaramos que los Estados Financieros y sus Notas son razonablemente correctos y responsabilidad del emisor.


 C.P. Francisco Javier Poot Peet
 Jefe Departamento Finanzas


 C.P. Francisco Javier Aguilar UC
 Director Administrativo


 C. Luis Jorge Montalvo Duarte
 Director General

Cuenta Pública 2020
INSTITUTO PARA EL DESARROLLO Y CERTIFICACIÓN DE LA INFRAESTRUCTURA FÍSICA EDUCATIVA Y ELECTRICA DE YUCATÁN
 Estado Analtico del Ejercicio del Presupuesto de Egresos
 Clasificación por Objeto del Gasto (Capítulo y Concepto)
 Del 1o. de Septiembre al 30 de Septiembre de 2020
 (Pesos)

| Concepto | Aprobado 1 | Ampliaciones/ (Reducciones) 2 | Modificado 3 = (1 + 2) | Devengado 4 | Pagado 5 | Subejercicio 6 = (3 - 4) |
|---|-----------------------|-------------------------------------|---------------------------|------------------------|------------------------|-----------------------------|
| Bienes Inmuebles | \$0.00 | \$0.00 | \$0.00 | \$0.00 | \$0.00 | \$0.00 |
| Activos Intangibles | \$0.00 | \$0.00 | \$0.00 | \$0.00 | \$0.00 | \$0.00 |
| Inversión Pública | \$674,505.00 | \$88,907,971.45 | \$89,582,476.45 | \$30,742,389.47 | \$26,030,418.19 | \$58,840,086.98 |
| Obra Pública en Bienes de Dominio Público | \$573,323.00 | \$88,907,971.45 | \$89,481,294.45 | \$30,742,389.47 | \$26,030,418.19 | \$58,738,904.98 |
| Obra Pública en Bienes Propios | \$101,182.00 | \$0.00 | \$101,182.00 | \$0.00 | \$0.00 | \$101,182.00 |
| Proyectos Productivos y Acciones de Fomento | \$0.00 | \$0.00 | \$0.00 | \$0.00 | \$0.00 | \$0.00 |
| Inversiones Financieras y Otras Provisiones | \$0.00 | \$0.00 | \$0.00 | \$0.00 | \$0.00 | \$0.00 |
| Inversiones para el Fomento de Actividades Productivas | \$0.00 | \$0.00 | \$0.00 | \$0.00 | \$0.00 | \$0.00 |
| Acciones y Participaciones de Capital | \$0.00 | \$0.00 | \$0.00 | \$0.00 | \$0.00 | \$0.00 |
| Compra de Títulos y Valores | \$0.00 | \$0.00 | \$0.00 | \$0.00 | \$0.00 | \$0.00 |
| Concesión de Préstamos | \$0.00 | \$0.00 | \$0.00 | \$0.00 | \$0.00 | \$0.00 |
| Inversiones en Fideicomisos, Mandatos y Otros Análogos | \$0.00 | \$0.00 | \$0.00 | \$0.00 | \$0.00 | \$0.00 |
| Otras Inversiones Financieras | \$0.00 | \$0.00 | \$0.00 | \$0.00 | \$0.00 | \$0.00 |
| Provisiones para Contingencias y Otras Erogaciones Especiales | \$0.00 | \$0.00 | \$0.00 | \$0.00 | \$0.00 | \$0.00 |
| Participaciones y Aportaciones | \$0.00 | \$0.00 | \$0.00 | \$0.00 | \$0.00 | \$0.00 |
| Participaciones | \$0.00 | \$0.00 | \$0.00 | \$0.00 | \$0.00 | \$0.00 |
| Aportaciones | \$0.00 | \$0.00 | \$0.00 | \$0.00 | \$0.00 | \$0.00 |
| Convenios | \$0.00 | \$0.00 | \$0.00 | \$0.00 | \$0.00 | \$0.00 |
| Deuda Pública | \$0.00 | \$0.00 | \$0.00 | \$0.00 | \$0.00 | \$0.00 |
| Amortización de la Deuda Pública | \$0.00 | \$0.00 | \$0.00 | \$0.00 | \$0.00 | \$0.00 |
| Intereses de la Deuda Pública | \$0.00 | \$0.00 | \$0.00 | \$0.00 | \$0.00 | \$0.00 |
| Comisiones de la Deuda Pública | \$0.00 | \$0.00 | \$0.00 | \$0.00 | \$0.00 | \$0.00 |
| Gastos de la Deuda Pública | \$0.00 | \$0.00 | \$0.00 | \$0.00 | \$0.00 | \$0.00 |
| Costo por Coberturas | \$0.00 | \$0.00 | \$0.00 | \$0.00 | \$0.00 | \$0.00 |
| Apoyos Financieros | \$0.00 | \$0.00 | \$0.00 | \$0.00 | \$0.00 | \$0.00 |
| Adeudos de Ejercicios Fiscales Anteriores (Adefas) | \$0.00 | \$0.00 | \$0.00 | \$0.00 | \$0.00 | \$0.00 |
| Total del Gasto | \$3,114,344.00 | \$91,261,310.18 | \$94,375,654.18 | \$33,907,654.33 | \$29,461,355.78 | \$60,467,999.85 |

Bajo protesta de decir verdad declaramos que los Estados Financieros y sus Notas son razonablemente correctos y responsabilidad del emisor.

C.P. Francisco Javier Poot Peet
 Jefe Departamento Finanzas

C.P. Francisco Javier Aguilar UC
 Director Administrativo

C. Luis Jorge Montalvo Duarte
 Director General

Cuenta Pública 2020
 INSTITUTO PARA EL DESARROLLO Y CERTIFICACIÓN DE LA INFRAESTRUCTURA FÍSICA EDUCATIVA Y ELECTRICA DE YUCATÁN
 Estado Analítico del Ejercicio del Presupuesto de Egresos
 Clasificación por Objeto del Gasto (Capítulo y Concepto)
 Del 1o. de Enero al 30 de Septiembre de 2020
 (Pesos)

| Concepto | Aprobado 1 | Ampliaciones/ (Reducciones) 2 | Modificado 3 = (1 + 2) | Devengado 4 | Pagado 5 | Subejercicio 6 = (3 - 4) |
|---|------------------------|-------------------------------------|---------------------------|-------------------------|-------------------------|-----------------------------|
| Bienes Inmuebles | \$0.00 | \$0.00 | \$0.00 | \$0.00 | \$0.00 | \$0.00 |
| Activos Intangibles | \$0.00 | \$0.00 | \$0.00 | \$0.00 | \$0.00 | \$0.00 |
| Inversión Pública | \$14,500,000.00 | \$195,353,484.56 | \$209,853,484.56 | \$139,525,505.39 | \$134,775,011.00 | \$70,327,979.17 |
| Obra Pública en Bienes de Dominio Público | \$10,000,000.00 | \$195,353,484.56 | \$205,353,484.56 | \$139,525,505.39 | \$134,775,011.00 | \$65,827,979.17 |
| Obra Pública en Bienes Propios | \$4,500,000.00 | \$0.00 | \$4,500,000.00 | \$0.00 | \$0.00 | \$4,500,000.00 |
| Proyectos Productivos y Acciones de Fomento | \$0.00 | \$0.00 | \$0.00 | \$0.00 | \$0.00 | \$0.00 |
| Inversiones Financieras y Otras Provisiones | \$0.00 | \$0.00 | \$0.00 | \$0.00 | \$0.00 | \$0.00 |
| Inversiones para el Fomento de Actividades Productivas | \$0.00 | \$0.00 | \$0.00 | \$0.00 | \$0.00 | \$0.00 |
| Acciones y Participaciones de Capital | \$0.00 | \$0.00 | \$0.00 | \$0.00 | \$0.00 | \$0.00 |
| Compra de Títulos y Valores | \$0.00 | \$0.00 | \$0.00 | \$0.00 | \$0.00 | \$0.00 |
| Concesión de Préstamos | \$0.00 | \$0.00 | \$0.00 | \$0.00 | \$0.00 | \$0.00 |
| Inversiones en Fideicomisos, Mandatos y Otros Análogos | \$0.00 | \$0.00 | \$0.00 | \$0.00 | \$0.00 | \$0.00 |
| Otras Inversiones Financieras | \$0.00 | \$0.00 | \$0.00 | \$0.00 | \$0.00 | \$0.00 |
| Provisiones para Contingencias y Otras Erogaciones Especiales | \$0.00 | \$0.00 | \$0.00 | \$0.00 | \$0.00 | \$0.00 |
| Participaciones y Aportaciones | \$0.00 | \$0.00 | \$0.00 | \$0.00 | \$0.00 | \$0.00 |
| Participaciones | \$0.00 | \$0.00 | \$0.00 | \$0.00 | \$0.00 | \$0.00 |
| Aportaciones | \$0.00 | \$0.00 | \$0.00 | \$0.00 | \$0.00 | \$0.00 |
| Convenios | \$0.00 | \$0.00 | \$0.00 | \$0.00 | \$0.00 | \$0.00 |
| Deuda Pública | \$0.00 | \$0.00 | \$0.00 | \$0.00 | \$0.00 | \$0.00 |
| Amortización de la Deuda Pública | \$0.00 | \$0.00 | \$0.00 | \$0.00 | \$0.00 | \$0.00 |
| Intereses de la Deuda Pública | \$0.00 | \$0.00 | \$0.00 | \$0.00 | \$0.00 | \$0.00 |
| Comisiones de la Deuda Pública | \$0.00 | \$0.00 | \$0.00 | \$0.00 | \$0.00 | \$0.00 |
| Gastos de la Deuda Pública | \$0.00 | \$0.00 | \$0.00 | \$0.00 | \$0.00 | \$0.00 |
| Costo por Coberturas | \$0.00 | \$0.00 | \$0.00 | \$0.00 | \$0.00 | \$0.00 |
| Apoyos Financieros | \$0.00 | \$0.00 | \$0.00 | \$0.00 | \$0.00 | \$0.00 |
| Adeudos de Ejercicios Fiscales Anteriores (Adefas) | \$0.00 | \$0.00 | \$0.00 | \$0.00 | \$0.00 | \$0.00 |
| Total del Gasto | \$49,114,285.00 | \$199,491,742.51 | \$248,606,027.51 | \$165,454,695.93 | \$160,534,807.17 | \$83,151,331.58 |

Bajo protesta de decir verdad declaramos que los Estados Financieros y sus Notas son razonablemente correctos y responsabilidad del emisor.

C.P. Francisco Javier Poot Peet
 Jefe Departamento Finanzas

C.P. Francisco Javier Aguilar UC
 Director Administrativo

C. Luis Jorge Montalvo Duarte
 Director General

Cuenta Pública 2020
INSTITUTO PARA EL DESARROLLO Y CERTIFICACIÓN DE LA INFRAESTRUCTURA FÍSICA EDUCATIVA Y ELECTRICA DE YUCATÁN
 Estado Analítico del Ejercicio del Presupuesto de Egresos
 Clasificación Funcional (Finalidad y Función)
 Del 1o. de Septiembre al 30 de Septiembre de 2020
 (Pesos)

| Concepto | Aprobado 1 | Ampliaciones/ (Reducciones) 2 | Modificado 3 = (1 + 2) | Devengado 4 | Pagado 5 | Subejercicio 6 = (3 - 4) |
|---|-----------------------|-------------------------------------|---------------------------|------------------------|------------------------|-----------------------------|
| Gobierno | \$0.00 | \$0.00 | \$0.00 | \$0.00 | \$0.00 | \$0.00 |
| Legislación | \$0.00 | \$0.00 | \$0.00 | \$0.00 | \$0.00 | \$0.00 |
| Justicia | \$0.00 | \$0.00 | \$0.00 | \$0.00 | \$0.00 | \$0.00 |
| Coordinación de la Política de Gobierno | \$0.00 | \$0.00 | \$0.00 | \$0.00 | \$0.00 | \$0.00 |
| Relaciones Exteriores | \$0.00 | \$0.00 | \$0.00 | \$0.00 | \$0.00 | \$0.00 |
| Asuntos Financieros y Hacendarios | \$0.00 | \$0.00 | \$0.00 | \$0.00 | \$0.00 | \$0.00 |
| Seguridad Nacional | \$0.00 | \$0.00 | \$0.00 | \$0.00 | \$0.00 | \$0.00 |
| Asuntos de Orden Público y Seguridad Interior | \$0.00 | \$0.00 | \$0.00 | \$0.00 | \$0.00 | \$0.00 |
| Otros Servicios Generales | \$0.00 | \$0.00 | \$0.00 | \$0.00 | \$0.00 | \$0.00 |
| Desarrollo Social | \$2,541,021.00 | \$91,261,310.18 | \$93,802,331.18 | \$33,907,654.33 | \$29,461,355.78 | \$59,894,676.85 |
| Protección Ambiental | \$0.00 | \$0.00 | \$0.00 | \$0.00 | \$0.00 | \$0.00 |
| Vivienda y Servicios a la Comunidad | \$0.00 | \$0.00 | \$0.00 | \$0.00 | \$0.00 | \$0.00 |
| Salud | \$0.00 | \$0.00 | \$0.00 | \$0.00 | \$0.00 | \$0.00 |
| Recreación, Cultura y Otras Manifestaciones Sociales | \$0.00 | \$0.00 | \$0.00 | \$0.00 | \$0.00 | \$0.00 |
| Educación | \$1,717,288.00 | \$90,155,452.18 | \$91,872,740.18 | \$33,133,270.02 | \$28,686,971.42 | \$58,739,470.16 |
| Protección Social | \$823,733.00 | \$1,105,858.00 | \$1,929,591.00 | \$774,384.31 | \$774,384.36 | \$1,155,206.69 |
| Otros Asuntos Sociales | \$0.00 | \$0.00 | \$0.00 | \$0.00 | \$0.00 | \$0.00 |
| Desarrollo Económico | \$573,323.00 | \$0.00 | \$573,323.00 | \$0.00 | \$0.00 | \$573,323.00 |
| Asuntos Económicos, Comerciales y Laborales en General | \$0.00 | \$0.00 | \$0.00 | \$0.00 | \$0.00 | \$0.00 |
| Agropecuaria, Silvicultura, Pesca y Caza | \$573,323.00 | \$0.00 | \$573,323.00 | \$0.00 | \$0.00 | \$573,323.00 |
| Combustible y Energía | \$0.00 | \$0.00 | \$0.00 | \$0.00 | \$0.00 | \$0.00 |
| Minería, Manufacturas y Construcción | \$0.00 | \$0.00 | \$0.00 | \$0.00 | \$0.00 | \$0.00 |
| Transporte | \$0.00 | \$0.00 | \$0.00 | \$0.00 | \$0.00 | \$0.00 |
| Comunicaciones | \$0.00 | \$0.00 | \$0.00 | \$0.00 | \$0.00 | \$0.00 |
| Turismo | \$0.00 | \$0.00 | \$0.00 | \$0.00 | \$0.00 | \$0.00 |
| Ciencia, Tecnología e Innovación | \$0.00 | \$0.00 | \$0.00 | \$0.00 | \$0.00 | \$0.00 |
| Otras Industrias y Otros Asuntos Económicos | \$0.00 | \$0.00 | \$0.00 | \$0.00 | \$0.00 | \$0.00 |
| Otras No Clasificadas en Funciones Anteriores | \$0.00 | \$0.00 | \$0.00 | \$0.00 | \$0.00 | \$0.00 |
| Transacciones de la Deuda Pública / Costo Financiero de la Deuda | \$0.00 | \$0.00 | \$0.00 | \$0.00 | \$0.00 | \$0.00 |
| Transferencias, Participaciones y Aportaciones Entre Diferentes Niveles | \$0.00 | \$0.00 | \$0.00 | \$0.00 | \$0.00 | \$0.00 |
| Saneamiento del Sistema Financiero | \$0.00 | \$0.00 | \$0.00 | \$0.00 | \$0.00 | \$0.00 |
| Adeudos de Ejercicios Fiscales Anteriores | \$0.00 | \$0.00 | \$0.00 | \$0.00 | \$0.00 | \$0.00 |
| Total del Gasto | \$3,114,344.00 | \$91,261,310.18 | \$94,375,654.18 | \$33,907,654.33 | \$29,461,355.78 | \$60,467,999.85 |

Bajo protesta de decir verdad declaramos que los Estados Financieros y sus Notas son razonablemente correctos y responsabilidad del emisor.

C.P. Francisco Javier Poot Peet
 Jefe Departamento Finanzas

C.P. Francisco Javier Aguilar UC
 Director Administrativo

C. Luis Jorge Montalvo Duarte
 Director General

Cuenta Pública 2020
INSTITUTO PARA EL DESARROLLO Y CERTIFICACIÓN DE LA INFRAESTRUCTURA FÍSICA EDUCATIVA Y ELECTRICA DE YUCATÁN
 Estado Analítico del Ejercicio del Presupuesto de Egresos
 Clasificación Funcional (Finalidad y Función)
 Del 1o. de Enero al 30 de Septiembre de 2020
 (Pesos)

| Concepto | Aprobado 1 | Ampliaciones/ (Reducciones) 2 | Modificado 3 = (1 + 2) | Devengado 4 | Pagado 5 | Subejercicio 6 = (3 - 4) |
|---|------------------------|-------------------------------------|---------------------------|-------------------------|-------------------------|-----------------------------|
| Gobierno | \$0.00 | \$0.00 | \$0.00 | \$0.00 | \$0.00 | \$0.00 |
| Legislación | \$0.00 | \$0.00 | \$0.00 | \$0.00 | \$0.00 | \$0.00 |
| Justicia | \$0.00 | \$0.00 | \$0.00 | \$0.00 | \$0.00 | \$0.00 |
| Coordinación de la Política de Gobierno | \$0.00 | \$0.00 | \$0.00 | \$0.00 | \$0.00 | \$0.00 |
| Relaciones Exteriores | \$0.00 | \$0.00 | \$0.00 | \$0.00 | \$0.00 | \$0.00 |
| Asuntos Financieros y Hacendarios | \$0.00 | \$0.00 | \$0.00 | \$0.00 | \$0.00 | \$0.00 |
| Seguridad Nacional | \$0.00 | \$0.00 | \$0.00 | \$0.00 | \$0.00 | \$0.00 |
| Asuntos de Orden Público y Seguridad Interior | \$0.00 | \$0.00 | \$0.00 | \$0.00 | \$0.00 | \$0.00 |
| Otros Servicios Generales | \$0.00 | \$0.00 | \$0.00 | \$0.00 | \$0.00 | \$0.00 |
| Desarrollo Social | \$39,114,285.00 | \$199,491,742.51 | \$238,606,027.51 | \$158,715,693.93 | \$153,795,805.17 | \$79,890,333.58 |
| Protección Ambiental | \$0.00 | \$0.00 | \$0.00 | \$0.00 | \$0.00 | \$0.00 |
| Vivienda y Servicios a la Comunidad | \$0.00 | \$0.00 | \$0.00 | \$0.00 | \$0.00 | \$0.00 |
| Salud | \$0.00 | \$0.00 | \$0.00 | \$0.00 | \$0.00 | \$0.00 |
| Recreación, Cultura y Otras Manifestaciones Sociales | \$0.00 | \$0.00 | \$0.00 | \$0.00 | \$0.00 | \$0.00 |
| Educación | \$27,182,652.00 | \$198,011,952.75 | \$225,194,604.75 | \$151,232,863.02 | \$146,343,047.62 | \$73,961,741.73 |
| Protección Social | \$11,931,633.00 | \$1,479,789.76 | \$13,411,422.76 | \$7,482,830.91 | \$7,452,757.55 | \$5,928,591.85 |
| Otros Asuntos Sociales | \$0.00 | \$0.00 | \$0.00 | \$0.00 | \$0.00 | \$0.00 |
| Desarrollo Económico | \$10,000,000.00 | \$0.00 | \$10,000,000.00 | \$6,739,002.00 | \$6,739,002.00 | \$3,260,998.00 |
| Asuntos Económicos, Comerciales y Laborales en General | \$0.00 | \$0.00 | \$0.00 | \$0.00 | \$0.00 | \$0.00 |
| Agropecuaria, Silvicultura, Pesca y Caza | \$10,000,000.00 | \$0.00 | \$10,000,000.00 | \$6,739,002.00 | \$6,739,002.00 | \$3,260,998.00 |
| Combustible y Energía | \$0.00 | \$0.00 | \$0.00 | \$0.00 | \$0.00 | \$0.00 |
| Minería, Manufacturas y Construcción | \$0.00 | \$0.00 | \$0.00 | \$0.00 | \$0.00 | \$0.00 |
| Transporte | \$0.00 | \$0.00 | \$0.00 | \$0.00 | \$0.00 | \$0.00 |
| Comunicaciones | \$0.00 | \$0.00 | \$0.00 | \$0.00 | \$0.00 | \$0.00 |
| Turismo | \$0.00 | \$0.00 | \$0.00 | \$0.00 | \$0.00 | \$0.00 |
| Ciencia, Tecnología e Innovación | \$0.00 | \$0.00 | \$0.00 | \$0.00 | \$0.00 | \$0.00 |
| Otras Industrias y Otros Asuntos Económicos | \$0.00 | \$0.00 | \$0.00 | \$0.00 | \$0.00 | \$0.00 |
| Otras No Clasificadas en Funciones Anteriores | \$0.00 | \$0.00 | \$0.00 | \$0.00 | \$0.00 | \$0.00 |
| Transacciones de la Deuda Pública / Costo Financiero de la Deuda | \$0.00 | \$0.00 | \$0.00 | \$0.00 | \$0.00 | \$0.00 |
| Transferencias, Participaciones y Aportaciones Entre Diferentes Niveles | \$0.00 | \$0.00 | \$0.00 | \$0.00 | \$0.00 | \$0.00 |
| Saneamiento del Sistema Financiero | \$0.00 | \$0.00 | \$0.00 | \$0.00 | \$0.00 | \$0.00 |
| Adeudos de Ejercicios Fiscales Anteriores | \$0.00 | \$0.00 | \$0.00 | \$0.00 | \$0.00 | \$0.00 |
| Total del Gasto | \$49,114,285.00 | \$199,491,742.51 | \$248,606,027.51 | \$165,454,695.93 | \$160,534,807.17 | \$83,151,331.58 |

Bajo protesta de decir verdad declaramos que los Estados Financieros y sus Notas son razonablemente correctos y responsabilidad del emisor.

C.P. Francisco Javier Poot Peet
 Jefe Departamento Finanzas

C.P. Francisco Javier Aguilar UC
 Director Administrativo

C. Luis Jorge Montalvo Duarte
 Director General

Cuenta Pública 2020
 INSTITUTO PARA EL DESARROLLO Y CERTIFICACIÓN DE LA INFRAESTRUCTURA FÍSICA EDUCATIVA Y ELECTRICA DE YUCATÁN
 Estado Analítico del Ejercicio del Presupuesto de Egresos
 Gasto por Categoría Programática
 Del 1o. de Septiembre al 30 de Septiembre de 2020
 (Pesos)

| Concepto | Aprobado 1 | Ampliaciones/ (Reducciones) 2 | Modificado 3 = (1 + 2) | Devengado 4 | Pagado 5 | Subejercicio 6 = (3 - 4) |
|--|-----------------------|-------------------------------------|---------------------------|------------------------|------------------------|-----------------------------|
| Programas | \$3,114,344.00 | \$91,261,310.18 | \$94,375,654.18 | \$33,907,654.33 | \$29,461,355.78 | \$60,467,999.85 |
| Subsidio Sector Social y Privado o Entidades Federativas y Municipios | \$674,505.00 | \$0.00 | \$674,505.00 | \$0.00 | \$0.00 | \$674,505.00 |
| Sujetos a Reglas de Operación | \$674,505.00 | \$0.00 | \$674,505.00 | \$0.00 | \$0.00 | \$674,505.00 |
| Otros Subsidios | \$0.00 | \$0.00 | \$0.00 | \$0.00 | \$0.00 | \$0.00 |
| Desempeño de Las Funciones | \$1,616,106.00 | \$90,155,452.18 | \$91,771,558.18 | \$33,133,270.29 | \$28,686,971.42 | \$58,638,287.89 |
| Prestación de Servicios Públicos | \$1,616,106.00 | \$3,548,881.00 | \$5,164,987.00 | \$2,390,880.82 | \$2,390,880.82 | \$2,774,106.18 |
| Provisión de Bienes Públicos | \$0.00 | \$0.00 | \$0.00 | \$0.00 | \$0.00 | \$0.00 |
| Planeación, Seguimiento y Evaluación de Políticas Públicas | \$0.00 | \$0.00 | \$0.00 | \$0.00 | \$0.00 | \$0.00 |
| Promoción y Fomento | \$0.00 | \$0.00 | \$0.00 | \$0.00 | \$0.00 | \$0.00 |
| Regulación y Supervisión | \$0.00 | \$0.00 | \$0.00 | \$0.00 | \$0.00 | \$0.00 |
| Funciones de Las Fuerzas Armadas (Únicamente Gobierno Federal) | \$0.00 | \$0.00 | \$0.00 | \$0.00 | \$0.00 | \$0.00 |
| Específicos | \$0.00 | \$0.00 | \$0.00 | \$0.00 | \$0.00 | \$0.00 |
| Proyectos de Inversión | \$0.00 | \$86,606,571.18 | \$86,606,571.18 | \$30,742,389.47 | \$26,296,090.60 | \$55,864,181.71 |
| Administrativos y de Apoyo | \$823,733.00 | \$1,105,858.00 | \$1,929,591.00 | \$774,384.04 | \$774,384.36 | \$1,155,206.96 |
| Apoyo al Proceso Presupuestario y para Mejorar la Eficiencia Institucion: | \$823,733.00 | \$1,105,858.00 | \$1,929,591.00 | \$774,384.04 | \$774,384.36 | \$1,155,206.96 |
| Apoyo a la Función Pública y al Mejoramiento de la Gestión | \$0.00 | \$0.00 | \$0.00 | \$0.00 | \$0.00 | \$0.00 |
| Operaciones Ajenas | \$0.00 | \$0.00 | \$0.00 | \$0.00 | \$0.00 | \$0.00 |
| Compromisos | \$0.00 | \$0.00 | \$0.00 | \$0.00 | \$0.00 | \$0.00 |
| Obligaciones de Cumplimiento de Resolución Jurisdiccional | \$0.00 | \$0.00 | \$0.00 | \$0.00 | \$0.00 | \$0.00 |
| Desastres Naturales | \$0.00 | \$0.00 | \$0.00 | \$0.00 | \$0.00 | \$0.00 |
| Obligaciones | \$0.00 | \$0.00 | \$0.00 | \$0.00 | \$0.00 | \$0.00 |
| Pensiones y Jubilaciones | \$0.00 | \$0.00 | \$0.00 | \$0.00 | \$0.00 | \$0.00 |
| Aportaciones a la Seguridad Social | \$0.00 | \$0.00 | \$0.00 | \$0.00 | \$0.00 | \$0.00 |
| Aportaciones a Fondos de Estabilización | \$0.00 | \$0.00 | \$0.00 | \$0.00 | \$0.00 | \$0.00 |
| Aportaciones a Fondos de Inversión y Reestructura de Pensiones | \$0.00 | \$0.00 | \$0.00 | \$0.00 | \$0.00 | \$0.00 |
| Programas de Gasto Federalizado (Gobierno Federal) | \$0.00 | \$0.00 | \$0.00 | \$0.00 | \$0.00 | \$0.00 |
| Gasto Federalizado | \$0.00 | \$0.00 | \$0.00 | \$0.00 | \$0.00 | \$0.00 |
| Participaciones a Entidades Federativas y Municipios | \$0.00 | \$0.00 | \$0.00 | \$0.00 | \$0.00 | \$0.00 |
| Costo Financiero, Deuda o Apoyos a Deudores y Ahorradores de la Banca | \$0.00 | \$0.00 | \$0.00 | \$0.00 | \$0.00 | \$0.00 |
| Adeudos de Ejercicios Fiscales Anteriores | \$0.00 | \$0.00 | \$0.00 | \$0.00 | \$0.00 | \$0.00 |
| Total del Gasto | \$3,114,344.00 | \$91,261,310.18 | \$94,375,654.18 | \$33,907,654.33 | \$29,461,355.78 | \$60,467,999.85 |

Bajo protesta de decir verdad declaramos que los Estados Financieros y sus Notas son razonablemente correctos y responsabilidad del emisor.

C.P. Francisco Javier Poot Peet
 Jefe Departamento Finanzas

C.P. Francisco Javier Aguilar UC
 Director Administrativo

C. Luis Jorge Montalvo Duarte
 Director General

Cuenta Pública 2020
INSTITUTO PARA EL DESARROLLO Y CERTIFICACIÓN DE LA INFRAESTRUCTURA FÍSICA EDUCATIVA Y ELECTRICA DE YUCATÁN
 Estado Analítico del Ejercicio del Presupuesto de Egresos
 Gasto por Categoría Programática
 Del 1o. de Enero al 30 de Septiembre de 2020
 (Pesos)

| Concepto | Aprobado 1 | Ampliaciones/ (Reducciones) 2 | Modificado 3 = (1 + 2) | Devengado 4 | Pagado 5 | Subejercicio ⁶ 6 = (3 - 4) |
|--|------------------------|-------------------------------------|---------------------------|-------------------------|-------------------------|--|
| Programas | \$49,114,285.00 | \$199,491,742.51 | \$248,606,027.51 | \$165,454,695.93 | \$160,534,807.17 | \$83,151,331.58 |
| Subsidio Sector Social y Privado o Entidades Federativas y Municipios | \$14,500,000.00 | \$7,557,473.12 | \$22,057,473.12 | \$14,725,284.84 | \$15,703,342.44 | \$7,332,188.28 |
| Sujetos a Reglas de Operación | \$14,500,000.00 | \$7,557,473.12 | \$22,057,473.12 | \$14,725,284.84 | \$15,703,342.44 | \$7,332,188.28 |
| Otros Subsidios | \$0.00 | \$0.00 | \$0.00 | \$0.00 | \$0.00 | \$0.00 |
| Desempeño de Las Funciones | \$22,682,652.00 | \$190,093,682.96 | \$212,776,334.96 | \$144,752,863.05 | \$138,922,611.38 | \$68,023,471.91 |
| Prestación de Servicios Públicos | \$22,682,652.00 | \$5,353,300.62 | \$28,035,952.62 | \$16,519,388.66 | \$16,179,556.19 | \$11,516,563.96 |
| Provisión de Bienes Públicos | \$0.00 | \$0.00 | \$0.00 | \$0.00 | \$0.00 | \$0.00 |
| Planeación, Seguimiento y Evaluación de Políticas Públicas | \$0.00 | \$0.00 | \$0.00 | \$0.00 | \$0.00 | \$0.00 |
| Promoción y Fomento | \$0.00 | \$0.00 | \$0.00 | \$0.00 | \$0.00 | \$0.00 |
| Regulación y Supervisión | \$0.00 | \$0.00 | \$0.00 | \$0.00 | \$0.00 | \$0.00 |
| Funciones de Las Fuerzas Armadas (Únicamente Gobierno Federal) | \$0.00 | \$0.00 | \$0.00 | \$0.00 | \$0.00 | \$0.00 |
| Específicos | \$0.00 | \$0.00 | \$0.00 | \$0.00 | \$0.00 | \$0.00 |
| Proyectos de Inversión | \$0.00 | \$184,740,382.34 | \$184,740,382.34 | \$128,233,474.39 | \$122,743,055.19 | \$56,506,907.95 |
| Administrativos y de Apoyo | \$11,931,633.00 | \$1,840,586.43 | \$13,772,219.43 | \$5,976,548.04 | \$5,908,853.35 | \$7,795,671.39 |
| Apoyo al Proceso Presupuestario y para Mejorar la Eficiencia Institucional | \$11,931,633.00 | \$1,840,586.43 | \$13,772,219.43 | \$5,976,548.04 | \$5,908,853.35 | \$7,795,671.39 |
| Apoyo a la Función Pública y al Mejoramiento de la Gestión | \$0.00 | \$0.00 | \$0.00 | \$0.00 | \$0.00 | \$0.00 |
| Operaciones Ajenas | \$0.00 | \$0.00 | \$0.00 | \$0.00 | \$0.00 | \$0.00 |
| Compromisos | \$0.00 | \$0.00 | \$0.00 | \$0.00 | \$0.00 | \$0.00 |
| Obligaciones de Cumplimiento de Resolución Jurisdiccional | \$0.00 | \$0.00 | \$0.00 | \$0.00 | \$0.00 | \$0.00 |
| Desastres Naturales | \$0.00 | \$0.00 | \$0.00 | \$0.00 | \$0.00 | \$0.00 |
| Obligaciones | \$0.00 | \$0.00 | \$0.00 | \$0.00 | \$0.00 | \$0.00 |
| Pensiones y Jubilaciones | \$0.00 | \$0.00 | \$0.00 | \$0.00 | \$0.00 | \$0.00 |
| Aportaciones a la Seguridad Social | \$0.00 | \$0.00 | \$0.00 | \$0.00 | \$0.00 | \$0.00 |
| Aportaciones a Fondos de Estabilización | \$0.00 | \$0.00 | \$0.00 | \$0.00 | \$0.00 | \$0.00 |
| Aportaciones a Fondos de Inversión y Reestructura de Pensiones | \$0.00 | \$0.00 | \$0.00 | \$0.00 | \$0.00 | \$0.00 |
| Programas de Gasto Federalizado (Gobierno Federal) | \$0.00 | \$0.00 | \$0.00 | \$0.00 | \$0.00 | \$0.00 |
| Gasto Federalizado | \$0.00 | \$0.00 | \$0.00 | \$0.00 | \$0.00 | \$0.00 |
| Participaciones a Entidades Federativas y Municipios | \$0.00 | \$0.00 | \$0.00 | \$0.00 | \$0.00 | \$0.00 |
| Costo Financiero, Deuda o Apoyos a Deudores y Ahorradores de la Banca | \$0.00 | \$0.00 | \$0.00 | \$0.00 | \$0.00 | \$0.00 |
| Adeudos de Ejercicios Fiscales Anteriores | \$0.00 | \$0.00 | \$0.00 | \$0.00 | \$0.00 | \$0.00 |
| Total del Gasto | \$49,114,285.00 | \$199,491,742.51 | \$248,606,027.51 | \$165,454,695.93 | \$160,534,807.17 | \$83,151,331.58 |

Bajo protesta de decir verdad declaramos que los Estados Financieros y sus Notas son razonablemente correctos y responsabilidad del emisor.

C.P. Francisco Javier Poot Peet
 Jefe Departamento Finanzas

C.P. Francisco Javier Aguilar UC
 Director Administrativo

C. Luis Jorge Montalvo Duarte
 Director General


Cuenta Pública 2020
INSTITUTO PARA EL DESARROLLO Y CERTIFICACIÓN DE LA INFRAESTRUCTURA FÍSICA EDUCATIVA Y ELECTRICA DE YUCATÁN
Estado Analítico del Ejercicio del Presupuesto de Egresos
Indicadores de Postura Fiscal
Del 1o. de Septiembre al 30 de Septiembre de 2020
(Pesos)

| Concepto | Estimado | Devengado | Pagado |
|--|-----------------------|------------------------|------------------------|
| I. Ingresos Presupuestarios (I=1+2) | \$3,114,344.00 | \$50,434,431.71 | \$50,482,288.71 |
| 1. Ingresos del Gobierno de la Entidad Federativa | \$0.00 | \$0.00 | \$0.00 |
| 2. Ingresos del Sector Paraestatal | \$3,114,344.00 | \$50,434,431.71 | \$50,482,288.71 |
| II. Egresos Presupuestarios (II=3+4) | \$3,114,344.00 | \$33,907,654.33 | \$29,461,355.78 |
| 3. Egresos del Gobierno de la Entidad Federativa | \$0.00 | \$0.00 | \$0.00 |
| 4. Egresos del Sector Paraestatal | \$3,114,344.00 | \$33,907,654.33 | \$29,461,355.78 |
| III. Balance Presupuestario (Superávit o Déficit) (III = I- II) | \$0.00 | \$16,526,777.38 | \$21,020,932.93 |
| Concepto | Estimado | Devengado | Pagado |
| III. Balance Presupuestario (Superávit o Déficit) | \$0.00 | \$16,526,777.38 | \$21,020,932.93 |
| IV. Intereses, Comisiones y Gastos de la Deuda | \$0.00 | \$0.00 | \$0.00 |
| V. Balance Primario (Superávit o Déficit) (V= III- IV) | \$0.00 | \$16,526,777.38 | \$21,020,932.93 |
| Concepto | Estimado | Devengado | Pagado |
| A. Financiamiento | \$0.00 | \$0.00 | \$0.00 |
| B. Amortización de la Deuda | \$0.00 | \$0.00 | \$0.00 |
| C. Endeudamiento ó Desendeudamiento (C = A- B) | \$0.00 | \$0.00 | \$0.00 |

Bajo protesta de decir verdad declaramos que los Estados Financieros y sus Notas son razonablemente correctos y responsabilidad del emisor.


 C.P. Francisco Javier Poot Peet
 Jefe Departamento Finanzas


 C.P. Francisco Javier Aguilar UC
 Director Administrativo


 C. Luis Jorge Montalvo Duarte
 Director General

Cuenta Pública 2020
INSTITUTO PARA EL DESARROLLO Y CERTIFICACIÓN DE LA INFRAESTRUCTURA FÍSICA EDUCATIVA Y ELECTRICA DE YUCATÁN
Estado Analítico del Ejercicio del Presupuesto de Egresos
Indicadores de Postura Fiscal
Del 1o. de Enero al 30 de Septiembre de 2020
(Pesos)

| Concepto | Estimado | Devengado | Pagado |
|--|------------------------|-------------------------|-------------------------|
| I. Ingresos Presupuestarios (I=1+2) | \$49,114,285.00 | \$206,775,950.17 | \$206,307,203.17 |
| 1. Ingresos del Gobierno de la Entidad Federativa | \$0.00 | \$0.00 | \$0.00 |
| 2. Ingresos del Sector Paraestatal | \$49,114,285.00 | \$206,775,950.17 | \$206,307,203.17 |
| II. Egresos Presupuestarios (II=3+4) | \$49,114,285.00 | \$165,454,695.93 | \$160,534,807.17 |
| 3. Egresos del Gobierno de la Entidad Federativa | \$0.00 | \$0.00 | \$0.00 |
| 4. Egresos del Sector Paraestatal | \$49,114,285.00 | \$165,454,695.93 | \$160,534,807.17 |
| III. Balance Presupuestario (Superávit o Déficit) (III = I- II) | \$0.00 | \$41,321,254.24 | \$45,772,396.00 |
| Concepto | Estimado | Devengado | Pagado |
| III. Balance Presupuestario (Superávit o Déficit) | \$0.00 | \$41,321,254.24 | \$45,772,396.00 |
| IV. Intereses, Comisiones y Gastos de la Deuda | \$0.00 | \$0.00 | \$0.00 |
| V. Balance Primario (Superávit o Déficit) (V= III- IV) | \$0.00 | \$41,321,254.24 | \$45,772,396.00 |
| Concepto | Estimado | Devengado | Pagado |
| A. Financiamiento | \$0.00 | \$0.00 | \$0.00 |
| B. Amortización de la Deuda | \$0.00 | \$0.00 | \$0.00 |
| C. Endeudamiento ó Desendeudamiento (C = A- B) | \$0.00 | \$0.00 | \$0.00 |

Bajo protesta de decir verdad declaramos que los Estados Financieros y sus Notas son razonablemente correctos y responsabilidad del emisor.

C.P. Francisco Javier Poot Peet
 Jefe Departamento Finanzas

C.P. Francisco Javier Aguilar UC
 Director Administrativo

C. Luis Jorge Montalvo Duarte
 Director General

| | | |
|---|--|---------------|
| Cuenta Pública 2020 | | |
| Instituto para el Desarrollo y Certificación de la Infraestructra Física Educativa y Electrica de Yucatan | | |
| Conciliación entre los Ingresos Presupuestarios y Contables | | |
| Correspondiente del 01 Setiembre al 30 Setiembre 2020 | | |
| (Cifras en pesos) | | |
| 1. Ingresos Presupuestarios | | 50,434,431.71 |

| | | |
|--|--|---|
| 2. Más ingresos contables no presupuestarios | | - |
| Incremento por variación de inventarios | | |
| Disminución del exceso de estimaciones por pérdida o deterioro u obsolescencia | | |
| Disminución del exceso de provisiones | | |
| Otros ingresos y beneficios varios | | |
| Otros ingresos contables no presupuestarios | | |

| | | |
|--|--|---|
| 3. Menos ingresos presupuestarios no contables | | - |
| Productos de capital | | |
| Aprovechamientos capital | | |
| Ingresos derivados de financiamientos | | |
| Otros Ingresos presupuestarios no contables | | |

| | | |
|---------------------------------------|--|---------------|
| 4. Ingresos Contables (4 = 1 + 2 - 3) | | 41,275,634.58 |
|---------------------------------------|--|---------------|

C.P. Francisco Javier Poot Peet
Jefe Departamento Finanzas

C.P. Francisco Javier Aguilar UC
Director Administrativo

C. Luis Jorge Montalvo Duarte
Director General

Cuenta Pública 2020

Instituto para el Desarrollo y Certificación de la Infraestructura Física Educativa y Eléctrica de Yucatán

Conciliación entre los Ingresos Presupuestarios y Contables

Correspondiente del 01 Enero al 30 Septiembre 2020

(Cifras en pesos)

| | | |
|-----------------------------|--|----------------|
| 1. Ingresos Presupuestarios | | 206,775,950.17 |
|-----------------------------|--|----------------|

| | | |
|--|--|---|
| 2. Más ingresos contables no presupuestarios | | - |
| Incremento por variación de inventarios | | |
| Disminución del exceso de estimaciones por pérdida o deterioro u obsolescencia | | |
| Disminución del exceso de provisiones | | |
| Otros ingresos y beneficios varios | | |
| Otros ingresos contables no presupuestarios | | |

| | | |
|--|--|---|
| 3. Menos ingresos presupuestarios no contables | | - |
| Productos de capital | | |
| Aprovechamientos capital | | |
| Ingresos derivados de financiamientos | | |
| Otros Ingresos presupuestarios no contables | | |

| | | |
|---------------------------------------|--|----------------|
| 4. Ingresos Contables (4 = 1 + 2 - 3) | | 206,775,950.17 |
|---------------------------------------|--|----------------|

C.P. Francisco Javier Poot Peet
Jefe Departamento Finanzas

C.P. Francisco Javier Aguilar UC
Director Administrativo

C. Luis Jorge Montalvo Duarte
Director General

Cuenta Pública 2020

Instituto para el Desarrollo y Certificación de la Infraestructura Física Educativa y Eléctrica de Yucatán

Cconciliación entre los Egresos Presupuestarios y los Gastos Contables
 desde el 01 Septiembre al 30 Septiembre 2020

| | | |
|---------------------------------------|--|---------------|
| 1. Total de egresos (presupuestarios) | | 33,907,654.33 |
|---------------------------------------|--|---------------|

| | | |
|---|---------------|---------------|
| 2. Menos egresos presupuestarios no contables | | 30,742,391.47 |
| Mobiliario y equipo de administración | - | |
| Mobiliario y equipo educacional y recreativo | - | |
| Equipo e instrumental médico y de laboratorio | - | |
| Vehículos y equipo de transporte | - | |
| Equipo de defensa y seguridad | - | |
| Maquinaria, otros equipos y herramientas | - | |
| Activos biológicos | - | |
| Bienes inmuebles | - | |
| Activos intangibles | - | |
| Obra pública en bienes propios | - | |
| Acciones y participaciones de capital | - | |
| Compra de títulos y valores | - | |
| Inversiones en fideicomisos, mandatos y otros análogos | - | |
| Provisiones para contingencias y otras erogaciones especiales | - | |
| Amortización de la deuda pública | - | |
| Adeudos de ejercicios fiscales anteriores (ADEFAS) | - | |
| Otros Egresos Presupuestales No Contables | 30,742,391.47 | |

| | | |
|---|--------------|--------------|
| 3. Más gastos contables no presupuestales | | 3,764,673.78 |
| Estimaciones, depreciaciones, deterioros, obsolescencia y amortizaciones | 509,414.39 | |
| Provisiones | | |
| Disminución de inventarios | | |
| Aumento por insuficiencia de estimaciones por pérdida o deterioro u obsolescencia | - | |
| Aumento por insuficiencia de provisiones | | |
| Otros Gastos | 24.00 | |
| Otros Gastos Contables No Presupuestales | 4,274,063.81 | |

| | | |
|--|--|--------------|
| 4. Total de Gasto Contable (4 = 1 - 2 + 3) | | 6,929,936.64 |
|--|--|--------------|

C.P. Francisco Javier Poot Peet
 Jefe Departamento Finanzas

C.P. Francisco Javier Aguilar UC
 Director Administrativo

C. Luis Jorge Montalvo Duarte
 Director General

Cuenta Pública 2020

Instituto para el Desarrollo y Certificación de la Infraestructura Física Educativa y Eléctrica de Yucatan

Conciliación entre los Egresos Presupuestarios y los Gastos Contables


Correspondiente del 01 Enero al 30 Septiembre 2020

| | | |
|---------------------------------------|--|-------------------|
| 1. Total de egresos (presupuestarios) | | \$ 165,454,696.23 |
|---------------------------------------|--|-------------------|


| | | |
|---|-------------------|--------------------------|
| 2. Menos egresos presupuestarios no contables | | \$ 139,551,305.66 |
| Mobiliario y equipo de administración | \$ - | |
| Mobiliario y equipo educacional y recreativo | \$ - | |
| Equipo e instrumental médico y de laboratorio | \$ - | |
| Vehículos y equipo de transporte | \$ - | |
| Equipo de defensa y seguridad | \$ - | |
| Maquinaria, otros equipos y herramientas | \$ - | |
| Activos biológicos | \$ - | |
| Bienes inmuebles | \$ - | |
| Activos intangibles | \$ - | |
| Obra pública en bienes propios | \$ - | |
| Acciones y participaciones de capital | \$ - | |
| Compra de títulos y valores | \$ - | |
| Inversiones en fideicomisos, mandatos y otros análogos | \$ - | |
| Provisiones para contingencias y otras erogaciones especiales | \$ - | |
| Amortización de la deuda pública | \$ - | |
| Adeudos de ejercicios fiscales anteriores (ADEFAS) | \$ - | |
| Otros Egresos Presupuestales No Contables | \$ 139,551,305.66 | |

| | | |
|---|------------------|-------------------------|
| 3. Más gastos contables no presupuestales | | \$ 26,653,382.72 |
| Estimaciones, depreciaciones, deterioros, obsolescencia y amortizaciones | \$ 574,431.23 | |
| Provisiones | \$ - | |
| Disminución de inventarios | \$ - | |
| Aumento por insuficiencia de estimaciones por pérdida o deterioro u obsolescencia | \$ - | |
| Aumento por insuficiencia de provisiones | \$ - | |
| Otros Gastos | \$ 2,592.49 | |
| Otros Gastos Contables No Presupuestales | \$ 26,076,359.00 | |


| | | |
|---|--|-------------------------|
| 4. Total de Gasto Contable (4 = 1 - 2 + 3) | | \$ 52,556,773.29 |
|---|--|-------------------------|



C.P. Francisco Javier Poot Peet
Jefe Departamento Finanzas



C.P. Francisco Javier Aguilar UC
Director Administrativo



C. Luis Jorge Montalvo Duarte
Director General

Instituto para el Desarrollo y Certificación de la Infraestructura Física Educativa y Eléctrica de Yucatán
Indicadores de Resultados
(Formato libre)

Se puede incluir las Matrices de Indicadores para resultados que se tengan, en la que se muestre el resultado obtenido en el Indicador

Del 1 de Septiembre al 30 de Septiembre de 2020

Programa

Presupuestario: 442 Gestión Eficiente de las Instituciones del Sector Social

Dependencia o

Entidad Responsable: INSTITUTO PARA EL DESARROLLO Y CERTIFICACIÓN DE LA INFRAESTRUCTURA FÍSICA EDUCATIVA DE YUCATÁN

Población Objetivo: Áreas del Instituto.

Eje PED: 06 Gestión y Administración Pública

Tema PED: 06.01 Gestión y Administración Pública

Objetivo PED: 06.01.01 Mejorar la eficiencia y la eficacia de la Administración Pública.

Finalidad: 02 Desarrollo Social

Eje: 02.06 Gestión y Administración Pública

Función: 02.06.05 Educación

Subfunción: 02.06.05.06 Otros Servicios Educativos y Actividades Inherentes

Tipo de Programa: M - Apoyo al proceso presupuestario y para mejorar la eficiencia institucional

| Nivel MML | Resumen Narrativo | Numero | Indicador | Formula | Descripcion | Medicion | Linea Base | Meta | Acumulada | |
|-----------|--|-----------|------------------------------------|-----------|---|------------|------------|--------|------------|-----------|
| | | | | | | | | | Programada | Realizada |
| Propósito | El Instituto para el Desarrollo y Certificación de la Infraestructura Física Educativa de Yucatán cuenta con una administración eficiente de recursos para su operación. | 16,321.00 | Porcentaje de presupuesto ejercido | (B/C)*100 | (Total de presupuesto ejercido/Total de presupuesto autorizado)*100 | Trimestral | 100.00 | 100.00 | 10.00 | 10.00 |

C.P. Francisco Javier Poot Peet
Jefe Departamento Finanzas

C.P. Francisco Javier Aguilar UC
Director Administrativo

C. Luis Jorge Montalvo Duarte
Director General

Instituto para el Desarrollo y Certificación de la Infraestructura Física Educativa y Eléctrica de Yucatán
Indicadores de Resultados
 (Formato libre)

Se puede incluir las Matrices de Indicadores para resultados que se tengan, en la que se muestre el resultado obtenido en el Indicador
 Del 1 de Enero al 30 de Septiembre de 2020

Programa Presupuestario: 442 Gestión Eficiente de las Instituciones del Sector Social
 Dependencia o Entidad
 Responsable: INSTITUTO PARA EL DESARROLLO Y CERTIFICACIÓN DE LA INFRAESTRUCTURA FÍSICA EDUCATIVA DE YUCATÁN

Población Objetivo: Áreas del Instituto.
 Eje PED: 06 Gestión y Administración Pública
 Tema PED: 06.01 Gestión y Administración Pública
 Objetivo PED: 06.01.01 Mejorar la eficiencia y la eficacia de la Administración Pública.

Finalidad: 02 Desarrollo Social
 Eje: 02.06 Gestión y Administración Pública
 Función: 02.06.05 Educación
 Subfunción: 02.06.05.06 Otros Servicios Educativos y Actividades Inherentes
 Tipo de Programa: M - Apoyo al proceso presupuestario y para mejorar la eficiencia institucional

| Nivel MML | Resumen Narrativo | Numero | Indicador | Formula | Descripción | Medición | Linea Base | Meta | Acumulada | |
|-----------|--|--------|------------------------------------|-----------|---|------------|------------|--------|------------|-----------|
| | | | | | | | | | Programada | Realizada |
| Proposito | El Instituto para el Desarrollo y Certificación de la Infraestructura Física Educativa de Yucatán cuenta con una administración eficiente de recursos para su operación. | 16,321 | Porcentaje de presupuesto ejercido | (B/C)*100 | (Total de presupuesto ejercido/Total de presupuesto autorizado)*100 | Trimestral | 100.00 | 100.00 | 67.00 | 67.00 |

C.P. Francisco Javier Poot Peet
 Jefe Departamento Finanzas

C.P. Francisco Javier Aguilar UC
 Director Administrativo

C. Luis Jorge Montalvo Duarte
 Director General

Cuenta Pública 2020
 Instituto para el Desarrollo y Certificación de la Infraestructura Física Educativa y Eléctrica de Yucatán
 Endeudamiento Neto
 del 1 de Septiembre al 30 de Septiembre de 2020
 Pesos

| Identificación de Crédito o Instrumento | Colocación A | Amortización B | Endeudamiento Neto C = A - B |
|---|-----------------|-------------------|---------------------------------|
| Créditos Bancarios | N/A | N/A | N/A |
| Total Créditos Bancarios | N/A | N/A | N/A |
| | N/A | N/A | N/A |
| Otros Instrumentos de Deuda | N/A | N/A | N/A |
| Total Otros Instrumentos de Deuda | N/A | N/A | N/A |
| TOTAL | N/A | N/A | N/A |

NO APLICA

Bajo protesta de decir la verdad declaramos que los Estados Financieros y sus notas son razonablemente correctos y responsabilidad del emisor.

C.P. Francisco Javier Poot Peet
 Jefe Departamento Finanzas

C.P. Francisco Javier Aguilar UC
 Director Administrativo

C. Luis Jorge Montalvo Duarte
 Director General

Cuenta Pública 2020
 Instituto para el Desarrollo y Certificación de la Infraestructura Física Educativa y Electrica de Yucatán
 Endeudamiento Neto
 del 1 de Enero al 30 de Septiembre de 2020
 Pesos

| Identificación de Crédito o Instrumento | Colocación A | Amortización B | Endeudamiento Neto C = A - B |
|---|-----------------|-------------------|---------------------------------|
| Créditos Bancarios | N/A | N/A | N/A |
| Total Créditos Bancarios | N/A | N/A | N/A |
| | N/A | N/A | N/A |
| Otros Instrumentos de Deuda | N/A | N/A | N/A |
| Total Otros Instrumentos de Deuda | N/A | N/A | N/A |
| TOTAL | N/A | N/A | N/A |

NO APLICA

Bajo protesta de decir la verdad declaramos que los Estados Financieros y sus notas son razonablemente correctos y responsabilidad del emisor.

C.P. Francisco Javier Poot Peet
 Jefe Departamento Finanzas

C.P. Francisco Javier Aguilar UC
 Director Administrativo


C. Luis Jorge Montalvo Duarte
 Director General

Cuenta Pública 2020
 Instituto para el Desarrollo y Certificación de la Infraestructura Física Educativa Y Electrica de Yucatán
 Intereses de la deuda
 del 1 de Septiembre al 30 de Septiembre de 2020
 Pesos

| Identificación de Crédito o Instrumento | Devengado | Pagado |
|---|------------------|--------|
| Créditos Bancarios | N/A | N/A |
| Total Créditos Bancarios | N/A | N/A |
| Otros Instrumentos de Deuda | N/A | N/A |
| Total Otros Instrumentos de Deuda | N/A | N/A |
| TOTAL | NO APLICA | N/A |

Bajo protesta de decir la verdad declaramos que los Estados Financieros y sus notas son razonablemente correctos y responsabilidad del emisor.


 C.P. Francisco Javier Poot Peet
 Jefe Departamento Finanzas


 C.P. Francisco Javier Aguilar UC
 Director Administrativo


 C. Luis Jorge Montalvo Duarte
 Director General

Cuenta Pública 2020
 Instituto para el Desarrollo y Certificación de la Infraestructura Física Educativa Y Electrica de Yucatán
 Intereses de la deuda
 del 1 de Enero al 30 de Septiembre de 2020
 Pesos

| Identificación de Crédito o Instrumento | Devengado | Pagado |
|--|------------------|--------|
| Créditos Bancarios | N/A | N/A |
| Total Créditos Bancarios | N/A | N/A |
| Otros Instrumentos de Deuda | N/A | N/A |
| Total Otros Instrumentos de Deuda | N/A | N/A |
| TOTAL | NO APLICA | N/A |

Bajo protesta de decir la verdad declaramos que los Estados Financieros y sus notas son razonablemente correctos y responsabilidad del emisor.


 C.P. Francisco Javier Poot Peet
 Jefe Departamento Finanzas


 C.P. Francisco Javier Aguilar UC
 Director Administrativo


 C. Luis Jorge Montalvo Duarte
 Director General

Cuenta Pública 2020

Instituto para el Desarrollo y Certificación de la Infraestructura Física Educativa y Eléctrica de Yucatán.

Programas y Proyectos de Inversión

Del 01 de Septiembre al 30 de septiembre 2020

ESTE INSTITUTO NO CUENTA CON PROGRAMAS Y PROYECTOS DE INVERSIÓN POR LO TANTO NO APLICA PRESENTAR INFORMACIÓN ALGUNA.

NO APLICA

Bajo protesta de decir verdad declaramos que los Estados Financieros y sus notas, son razonablemente correctos y son responsabilidad del emisor.



C.P. Francisco Javier Poot Peet
Jefe Departamento Finanzas



C.P. Francisco Javier Aguilar UC
Director Administrativo



C. Luis Jorge Montalvo Duarte
Director General

Cuenta Pública 2020

Instituto para el Desarrollo y Certificación de la Infraestructura Física Educativa y Eléctrica de Yucatán.


Programas y Proyectos de Inversión

Del 01 de Enero al 30 de Septiembre 2020

ESTE INSTITUTO NO CUENTA CON PROGRAMAS Y PROYECTOS DE INVERSIÓN POR LO TANTO NO APLICA PRESENTAR INFORMACIÓN ALGUNA.

NO APLICA


Bajo protesta de decir verdad declaramos que los Estados Financieros y sus notas, son razonablemente correctos y son responsabilidad del emisor.



C.P. Francisco Javier Poot Peet
Jefe Departamento Finanzas



C.P. Francisco Javier Aguilar UC
Director Administrativo




C. Luis Jorge Montalvo Duarte
Director General


Cuenta Pública 2020

Ente Público: INSTITUTO PARA EL DESARROLLO Y CERTIFICACIÓN DE LA INFRAESTRUCTURA FÍSICA EDUCATIVA Y ELECTRICA DE YUCATÁN.
 Relación de Cuentas Bancarias Productivas Específicas
 Del 1 de Septiembre al 30 de Septiembre de 2020

| Fondo, Programa o Convenio | Datos de la Cuenta Bancaria | |
|----------------------------|-----------------------------|------------------|
| | Institución Bancaria | Número de Cuenta |
| NO APLICA | | |
| | | |
| | | |
| | | |
| | | |
| | | |
| | | |
| | | |
| | | |
| | | |
| | | |
| | | |
| | | |
| | | |
| | | |


 C.P. Francisco Javier Poot Peet
 Jefe Departamento Finanzas


 C.P. Francisco Javier Aguilar UC
 Director Administrativo


 C. Luis Jorge Montalvo Duarte
 Director General

Cuenta Pública 2020

Ente Público: INSTITUTO PARA EL DESARROLLO Y CERTIFICACIÓN DE LA INFRAESTRUCTURA FÍSICA EDUCATIVA Y ELECTRICA DE YUCATÁN.

Relación de Cuentas Bancarias Productivas Especificas

Del 1 de Enero al 30 de Septiembre de 2020

| Fondo, Programa o Convenio | Datos de la Cuenta Bancaria | |
|---|-----------------------------|------------------|
| | Institución Bancaria | Número de Cuenta |
| PARTICIPACIONES FEDERALES 2020 | Banamex | 7015 8256078 |
| RECURSOS PROPIOS 2020 | BBVA Bancomer | 114353498 |
| Pacten 2019-2020 | Scotianbank | 70151383 |
| Fafef 2020 Electrificación | Banamex | 7016 3473753 |
| Incay PSV Mérida-Tetiz | Scotianbank | 25600836205 |
| Fam Basica 2020 | Banamex | 7016 5309136 |
| TEC TIZIMIN FAM SUPERIOR 2020 | Banamex | 7016 6506717 |
| UNIV LA UNO FAM SUPERIOR 2020 | Banamex | 7016 6141093 |
| UNIV TEC METROPOLITANA FAM SUPERIOR 2020 | Banamex | 7016 8431412 |
| UNIV POLITÉCNICA DE YUCATAN SUPERIOR 2020 | Banamex | 7016 7925268 |
| UNIV TEC DEL PONIENTE FAM SUPERIOR 2020 | Banamex | 7016 8830627 |
| UNIV TEC DEL CENTRO FAM SUPERIOR 2020 | Banamex | 7016 7525472 |
| IDEFY-SORIANA | Scotiabank | 25602160403 |
| ESCUELAS DE TIEMPO COMPLETO 2020 | Scotiabank | 25600901388 |
| | | |
| | | |
| | | |
| | | |

C.P. Francisco Javier Poot Peet
Jefe Departamento Finanzas

C.P. Francisco Javier Aguilar UC
Director Administrativo

C. Luis Jorge Montalvo Duarte
Director General

ENTE PUBLICO: INSTITUTO PARA EL DESARROLLO Y CERTIFICACION DE LA INFRAESTRUCTURA FISICA EDUCATIVA Y ELECTRICA DE YUCATAN
 Estado de Situación Financiera Detallado - LDF
 01 DE ENERO AL 30 DE SEPTIEMBRE DE 2020 AL 31 DE DICIEMBRE DE 2019
 (Pesos)

| Concepto (c) | 2020 | 31 DE DICIEMBRE DE 2019 (a) | Concepto (c) | 2020 | 31 DE DICIEMBRE DE 2019 (a) |
|--|-------------------------|-----------------------------|---|-------------------------|-----------------------------|
| ACTIVO | | \$0.00 | PASIVO | | \$0.00 |
| Activo Circulante | \$0.00 | \$0.00 | Activo Circulante | \$0.00 | \$0.00 |
| a. Efectivo y Equivalentes (a=a1+a2+a3+a4+a5+a6+a7) | \$98,592,537.05 | \$88,748,740.89 | a. Cuentas por Pagar a Corto Plazo (a=a1+a2+a3+a4+a5+a6+a7+a8+a9) | \$7,675,108.57 | \$36,068,890.90 |
| a1) Efectivo | \$18,000.00 | \$18,000.00 | a1) Servicios Personales por Pagar a Corto Plazo | \$0.00 | \$2,337.01 |
| a2) Bancos/Tesorería | \$97,219,920.28 | \$86,662,573.99 | a2) Proveedores por Pagar a Corto Plazo | \$461,793.37 | \$13,065,276.40 |
| a3) Bancos/Dependencias y Otros | \$0.00 | \$0.00 | a3) Contratistas por Obras Públicas por Pagar a Corto Plazo | \$4,970,399.72 | \$20,365,595.94 |
| a4) Inversiones Temporales (Hasta 3 meses) | \$0.00 | \$0.00 | a4) Participaciones y Aportaciones por Pagar a Corto Plazo | \$0.00 | \$0.00 |
| a5) Fondos con Afectación Específica | \$0.00 | \$0.00 | a5) Transferencias Otorgadas por Pagar a Corto Plazo | \$0.00 | \$0.00 |
| a6) Depósitos de Fondos de Terceros en Garantía y/o Administración | \$1,354,616.78 | \$2,068,166.90 | a6) Intereses, Comisiones y Otros Gastos de la Deuda Pública por Pagar a Corto Plazo | \$0.00 | \$0.00 |
| a7) Otros Efectivos y Equivalentes | \$0.00 | \$0.00 | a7) Retenciones y Contribuciones por Pagar a Corto Plazo | \$1,565,750.85 | \$1,989,868.62 |
| b. Derechos a Recibir Efectivo o Equivalentes (b=b1+b2+b3+b4+b5+b6+b7) | \$715,156.97 | \$175,012.18 | a8) Devoluciones de la Ley de Ingresos por Pagar a Corto Plazo | \$0.00 | \$0.00 |
| b1) Inversiones Financieras de Corto Plazo | \$0.00 | \$0.00 | a9) Otras Cuentas por Pagar a Corto Plazo | \$677,164.63 | \$645,912.93 |
| b2) Cuentas por Cobrar a Corto Plazo | \$672,130.87 | \$175,010.00 | b. Documentos por Pagar a Corto Plazo (b=b1+b2+b3) | \$0.00 | \$0.00 |
| b3) Deudores Diversos por Cobrar a Corto Plazo | \$43,000.96 | \$1.00 | b1) Documentos Comerciales por Pagar a Corto Plazo | \$0.00 | \$0.00 |
| b4) Ingresos por Recuperar a Corto Plazo | \$25.14 | \$1.18 | b2) Documentos con Contratistas por Obras Públicas por Pagar a Corto Plazo | \$0.00 | \$0.00 |
| b5) Deudores por Anticipos de la Tesorería a Corto Plazo | \$0.00 | \$0.00 | b3) Otros Documentos por Pagar a Corto Plazo | \$0.00 | \$0.00 |
| b6) Préstamos Otorgados a Corto Plazo | \$0.00 | \$0.00 | c. Porción a Corto Plazo de la Deuda Pública (c=c1+c2) | \$0.00 | \$0.00 |
| b7) Otros Derechos a Recibir Efectivo o Equivalentes a Corto Plazo | \$0.00 | \$0.00 | c1) Porción a Corto Plazo de la Deuda Pública | \$0.00 | \$0.00 |
| c. Derechos a Recibir Bienes o Servicios (c=c1+c2+c3+c4+c5) | \$23,074,067.11 | \$12,490,205.42 | c2) Porción a Corto Plazo de Arrendamiento Financiero | \$0.00 | \$0.00 |
| c1) Anticipo a Proveedores por Adquisición de Bienes y Prestación de Servicios a Corto Plazo | \$0.00 | \$0.00 | d. Títulos y Valores a Corto Plazo | \$0.00 | \$0.00 |
| c2) Anticipo a Proveedores por Adquisición de Bienes Inmuebles y Muebles a Corto Plazo | \$0.00 | \$0.00 | e. Pasivos Diferidos a Corto Plazo (e=e1+e2+e3) | \$0.00 | \$0.00 |
| c3) Anticipo a Proveedores por Adquisición de Bienes Intangibles a Corto Plazo | \$0.00 | \$0.00 | e1) Ingresos Cobrados por Adelantado a Corto Plazo | \$0.00 | \$0.00 |
| c4) Anticipo a Contratistas por Obras Públicas a Corto Plazo | \$23,074,067.11 | \$12,490,205.42 | e2) Intereses Cobrados por Adelantado a Corto Plazo | \$0.00 | \$0.00 |
| c5) Otros Derechos a Recibir Bienes o Servicios a Corto Plazo | \$0.00 | \$0.00 | e3) Otros Pasivos Diferidos a Corto Plazo | \$0.00 | \$0.00 |
| d. Inventarios (d=d1+d2+d3+d4+d5) | \$0.00 | \$0.00 | f. Fondos y Bienes de Terceros en Garantía y/o Administración a Corto Plazo | \$387,289,046.98 | \$421,257,290.95 |
| d1) Inventario de Mercancías para Venta | \$0.00 | \$0.00 | f1) Fondos en Garantía a Corto Plazo | \$0.00 | \$0.00 |
| d2) Inventario de Mercancías Terminadas | \$0.00 | \$0.00 | f2) Fondos en Administración a Corto Plazo | \$0.00 | \$0.00 |
| d3) Inventario de Mercancías en Proceso de Elaboración | \$0.00 | \$0.00 | f3) Fondos Contingentes a Corto Plazo | \$0.00 | \$0.00 |
| d4) Inventario de Materias Primas, Materiales y Suministros para Producción | \$0.00 | \$0.00 | f4) Fondos de Fideicomisos, Mandatos y Contratos Análogos a Corto Plazo | \$0.00 | \$0.00 |
| d5) Bienes en Tránsito | \$0.00 | \$0.00 | f5) Otros Fondos de Terceros en Garantía y/o Administración a Corto Plazo | \$387,289,046.98 | \$421,257,290.95 |
| e. Almacenes | \$923,342.68 | \$923,342.68 | f6) Valores y Bienes en Garantía a Corto Plazo | \$0.00 | \$0.00 |
| f. Estimación por Pérdida o Deterioro de Activos Circulantes (f=f1+f2) | \$0.00 | \$0.00 | g. Provisiones a Corto Plazo (g=g1+g2+g3) | \$0.00 | \$0.00 |
| f1) Estimaciones para Cuentas Incobrables por Derechos a Recibir Efectivo o Equ | \$0.00 | \$0.00 | g1) Provisión para Demandas y Juicios a Corto Plazo | \$0.00 | \$0.00 |
| f2) Estimación por Deterioro de Inventarios | \$0.00 | \$0.00 | g2) Provisión para Contingencias a Corto Plazo | \$0.00 | \$0.00 |
| g. Otros Activos Circulantes (g=g1+g2+g3+g4) | \$97,022,435.58 | \$130,434,653.82 | g3) Otras Provisiones a Corto Plazo | \$0.00 | \$0.00 |
| g1) Valores en Garantía | \$199,122.74 | \$199,122.74 | h. Otros Pasivos a Corto Plazo (h=h1+h2+h3) | \$0.00 | \$0.00 |
| g2) Bienes en Garantía (excluye depósitos de fondos) | \$0.00 | \$0.00 | h1) Ingresos por Clasificar | \$0.00 | \$0.00 |
| g3) Bienes Derivados de Embargos, Decomisos, Aseguramientos y Dación en Pag | \$0.00 | \$0.00 | h2) Recaudación por Participar | \$0.00 | \$0.00 |
| g4) Adquisición con Fondos de Terceros | \$96,823,312.84 | \$130,235,531.08 | h3) Otros Pasivos Circulantes | \$0.00 | \$0.00 |
| IA. Total de Activos Circulantes (IA = a + b + c + d + e + f + g) | \$220,327,539.40 | \$232,771,954.99 | IIA. Total de Pasivos Circulantes (IIA = a + b + c + d + e + f + g + h) | \$394,964,155.55 | \$457,326,281.85 |
| Activo No Circulante | \$0.00 | \$0.00 | Pasivo No Circulante | \$0.00 | \$0.00 |
| a. Inversiones Financieras o Largo Plazo | \$0.00 | \$0.00 | a. Cuentas por Pagar a Largo Plazo | \$0.00 | \$0.00 |
| b. Derechos a Recibir Efectivo o Equivalentes a Largo Plazo | \$0.00 | \$0.00 | b. Documentos por Pagar a Largo Plazo | \$0.00 | \$0.00 |
| c. Bienes Inmuebles, Infraestructura y Construcciones en Proceso | \$346,691,590.91 | \$243,436,118.48 | c. Deuda Pública a Largo Plazo | \$0.00 | \$0.00 |
| d. Bienes Muebles | \$6,342,866.51 | \$5,255,409.79 | d. Pasivos Diferidos a Largo Plazo | \$0.00 | \$0.00 |
| e. Activos Intangibles | \$590,616.09 | \$590,616.09 | e. Fondos y Bienes de Terceros en Garantía y/o en Administración a Largo Plazo | \$0.00 | \$0.00 |
| f. Depreciación, Deterioro y Amortización Acumulada de Bienes | -\$4,791,346.38 | -\$4,213,182.35 | f. Provisiones a Largo Plazo | \$0.00 | \$0.00 |
| g. Activos Diferidos | \$0.00 | \$0.00 | IIIB. Total de Pasivos No Circulantes (IIIB = a + b + c + d + e + f) | \$0.00 | \$0.00 |
| h. Estimación por Pérdida o Deterioro de Activos no Circulantes | \$0.00 | \$0.00 | II. Total del Pasivo (II = IIA + IIIB) | \$394,964,155.55 | \$457,326,281.85 |
| i. Otros Activos no Circulantes | \$822,699.01 | \$822,699.01 | HACIENDA PÚBLICA/PATRIMONIO | \$0.00 | \$0.00 |
| IB. Total de Activos No Circulantes (IB = a + b + c + d + e + f + g + h + i) | \$346,656,426.14 | \$245,891,661.02 | IIIA. Hacienda Pública/Patrimonio Contribuido (IIIA = a + b + c) | \$12,710,265.42 | \$12,006,941.49 |
| I. Total del Activo (I = IA + IB) | \$566,983,965.54 | \$478,663,616.01 | a. Aportaciones | \$12,710,265.42 | \$12,006,941.49 |
| | | | b. Donaciones de Capital | \$0.00 | \$0.00 |
| | | | c. Actualización de la Hacienda Pública/Patrimonio | \$0.00 | \$0.00 |
| | | | IIIB. Hacienda Pública/Patrimonio Generado (IIIB = a + b + c + d + e) | \$162,309,544.57 | \$9,330,392.67 |
| | | | a. Resultados del Ejercicio (Ahorro/Desahorro) | \$154,219,176.88 | \$135,682,933.48 |
| | | | b. Resultados de Ejercicios Anteriores | \$46,074,915.03 | -\$93,624,914.93 |
| | | | c. Revalúos | \$0.00 | \$0.00 |
| | | | d. Reservas | \$0.00 | \$0.00 |
| | | | e. Rectificaciones de Resultados de Ejercicios Anteriores | -\$37,984,547.34 | -\$32,727,625.88 |
| | | | IIIC. Exceso o Insuficiencia en la Actualización de la Hacienda Pública/Patrimonio | \$0.00 | \$0.00 |
| | | | a. Resultado por Posición Monetaria | \$0.00 | \$0.00 |
| | | | b. Resultado por Tenencia de Activos no Monetarios | \$0.00 | \$0.00 |
| | | | III. Total Hacienda Pública/Patrimonio (III = IIIA + IIIB + IIIC) | \$175,019,809.99 | \$21,337,334.16 |
| | | | IV. Total del Pasivo y Hacienda Pública/Patrimonio (IV = II + III) | \$569,983,965.54 | \$478,663,616.01 |

Bajo protesta de decir verdad declaramos que los Estados Financieros y sus Notas son razonablemente correctos y responsabilidad del emisor.

C.P. Francisco Javier Poot Peet
Jefe Departamento Finanzas

C.P. Francisco Javier Aguilar UC
Director Administrativo

C. Luis Jorge Martínez Duarte
Director General

ENTE PÚBLICO: INSTITUTO PARA EL DESARROLLO Y CERTIFICACIÓN DE LA INFRAESTRUCTURA FÍSICA EDUCATIVA Y ELÉCTRICA DE YUCATÁN
Balance Presupuestario - LDF
01 DE ENERO AL 30 DE SEPTIEMBRE DE 2020
(PESOS)

| Concepto (c) | Estimado/ Aprobado(d) | Devengado | Recaudado/ Pagado |
|---|-------------------------------|-------------------------|------------------------------|
| A. Ingresos Totales (A = A1+A2+A3) | \$49,114,285.00 | \$206,775,950.17 | \$206,307,203.17 |
| A1. Ingresos de Libre Disposición | \$42,375,283.00 | \$26,148,139.69 | \$25,682,397.46 |
| A2. Transferencias Federales Etiquetadas | \$6,739,002.00 | \$180,627,810.48 | \$180,624,805.71 |
| A3. Financiamiento Neto | \$0.00 | \$0.00 | \$0.00 |
| B. Egresos Presupuestarios (B = B1+B2) | \$49,114,285.00 | \$165,454,695.93 | \$160,534,807.17 |
| B1. Gasto No Etiquetado (sin incluir Amortización de la Deuda Pública) | \$42,375,283.00 | \$25,903,390.57 | \$25,733,996.20 |
| B2. Gasto Etiquetado (sin incluir Amortización de la Deuda Pública) | \$6,739,002.00 | \$139,551,305.36 | \$134,800,810.97 |
| C. Remanentes del Ejercicio Anterior (C = C1 + C2) | \$0.00 | \$49,820,921.21 | \$49,041,092.35 |
| C1. Remanentes de Ingresos de Libre Disposición aplicados en el periodo | \$0.00 | \$193,751.06 | \$193,751.06 |
| C2. Remanentes de Transferencias Federales Etiquetadas aplicados en el periodo | \$0.00 | \$49,627,170.15 | \$48,847,341.29 |
| I. Balance Presupuestario (I = A - B + C) | \$0.00 | \$91,142,175.45 | \$94,813,488.35 |
| II. Balance Presupuestario sin Financiamiento Neto (II = I - A3) | \$0.00 | \$91,142,175.45 | \$94,813,488.35 |
| III. Balance Presupuestario sin Financiamiento Neto y sin Remanentes del Ejercicio Anterior (III = II - C) | \$0.00 | \$41,321,254.24 | \$45,772,396.00 |
| Concepto | Aprobado | Devengado | Pagado |
| E. Intereses, Comisiones y Gastos de la Deuda (E = E1+ E2) | \$0.00 | \$0.00 | \$0.00 |
| E1. Intereses, Comisiones y Gastos de la Deuda con Gasto No Etiquetado | \$0.00 | \$0.00 | \$0.00 |
| E2. Intereses, Comisiones y Gastos de la Deuda con Gasto Etiquetado | \$0.00 | \$0.00 | \$0.00 |
| IV. Balance Primario (IV = III + E) | \$0.00 | \$41,321,254.24 | \$45,772,396.00 |
| Concepto | Estimado/ Aprobado | Devengado | Pagado Recaudado/ |
| F. Financiamiento (F = F1 + F2) | \$0.00 | \$0.00 | \$0.00 |
| F1. Financiamiento con Fuente de Pago de Ingresos de Libre Disposición | \$0.00 | \$0.00 | \$0.00 |
| F2. Financiamiento con Fuente de Pago de Transferencias Federales Etiquetadas | \$0.00 | \$0.00 | \$0.00 |
| G. Amortización de la Deuda (G = G1 + G2) | \$0.00 | \$0.00 | \$0.00 |
| G1. Amortización de la Deuda Pública con Gasto No Etiquetado | \$0.00 | \$0.00 | \$0.00 |
| G2. Amortización de la Deuda Pública con Gasto Etiquetado | \$0.00 | \$0.00 | \$0.00 |
| A3. Financiamiento Neto (A3 = F - G) | \$0.00 | \$0.00 | \$0.00 |
| Concepto | Estimado/ Aprobado | Devengado | Recaudado/ Pagado |
| A1. Ingresos de Libre Disposición | \$42,375,283.00 | \$26,148,139.69 | \$25,682,397.46 |
| A3.1 Financiamiento Neto con Fuente de Pago de Ingresos de Libre Disposición (A3.1 = F1 - G1) | \$0.00 | \$0.00 | \$0.00 |
| F1. Financiamiento con Fuente de Pago de Ingresos de Libre Disposición | \$0.00 | \$0.00 | \$0.00 |
| G1. Amortización de la Deuda Pública con Gasto No Etiquetado | \$0.00 | \$0.00 | \$0.00 |
| B1. Gasto No Etiquetado (sin incluir Amortización de la Deuda Pública) | \$42,375,283.00 | \$25,903,390.57 | \$25,733,996.20 |
| C1. Remanentes de Ingresos de Libre Disposición aplicados en el periodo | \$0.00 | \$193,751.06 | \$193,751.06 |
| V. Balance Presupuestario de Recursos Disponibles (V = A1 + A3.1 - B1 + C1) | \$0.00 | \$438,500.18 | \$142,152.32 |
| VI. Balance Presupuestario de Recursos Disponibles sin Financiamiento Neto (VI = V - A3.1) | \$0.00 | \$438,500.18 | \$142,152.32 |
| Concepto | Estimado/ Aprobado | Devengado | Recaudado/ Pagado |
| A2. Transferencias Federales Etiquetadas | \$6,739,002.00 | \$180,627,810.48 | \$180,624,805.71 |
| A3.2 Financiamiento Neto con Fuente de Pago de Transferencias Federales Etiquetadas (A3.2 = F2 - G2) | \$0.00 | \$0.00 | \$0.00 |
| F2. Financiamiento con Fuente de Pago de Transferencias Federales Etiquetadas | \$0.00 | \$0.00 | \$0.00 |
| G2. Amortización de la Deuda Pública con Gasto Etiquetado | \$0.00 | \$0.00 | \$0.00 |
| B2. Gasto Etiquetado (sin incluir Amortización de la Deuda Pública) | \$6,739,002.00 | \$139,551,305.36 | \$134,800,810.97 |
| C2. Remanentes de Transferencias Federales Etiquetadas aplicados en el periodo | \$0.00 | \$49,627,170.15 | \$48,847,341.29 |
| VII. Balance Presupuestario de Recursos Etiquetados (VII = A2 + A3.2 - B2 + C2) | \$0.00 | \$90,703,675.27 | \$94,671,336.03 |
| VIII. Balance Presupuestario de Recursos Etiquetados sin Financiamiento Neto (VIII = VII - A3.2) | \$0.00 | \$90,703,675.27 | \$94,671,336.03 |

Bajo protesta de decir verdad declaramos que los Estados Financieros y sus Notas son razonablemente correctos y responsabilidad del emisor.

C.P. Francisco Javier Poot Peet
Jefe Departamento Finanzas


C.P. Francisco Javier Aguilar UC
Director Administrativo

C. Luis Jorge Montalvo Duarte
Director General

ENTE PÚBLICO: INSTITUTO PARA EL DESARROLLO Y CERTIFICACIÓN DE LA INFRAESTRUCTURA FÍSICA EDUCATIVA Y ELECTRICA DE YUCATÁN
Estado Analítico de Ingresos Detallado - LDF
01 DE ENERO AL 30 DE SEPTIEMBRE DE 2020
(PESOS)

| Concepto (c) | Estimado (d) | Ampliaciones/ (Reducciones) | Ingreso Modificado | Devengado | Recaudado | Diferencia (e) |
|---|------------------------|--------------------------------|-------------------------|-------------------------|-------------------------|-------------------------|
| b1) Convenios de Protección Social en Salud | \$0.00 | \$0.00 | \$0.00 | \$0.00 | \$0.00 | \$0.00 |
| b2) Convenios de Descentralización | \$0.00 | \$0.00 | \$0.00 | \$0.00 | \$0.00 | \$0.00 |
| b3) Convenios de Reasignación | \$0.00 | \$0.00 | \$0.00 | \$0.00 | \$0.00 | \$0.00 |
| b4) Otros Convenios y Subsidios | \$0.00 | \$0.00 | \$0.00 | \$0.00 | \$0.00 | \$0.00 |
| C. Fondos Distintos de Aportaciones (C=c1+c2) | \$0.00 | \$0.00 | \$0.00 | \$0.00 | \$0.00 | \$0.00 |
| c1) Fondo para Entidades Federativas y Municipios Productores de Hidrocarburos | \$0.00 | \$0.00 | \$0.00 | \$0.00 | \$0.00 | \$0.00 |
| c2) Fondo Minero | \$0.00 | \$0.00 | \$0.00 | \$0.00 | \$0.00 | \$0.00 |
| D. Transferencias, Subsidios y Subvenciones, y Pensiones y Jubilaciones | \$6,739,002.00 | \$172,970,820.98 | \$179,709,822.98 | \$180,627,810.48 | \$180,624,805.71 | \$173,885,803.71 |
| E. Otras Transferencias Federales Etiquetadas | \$0.00 | \$0.00 | \$0.00 | \$0.00 | \$0.00 | \$0.00 |
| II. Total de Transferencias Federales Etiquetadas (II = A + B + C + D + E) | \$6,739,002.00 | \$172,970,820.98 | \$179,709,822.98 | \$180,627,810.48 | \$180,624,805.71 | \$173,885,803.71 |
| III. Ingresos Derivados de Financiamientos (III = A) | \$0.00 | \$0.00 | \$0.00 | \$0.00 | \$0.00 | \$0.00 |
| A. Ingresos Derivados de Financiamientos | \$0.00 | \$0.00 | \$0.00 | \$0.00 | \$0.00 | \$0.00 |
| IV. Total de Ingresos (IV = I + II + III) | \$49,114,285.00 | \$176,913,418.14 | \$226,027,703.14 | \$206,775,950.17 | \$206,307,203.17 | \$157,192,918.17 |
| Datos Informativos | \$0.00 | \$0.00 | \$0.00 | \$0.00 | \$0.00 | \$0.00 |
| 1. Ingresos Derivados de Financiamientos con Fuente de Pago de Ingresos de Libre Disposición | \$0.00 | \$0.00 | \$0.00 | \$0.00 | \$0.00 | \$0.00 |
| 2. Ingresos Derivados de Financiamientos con Fuente de Pago de Transferencias Federales Etiquetadas | \$0.00 | \$0.00 | \$0.00 | \$0.00 | \$0.00 | \$0.00 |
| 3. Ingresos Derivados de Financiamientos (3 = 1 + 2) | \$0.00 | \$0.00 | \$0.00 | \$0.00 | \$0.00 | \$0.00 |

Bajo protesta de decir verdad declaramos que los Estados Financieros y sus Notas son razonablemente correctos y responsabilidad del emisor.


C.P. Francisco Javier Poot Peet
Jefe Departamento Finanzas


C.P. Francisco Javier Aguilar UC
Director Administrativo


C. Luis Jorge Montalvo Duarte
Director General

ENTE PÚBLICO: INSTITUTO PARA EL DESARROLLO Y CERTIFICACIÓN DE LA INFRAESTRUCTURA FÍSICA EDUCATIVA Y ELÉCTRICA DE YUCATÁN
 Estado Analítico del Ejercicio del Presupuesto de Egresos Detallado - LDF
 Clasificación por Objeto del Gasto (Capítulo y Concepto)
 01 DE ENERO AL 30 DE SEPTIEMBRE DE 2020
 (PESOS)

| Concepto (I) | Aprobado (G) | Ampliaciones (Reducciones) | Egresos Modificado | Devengado | Pagado | Subejercicio (E) |
|---|-----------------|----------------------------|--------------------|------------------|------------------|------------------|
| b1) Materiales de Administración, Emisión de Documentos y Artículos Oficiales | \$0.00 | \$0.00 | \$0.00 | \$0.00 | \$0.00 | \$0.00 |
| b2) Almonías y Utensilios | \$0.00 | \$0.00 | \$0.00 | \$0.00 | \$0.00 | \$0.00 |
| b3) Materias Primas y Materiales de Producción y Comercialización | \$0.00 | \$0.00 | \$0.00 | \$0.00 | \$0.00 | \$0.00 |
| b4) Materiales y Artículos de Construcción y de Restauración | \$0.00 | \$0.00 | \$0.00 | \$0.00 | \$0.00 | \$0.00 |
| b5) Productos Químicos, Farmacéuticos y de Laboratorio | \$0.00 | \$0.00 | \$0.00 | \$0.00 | \$0.00 | \$0.00 |
| b6) Combustibles, Lubricantes y Aditivos | \$0.00 | \$0.00 | \$0.00 | \$0.00 | \$0.00 | \$0.00 |
| b7) Vestuario, Blancos, Prandas de Protección y Artículos Deportivos | \$0.00 | \$0.00 | \$0.00 | \$0.00 | \$0.00 | \$0.00 |
| b8) Materiales y Suministros Para Seguridad | \$0.00 | \$0.00 | \$0.00 | \$0.00 | \$0.00 | \$0.00 |
| b9) Herramientas, Refacciones y Accesorios Menores | \$0.00 | \$0.00 | \$0.00 | \$0.00 | \$0.00 | \$0.00 |
| C. Servicios Generales (C=C1+C2+C3+C4+C5+C6+C7+C8+C9) | \$0.00 | \$0.00 | \$0.00 | \$0.00 | \$0.00 | \$0.00 |
| c-1) Servicios Básicos | \$0.00 | \$0.00 | \$0.00 | \$0.00 | \$0.00 | \$0.00 |
| c-2) Servicios de Arrendamiento | \$0.00 | \$0.00 | \$0.00 | \$0.00 | \$0.00 | \$0.00 |
| c-3) Servicios Profesionales, Científicos, Técnicos y Otros Servicios | \$0.00 | \$0.00 | \$0.00 | \$0.00 | \$0.00 | \$0.00 |
| c-4) Servicios Financieros, Bancarios y Comerciales | \$0.00 | \$0.00 | \$0.00 | \$0.00 | \$0.00 | \$0.00 |
| c-5) Servicios de Instalación, Reparación, Mantenimiento y Conservación | \$0.00 | \$0.00 | \$0.00 | \$0.00 | \$0.00 | \$0.00 |
| c-6) Servicios de Comunicación Social y Publicidad | \$0.00 | \$0.00 | \$0.00 | \$0.00 | \$0.00 | \$0.00 |
| c-7) Servicios de Traducción e Idiomas | \$0.00 | \$0.00 | \$0.00 | \$0.00 | \$0.00 | \$0.00 |
| c-8) Servicios Oficiales | \$0.00 | \$0.00 | \$0.00 | \$0.00 | \$0.00 | \$0.00 |
| c-9) Otros Servicios Generales | \$0.00 | \$0.00 | \$0.00 | \$0.00 | \$0.00 | \$0.00 |
| D. Transferencias, Asignaciones, Subsidios y Otras Ayudas | \$0.00 | \$0.00 | \$0.00 | \$0.00 | \$0.00 | \$0.00 |
| D(DeC1+D2+D3+D4+D5+D6+D7+D8+D9) | \$0.00 | \$0.00 | \$0.00 | \$0.00 | \$0.00 | \$0.00 |
| d1) Transferencias Internas y Asignaciones al Sector Público | \$0.00 | \$0.00 | \$0.00 | \$0.00 | \$0.00 | \$0.00 |
| d2) Transferencias al Resto del Sector Público | \$0.00 | \$0.00 | \$0.00 | \$0.00 | \$0.00 | \$0.00 |
| d3) Subsidios y Subvenciones | \$0.00 | \$0.00 | \$0.00 | \$0.00 | \$0.00 | \$0.00 |
| d4) Ayudas Sociales | \$0.00 | \$0.00 | \$0.00 | \$0.00 | \$0.00 | \$0.00 |
| d5) Pensiones y Jubilaciones | \$0.00 | \$0.00 | \$0.00 | \$0.00 | \$0.00 | \$0.00 |
| d6) Transferencias a Fideicomisos, Mandatos y Otros Análogos | \$0.00 | \$0.00 | \$0.00 | \$0.00 | \$0.00 | \$0.00 |
| d7) Transferencias a la Seguridad Social | \$0.00 | \$0.00 | \$0.00 | \$0.00 | \$0.00 | \$0.00 |
| d8) Donativos | \$0.00 | \$0.00 | \$0.00 | \$0.00 | \$0.00 | \$0.00 |
| d9) Transferencias al Exterior | \$0.00 | \$0.00 | \$0.00 | \$0.00 | \$0.00 | \$0.00 |
| E. Bienes Muebles, Inmuebles e Intangibles | \$0.00 | \$25,799.98 | \$25,799.98 | \$25,799.97 | \$25,799.97 | \$0.01 |
| E(E=C1+E2+E3+E4+E5+E6+E7+E8+E9) | \$0.00 | \$25,799.98 | \$25,799.98 | \$25,799.97 | \$25,799.97 | \$0.01 |
| e1) Mobiliario y Equipo de Administración | \$0.00 | \$0.00 | \$0.00 | \$0.00 | \$0.00 | \$0.00 |
| e2) Mobiliario y Equipo Educativo y Recreativo | \$0.00 | \$0.00 | \$0.00 | \$0.00 | \$0.00 | \$0.00 |
| e3) Equipo e Instrumental Médico y de Laboratorio | \$0.00 | \$0.00 | \$0.00 | \$0.00 | \$0.00 | \$0.00 |
| e4) Vehículos y Equipo de Transporte | \$0.00 | \$0.00 | \$0.00 | \$0.00 | \$0.00 | \$0.00 |
| e5) Equipo de Defensa y Seguridad | \$0.00 | \$0.00 | \$0.00 | \$0.00 | \$0.00 | \$0.00 |
| e6) Maquinaria, Otros Equipos y Herramientas | \$0.00 | \$0.00 | \$0.00 | \$0.00 | \$0.00 | \$0.00 |
| e7) Activos Biológicos | \$0.00 | \$0.00 | \$0.00 | \$0.00 | \$0.00 | \$0.00 |
| e8) Bienes Inmuebles | \$0.00 | \$0.00 | \$0.00 | \$0.00 | \$0.00 | \$0.00 |
| e9) Activos Intangibles | \$0.00 | \$0.00 | \$0.00 | \$0.00 | \$0.00 | \$0.00 |
| F. Inversión Pública (F=F1+F2+F3) | \$6,739,002.00 | \$195,353,484.56 | \$202,092,486.56 | \$139,526,505.39 | \$134,775,011.00 | \$62,566,981.17 |
| f1) Obra Pública en Bienes de Dominio Público | \$6,739,002.00 | \$195,353,484.56 | \$202,092,486.56 | \$139,526,505.39 | \$134,775,011.00 | \$62,566,981.17 |
| f2) Obra Pública en Bienes Propios | \$0.00 | \$0.00 | \$0.00 | \$0.00 | \$0.00 | \$0.00 |
| f3) Proyectos Productivos y Acciones de Fomento | \$0.00 | \$0.00 | \$0.00 | \$0.00 | \$0.00 | \$0.00 |
| G. Inversiones Financieras y Otras Provisiones (G=G1+G2+G3+G4+G5+G6+G7) | \$0.00 | \$0.00 | \$0.00 | \$0.00 | \$0.00 | \$0.00 |
| g1) Inversiones Para el Fomento de Actividades Productivas | \$0.00 | \$0.00 | \$0.00 | \$0.00 | \$0.00 | \$0.00 |
| g2) Acciones y Participaciones de Capital | \$0.00 | \$0.00 | \$0.00 | \$0.00 | \$0.00 | \$0.00 |
| g3) Compra de Títulos y Valores | \$0.00 | \$0.00 | \$0.00 | \$0.00 | \$0.00 | \$0.00 |
| g4) Concesión de Préstamos | \$0.00 | \$0.00 | \$0.00 | \$0.00 | \$0.00 | \$0.00 |
| g5) Inversiones en Fideicomisos, Mandatos y Otros Análogos Fideicomiso de | \$0.00 | \$0.00 | \$0.00 | \$0.00 | \$0.00 | \$0.00 |
| g6) Inversiones Naturales (Informalivo) | \$0.00 | \$0.00 | \$0.00 | \$0.00 | \$0.00 | \$0.00 |
| g7) Provisiones para Contingencias y Otras Excepciones Especiales | \$0.00 | \$0.00 | \$0.00 | \$0.00 | \$0.00 | \$0.00 |
| H. Participaciones y Aportaciones (H=H1+H2+H3) | \$0.00 | \$0.00 | \$0.00 | \$0.00 | \$0.00 | \$0.00 |
| h1) Participaciones | \$0.00 | \$0.00 | \$0.00 | \$0.00 | \$0.00 | \$0.00 |
| h2) Aportaciones | \$0.00 | \$0.00 | \$0.00 | \$0.00 | \$0.00 | \$0.00 |
| h3) Convenios | \$0.00 | \$0.00 | \$0.00 | \$0.00 | \$0.00 | \$0.00 |
| I. Deuda Pública (I=I1+I2+I3+I4+I5+I6+I7) | \$0.00 | \$0.00 | \$0.00 | \$0.00 | \$0.00 | \$0.00 |
| i1) Amortización de la Deuda Pública | \$0.00 | \$0.00 | \$0.00 | \$0.00 | \$0.00 | \$0.00 |
| i2) Intereses de la Deuda Pública | \$0.00 | \$0.00 | \$0.00 | \$0.00 | \$0.00 | \$0.00 |
| i3) Comisiones de la Deuda Pública | \$0.00 | \$0.00 | \$0.00 | \$0.00 | \$0.00 | \$0.00 |
| i4) Gastos de la Deuda Pública | \$0.00 | \$0.00 | \$0.00 | \$0.00 | \$0.00 | \$0.00 |
| i5) Costos de Cobranza | \$0.00 | \$0.00 | \$0.00 | \$0.00 | \$0.00 | \$0.00 |
| i6) Apoyos Financieros | \$0.00 | \$0.00 | \$0.00 | \$0.00 | \$0.00 | \$0.00 |
| i7) Ayudas de Ejercicios Fiscales Anteriores (ADEFAE) | \$0.00 | \$0.00 | \$0.00 | \$0.00 | \$0.00 | \$0.00 |
| III. Total de Egresos (III = I + II) | \$45,114,285.00 | \$199,491,742.51 | \$248,505,027.51 | \$165,454,695.93 | \$160,534,807.17 | \$83,151,331.58 |

Bajo juramento de veracidad declaramos que los Estados Financieros y sus Notas son razonablemente correctos y responsabilidad del emisor.

C.P. Francisco Javier Poet Poet
 Jefe Departamento Finanzas

C.P. Francisco Javier Aguilar Utrilla
 Director Administrativo

C. Luis Jorge Hernández Duarte
 Director General

ENTE PÚBLICO: INSTITUTO PARA EL DESARROLLO Y CERTIFICACIÓN DE LA INFRAESTRUCTURA FÍSICA EDUCATIVA Y ELECTRICA DE YUCATÁN
 Estado Analítico del Ejercicio del Presupuesto de Egresos Detallado - LDF
 Clasificación Administrativa
 01 DE ENERO AL 30 DE SEPTIEMBRE DE 2020
 (PESOS)

| Concepto (c) | Aprobado (d) | Ampliaciones/ (Reducciones) | Egresos | | | Subejercido (e) |
|--------------------------------------|-----------------|--------------------------------|------------------|------------------|------------------|-----------------|
| | | | Modificado | Devengado | Pagado | |
| I. Gasto No Etiquetado | \$42,375,283.00 | \$4,112,457.97 | \$46,487,740.97 | \$25,903,390.57 | \$25,733,996.20 | \$20,584,350.40 |
| Organismo | \$42,375,283.00 | \$4,112,457.97 | \$46,487,740.97 | \$25,903,390.57 | \$25,733,996.20 | \$20,584,350.40 |
| II. Gasto Etiquetado | \$6,739,002.00 | \$195,379,284.54 | \$202,118,286.54 | \$139,551,305.36 | \$134,800,810.97 | \$62,566,981.18 |
| Organismo | \$6,739,002.00 | \$195,379,284.54 | \$202,118,286.54 | \$139,551,305.36 | \$134,800,810.97 | \$62,566,981.18 |
| III. Total de Egresos (III = I + II) | \$49,114,285.00 | \$199,491,742.51 | \$248,606,027.51 | \$165,454,695.93 | \$160,534,807.17 | \$83,151,331.58 |

Bajo protesta de decir verdad declaramos que los Estados Financieros y sus Notas son razonablemente correctos y responsabilidad del emisor.

C.P. Francisco Javier Poot Peet
 Jefe Departamento Finanzas

C.P. Francisco Javier Aguilar UC
 Director Administrativo

C. Luis Jorge Montalvo Duarte
 Director General

ENTE PÚBLICO: INSTITUTO PARA EL DESARROLLO Y CERTIFICACIÓN DE LA INFRAESTRUCTURA FÍSICA EDUCATIVA Y ELÉCTRICA DE YUCATÁN
 Estado Analítico del Ejercicio del Presupuesto de Egresos Detallado - LDF
 Clasificación Funcional (Finalidad y Función)
 01 DE ENERO AL 30 DE SEPTIEMBRE DE 2020
 (PESOS)

| Concepto (c) | Egresos | | | | | Subejercicio (e) |
|---|------------------------|------------------------------|-------------------------|-------------------------|-------------------------|------------------------|
| | Aprobado (d) | Ampliaciones/Reducciones (f) | Modificado (g) | Devengado (h) | Pagado (i) | |
| I. Gasto No Eliguetado (I=A+B+C+D) | \$42,376,283.00 | \$4,112,467.97 | \$46,487,749.97 | \$26,903,390.87 | \$26,733,996.20 | \$20,684,360.10 |
| A. Gobierno (A=a1+a2+a3+a4+a5+a6+a7+a8) | \$0.00 | \$0.00 | \$0.00 | \$0.00 | \$0.00 | \$0.00 |
| a1) Legislación | \$0.00 | \$0.00 | \$0.00 | \$0.00 | \$0.00 | \$0.00 |
| a2) Justicia | \$0.00 | \$0.00 | \$0.00 | \$0.00 | \$0.00 | \$0.00 |
| a3) Coordinación de la Política de Gobierno | \$0.00 | \$0.00 | \$0.00 | \$0.00 | \$0.00 | \$0.00 |
| a4) Relaciones Exteriores | \$0.00 | \$0.00 | \$0.00 | \$0.00 | \$0.00 | \$0.00 |
| a5) Asuntos Financieros y Hacendarios | \$0.00 | \$0.00 | \$0.00 | \$0.00 | \$0.00 | \$0.00 |
| a6) Seguridad Nacional | \$0.00 | \$0.00 | \$0.00 | \$0.00 | \$0.00 | \$0.00 |
| a7) Asuntos de Orden Público y de Seguridad Interior | \$0.00 | \$0.00 | \$0.00 | \$0.00 | \$0.00 | \$0.00 |
| a8) Otros Servicios Generales | \$0.00 | \$0.00 | \$0.00 | \$0.00 | \$0.00 | \$0.00 |
| B. Desarrollo Social (B=b1+b2+b3+b4+b5+b6+b7) | \$39,114,286.00 | \$4,112,467.97 | \$43,226,742.97 | \$26,903,390.87 | \$26,733,996.20 | \$17,323,362.10 |
| b1) Protección Ambiental | \$0.00 | \$0.00 | \$0.00 | \$0.00 | \$0.00 | \$0.00 |
| b2) Vivienda y Servicios a la Comunidad | \$0.00 | \$0.00 | \$0.00 | \$0.00 | \$0.00 | \$0.00 |
| b3) Salud | \$0.00 | \$0.00 | \$0.00 | \$0.00 | \$0.00 | \$0.00 |
| b4) Recreación, Cultura y Otras Manifestaciones Sociales | \$0.00 | \$0.00 | \$0.00 | \$0.00 | \$0.00 | \$0.00 |
| b5) Educación | \$27,182,652.00 | \$3,738,526.21 | \$30,921,178.21 | \$19,141,172.99 | \$19,005,651.71 | \$11,780,005.22 |
| b6) Protección Social | \$11,931,633.00 | \$373,931.76 | \$12,305,564.76 | \$6,762,217.88 | \$6,728,144.49 | \$5,543,346.88 |
| b7) Otros Asuntos Sociales | \$0.00 | \$0.00 | \$0.00 | \$0.00 | \$0.00 | \$0.00 |
| C. Desarrollo Económico (C=c1+c2+c3+c4+c5+c6+c7+c8+c9) | \$3,260,998.00 | \$0.00 | \$3,260,998.00 | \$0.00 | \$0.00 | \$3,260,998.00 |
| c1) Asuntos Económicos, Comerciales y Laborales en General | \$0.00 | \$0.00 | \$0.00 | \$0.00 | \$0.00 | \$0.00 |
| c2) Agropecuaria, Silvicultura, Pesca y Caza | \$3,260,998.00 | \$0.00 | \$3,260,998.00 | \$0.00 | \$0.00 | \$3,260,998.00 |
| c3) Combustibles y Energía | \$0.00 | \$0.00 | \$0.00 | \$0.00 | \$0.00 | \$0.00 |
| c4) Minería, Manufacturas y Construcción | \$0.00 | \$0.00 | \$0.00 | \$0.00 | \$0.00 | \$0.00 |
| c5) Transporte | \$0.00 | \$0.00 | \$0.00 | \$0.00 | \$0.00 | \$0.00 |
| c6) Comunicaciones | \$0.00 | \$0.00 | \$0.00 | \$0.00 | \$0.00 | \$0.00 |
| c7) Turismo | \$0.00 | \$0.00 | \$0.00 | \$0.00 | \$0.00 | \$0.00 |
| c8) Ciencia, Tecnología e Innovación | \$0.00 | \$0.00 | \$0.00 | \$0.00 | \$0.00 | \$0.00 |
| c9) Otras Industriales y Otros Asuntos Económicos | \$0.00 | \$0.00 | \$0.00 | \$0.00 | \$0.00 | \$0.00 |
| D. Otras No Clasificadas en Funciones Anteriores (D=d1+d2+d3+d4) | \$0.00 | \$0.00 | \$0.00 | \$0.00 | \$0.00 | \$0.00 |
| d1) Transacciones de la Deuda Pública / Costo Financiero de la Deuda | \$0.00 | \$0.00 | \$0.00 | \$0.00 | \$0.00 | \$0.00 |
| d2) Transferencias, Participaciones y Aportaciones Entre Diferentes Niveles y Ordenes de Gobierno | \$0.00 | \$0.00 | \$0.00 | \$0.00 | \$0.00 | \$0.00 |
| d3) saneamiento del Sistema Financiero | \$0.00 | \$0.00 | \$0.00 | \$0.00 | \$0.00 | \$0.00 |
| d4) Adeudos de Ejercicios Fiscales Anteriores | \$0.00 | \$0.00 | \$0.00 | \$0.00 | \$0.00 | \$0.00 |
| II. Gasto Eliguetado (II=A+B+C+D) | \$6,739,002.00 | \$195,379,284.64 | \$202,118,286.64 | \$139,661,306.06 | \$134,800,810.97 | \$62,666,981.48 |
| A. Gobierno (A=a1+a2+a3+a4+a5+a6+a7+a8) | \$0.00 | \$0.00 | \$0.00 | \$0.00 | \$0.00 | \$0.00 |
| a1) Legislación | \$0.00 | \$0.00 | \$0.00 | \$0.00 | \$0.00 | \$0.00 |
| a2) Justicia | \$0.00 | \$0.00 | \$0.00 | \$0.00 | \$0.00 | \$0.00 |
| a3) Coordinación de la Política de Gobierno | \$0.00 | \$0.00 | \$0.00 | \$0.00 | \$0.00 | \$0.00 |
| a4) Relaciones Exteriores | \$0.00 | \$0.00 | \$0.00 | \$0.00 | \$0.00 | \$0.00 |
| a5) Asuntos Financieros y Hacendarios | \$0.00 | \$0.00 | \$0.00 | \$0.00 | \$0.00 | \$0.00 |
| a6) Seguridad Nacional | \$0.00 | \$0.00 | \$0.00 | \$0.00 | \$0.00 | \$0.00 |
| a7) Asuntos de Orden Público y de Seguridad Interior | \$0.00 | \$0.00 | \$0.00 | \$0.00 | \$0.00 | \$0.00 |
| a8) Otros Servicios Generales | \$0.00 | \$0.00 | \$0.00 | \$0.00 | \$0.00 | \$0.00 |
| B. Desarrollo Social (B=b1+b2+b3+b4+b5+b6+b7) | \$0.00 | \$195,379,284.64 | \$195,379,284.64 | \$132,812,303.06 | \$128,061,808.97 | \$62,666,981.48 |
| b1) Protección Ambiental | \$0.00 | \$0.00 | \$0.00 | \$0.00 | \$0.00 | \$0.00 |
| b2) Vivienda y Servicios a la Comunidad | \$0.00 | \$0.00 | \$0.00 | \$0.00 | \$0.00 | \$0.00 |
| b3) Salud | \$0.00 | \$0.00 | \$0.00 | \$0.00 | \$0.00 | \$0.00 |
| b4) Recreación, Cultura y Otras Manifestaciones Sociales | \$0.00 | \$0.00 | \$0.00 | \$0.00 | \$0.00 | \$0.00 |
| b5) Educación | \$0.00 | \$195,379,284.64 | \$195,379,284.64 | \$132,812,303.06 | \$128,061,808.97 | \$62,666,981.48 |
| b6) Protección Social | \$0.00 | \$0.00 | \$0.00 | \$0.00 | \$0.00 | \$0.00 |
| b7) Otros Asuntos Sociales | \$0.00 | \$0.00 | \$0.00 | \$0.00 | \$0.00 | \$0.00 |
| C. Desarrollo Económico (C=c1+c2+c3+c4+c5+c6+c7+c8+c9) | \$6,739,002.00 | \$0.00 | \$6,739,002.00 | \$6,739,002.00 | \$6,739,002.00 | \$0.00 |
| c1) Asuntos Económicos, Comerciales y Laborales en General | \$0.00 | \$0.00 | \$0.00 | \$0.00 | \$0.00 | \$0.00 |
| c2) Agropecuaria, Silvicultura, Pesca y Caza | \$6,739,002.00 | \$0.00 | \$6,739,002.00 | \$6,739,002.00 | \$6,739,002.00 | \$0.00 |
| c3) Combustibles y Energía | \$0.00 | \$0.00 | \$0.00 | \$0.00 | \$0.00 | \$0.00 |
| c4) Minería, Manufacturas y Construcción | \$0.00 | \$0.00 | \$0.00 | \$0.00 | \$0.00 | \$0.00 |
| c5) Transporte | \$0.00 | \$0.00 | \$0.00 | \$0.00 | \$0.00 | \$0.00 |
| c6) Comunicaciones | \$0.00 | \$0.00 | \$0.00 | \$0.00 | \$0.00 | \$0.00 |
| c7) Turismo | \$0.00 | \$0.00 | \$0.00 | \$0.00 | \$0.00 | \$0.00 |
| c8) Ciencia, Tecnología e Innovación | \$0.00 | \$0.00 | \$0.00 | \$0.00 | \$0.00 | \$0.00 |
| c9) Otras Industriales y Otros Asuntos Económicos | \$0.00 | \$0.00 | \$0.00 | \$0.00 | \$0.00 | \$0.00 |
| D. Otras No Clasificadas en Funciones Anteriores (D=d1+d2+d3+d4) | \$0.00 | \$0.00 | \$0.00 | \$0.00 | \$0.00 | \$0.00 |
| d1) Transacciones de la Deuda Pública / Costo Financiero de la Deuda | \$0.00 | \$0.00 | \$0.00 | \$0.00 | \$0.00 | \$0.00 |
| d2) Transferencias, Participaciones y Aportaciones Entre Diferentes Niveles y Ordenes de Gobierno | \$0.00 | \$0.00 | \$0.00 | \$0.00 | \$0.00 | \$0.00 |
| d3) saneamiento del Sistema Financiero | \$0.00 | \$0.00 | \$0.00 | \$0.00 | \$0.00 | \$0.00 |
| d4) Adeudos de Ejercicios Fiscales Anteriores | \$0.00 | \$0.00 | \$0.00 | \$0.00 | \$0.00 | \$0.00 |
| III. Totales de Egresos (III = I + II) | \$49,114,285.00 | \$199,491,742.61 | \$248,606,027.61 | \$186,454,696.93 | \$169,534,807.17 | \$83,161,331.58 |

Bajo protesta de decir verdad declaramos que los Estados Financieros y sus Notas son razonablemente correctos y responsabilidad del emisor.

C.P. Francisco Javier Post Preet
 Jefe Departamento Finanzas

C.P. Francisco Javier Aguilar
 Director Administrativo

C. Luis Jorge Quintalvo Duarte
 Director General

ENTE PÚBLICO: INSTITUTO PARA EL DESARROLLO Y CERTIFICACIÓN DE LA INFRAESTRUCTURA FÍSICA EDUCATIVA Y ELECTRICA DE YUCATÁN
 Estado Analítico del Ejercicio del Presupuesto de Egresos Detallado - LDF
 Clasificación de Servicios Personales por Categoría
 01 DE ENERO AL 30 DE SEPTIEMBRE DE 2020
 (PESOS)

| Concepto (c) | Aprobado (d) | Ampliaciones/ (Reducciones) | Egresos | | Pagado | Subejercido (e) |
|--|------------------------|--------------------------------|------------------------|------------------------|------------------------|------------------------|
| | | | Modificado | | | |
| I. Gasto No Etiquetado (I=A+B+C+D+E+F) | \$26,926,527.00 | \$1,353,000.00 | \$28,279,527.00 | \$18,276,589.41 | \$18,191,388.88 | \$10,002,937.59 |
| A. Personal Administrativo y de Servicio Público | \$26,926,527.00 | \$1,353,000.00 | \$28,279,527.00 | \$18,276,589.41 | \$18,191,388.88 | \$10,002,937.59 |
| B. Magisterio | \$0.00 | \$0.00 | \$0.00 | \$0.00 | \$0.00 | \$0.00 |
| C. Servicios de Salud (C=c1+c2) | \$0.00 | \$0.00 | \$0.00 | \$0.00 | \$0.00 | \$0.00 |
| c1) Personal Administrativo | \$0.00 | \$0.00 | \$0.00 | \$0.00 | \$0.00 | \$0.00 |
| c2) Personal Médico, Paramédico y afin | \$0.00 | \$0.00 | \$0.00 | \$0.00 | \$0.00 | \$0.00 |
| D. Seguridad Pública | \$0.00 | \$0.00 | \$0.00 | \$0.00 | \$0.00 | \$0.00 |
| E. Gastos asociados a la implementación de nuevas leyes federales o reformas a las mismas (E = e1 + e2) | \$0.00 | \$0.00 | \$0.00 | \$0.00 | \$0.00 | \$0.00 |
| e1) Nombre del Programa o Ley 1 | \$0.00 | \$0.00 | \$0.00 | \$0.00 | \$0.00 | \$0.00 |
| e2) Nombre del Programa o Ley 2 | \$0.00 | \$0.00 | \$0.00 | \$0.00 | \$0.00 | \$0.00 |
| F. Sentencias laborales definitivas | \$0.00 | \$0.00 | \$0.00 | \$0.00 | \$0.00 | \$0.00 |
| II. Gasto Etiquetado (II=A+B+C+D+E+F) | \$0.00 | \$0.00 | \$0.00 | \$0.00 | \$0.00 | \$0.00 |
| A. Personal Administrativo y de Servicio Público | \$0.00 | \$0.00 | \$0.00 | \$0.00 | \$0.00 | \$0.00 |
| B. Magisterio | \$0.00 | \$0.00 | \$0.00 | \$0.00 | \$0.00 | \$0.00 |
| C. Servicios de Salud (C=c1+c2) | \$0.00 | \$0.00 | \$0.00 | \$0.00 | \$0.00 | \$0.00 |
| c1) Personal Administrativo | \$0.00 | \$0.00 | \$0.00 | \$0.00 | \$0.00 | \$0.00 |
| c2) Personal Médico, Paramédico y afin | \$0.00 | \$0.00 | \$0.00 | \$0.00 | \$0.00 | \$0.00 |
| D. Seguridad Pública | \$0.00 | \$0.00 | \$0.00 | \$0.00 | \$0.00 | \$0.00 |
| E. Gastos asociados a la implementación de nuevas leyes federales o reformas a las mismas (E = e1 + e2) | \$0.00 | \$0.00 | \$0.00 | \$0.00 | \$0.00 | \$0.00 |
| e1) Nombre del Programa o Ley 1 | \$0.00 | \$0.00 | \$0.00 | \$0.00 | \$0.00 | \$0.00 |
| e2) Nombre del Programa o Ley 2 | \$0.00 | \$0.00 | \$0.00 | \$0.00 | \$0.00 | \$0.00 |
| F. Sentencias laborales definitivas | \$0.00 | \$0.00 | \$0.00 | \$0.00 | \$0.00 | \$0.00 |
| III. Total del Gasto en Servicios Personales (III = I + II) | \$26,926,527.00 | \$1,353,000.00 | \$28,279,527.00 | \$18,276,589.41 | \$18,191,388.88 | \$10,002,937.59 |

Bajo protesta de decir verdad declaramos que los Estados Financieros y sus Notas son razonablemente correctos y responsabilidad del emisor.

C.P. Francisco Javier Poot Peet
 Jefe Departamento Finanzas

C.P. Francisco Javier Aguilar UC
 Director Administrativo

C. Luis Jorge Montalvo Duarte
 Director General

ENTE PÚBLICO: INSTITUTO PARA EL DESARROLLO Y CERTIFICACIÓN DE LA INFRAESTRUCTURA FÍSICA EDUCATIVA Y ELECTRICA DE YUCATÁN
Resultados de Ingresos - LDF
01 DE ENERO AL 30 DE SEPTIEMBRE DE 2020
(PESOS)

| Concepto (b) | 2015 | 2016 | 2017 | 2018 | 2019 | 2020 |
|---|-------------------------|-------------------------|-------------------------|-------------------------|-------------------------|-------------------------|
| 1. Ingresos de Libre Disposición (1=A+B+C+D+E+F+G+H+I+J+K+L) | \$29,279,928.76 | \$38,432,678.95 | \$30,171,721.17 | \$28,534,697.00 | \$39,073,165.26 | \$40,437,589.99 |
| A. Impuestos | \$0.00 | \$0.00 | \$0.00 | \$0.00 | \$0.00 | \$0.00 |
| B. Cuotas y Aportaciones de Seguridad Social | \$0.00 | \$0.00 | \$0.00 | \$0.00 | \$0.00 | \$0.00 |
| C. Contribuciones de Mejoras | \$0.00 | \$0.00 | \$0.00 | \$0.00 | \$0.00 | \$0.00 |
| D. Derechos | \$0.00 | \$0.00 | \$0.00 | \$0.00 | \$0.00 | \$0.00 |
| E. Productos | \$0.00 | \$0.00 | \$0.00 | \$0.00 | \$490,251.02 | \$42,378.81 |
| F. Aprovechamientos | \$0.00 | \$0.00 | \$0.00 | \$0.00 | \$0.00 | \$0.00 |
| G. Ingresos por Ventas de Bienes y Prestación de Servicios | \$1,489,313.76 | \$972,558.95 | \$546,655.17 | \$313,738.00 | \$1,713,431.30 | \$2,656,580.35 |
| H. Participaciones | \$0.00 | \$0.00 | \$0.00 | \$0.00 | \$0.00 | \$0.00 |
| I. Incentivos Derivados de la Colaboración Fiscal | \$0.00 | \$0.00 | \$0.00 | \$0.00 | \$0.00 | \$0.00 |
| J. Transferencias y Asignaciones | \$27,790,615.00 | \$37,460,120.00 | \$29,625,066.00 | \$28,220,959.00 | \$36,869,482.94 | \$37,738,630.83 |
| K. Convenios | \$0.00 | \$0.00 | \$0.00 | \$0.00 | \$0.00 | \$0.00 |
| L. Otros Ingresos de Libre Disposición | \$0.00 | \$0.00 | \$0.00 | \$0.00 | \$0.00 | \$0.00 |
| 2. Transferencias Federales Etiquetadas (2=A+B+C+D+E) | \$339,686,984.05 | \$210,009,236.83 | \$205,960,584.16 | \$204,581,752.42 | \$296,387,478.51 | \$253,518,376.60 |
| A. Aportaciones | \$0.00 | \$0.00 | \$0.00 | \$0.00 | \$0.00 | \$0.00 |
| B. Convenios | \$0.00 | \$19,204,722.95 | \$12,127,215.65 | \$4,144,352.25 | \$1,100,870.05 | \$0.00 |
| C. Fondos Distintos de Aportaciones | \$0.00 | \$0.00 | \$0.00 | \$0.00 | \$0.00 | \$0.00 |
| D. Transferencias, Asignaciones, Subsidios y Subvenciones, y Pensiones y Jubilaciones | \$339,686,984.05 | \$190,804,513.88 | \$193,833,368.51 | \$200,437,400.17 | \$295,286,608.46 | \$253,518,376.60 |
| E. Otras Transferencias Federales Etiquetadas | \$0.00 | \$0.00 | \$0.00 | \$0.00 | \$0.00 | \$0.00 |
| 3. Ingresos Derivados de Financiamientos (3=A) | \$0.00 | \$0.00 | \$0.00 | \$0.00 | \$0.00 | \$0.00 |
| A. Ingresos Derivados de Financiamientos | \$0.00 | \$0.00 | \$0.00 | \$0.00 | \$0.00 | \$0.00 |
| 4. Total de Resultados de Ingresos (4=1+2+3) | \$368,966,912.81 | \$248,441,915.78 | \$236,132,305.33 | \$233,116,449.42 | \$335,460,643.77 | \$293,955,966.59 |
| Datos Informativos | \$0.00 | \$0.00 | \$0.00 | \$0.00 | \$0.00 | \$0.00 |
| 1. Ingresos Derivados de Financiamientos con Fuente de Pago de Recursos de Libre Disposición | \$0.00 | \$0.00 | \$0.00 | \$0.00 | \$0.00 | \$0.00 |
| 2. Ingresos derivados de Financiamientos con Fuente de Pago de Transferencias Federales Etiquetadas | \$0.00 | \$0.00 | \$0.00 | \$0.00 | \$0.00 | \$0.00 |
| 3. Ingresos Derivados de Financiamiento (3 = 1 + 2) | \$0.00 | \$0.00 | \$0.00 | \$0.00 | \$0.00 | \$0.00 |

Bajo protesta de decir verdad declaramos que los Estados Financieros y sus Notas son razonablemente correctos y responsabilidad del emisor.

C.P. Francisco Javier Poot Peet
Jefe Departamento Finanzas

C.P. Francisco Javier Aguilar UC
Director Administrativo

C. Luis Jorge Montalvo Duarte
Director General

ENTE PÚBLICO: INSTITUTO PARA EL DESARROLLO Y CERTIFICACIÓN DE LA INFRAESTRUCTURA FÍSICA EDUCATIVA Y ELECTRICA DE YUCATÁN
Resultados de Egresos - LDF
01 DE ENERO AL 30 DE SEPTIEMBRE DE 2020
(PESOS)

| Concepto (b) | 2015 | 2016 | 2017 | 2018 | 2019 | 2020 |
|---|-------------------------|-------------------------|-------------------------|-------------------------|-------------------------|-------------------------|
| 1. Gasto No Etiquetado (1=A+B+C+D+E+F+G+H+I) | \$28,818,004.55 | \$31,887,591.46 | \$35,862,918.46 | \$28,089,966.05 | \$35,868,525.73 | \$40,978,583.42 |
| A. Servicios Personales | \$21,685,511.78 | \$21,360,094.65 | \$22,684,473.81 | \$22,618,583.93 | \$24,379,320.34 | \$31,729,665.82 |
| B. Materiales y Suministros | \$1,892,141.30 | \$2,337,344.81 | \$3,014,707.27 | \$900,138.08 | \$5,825,276.87 | \$4,463,344.83 |
| C. Servicios Generales | \$4,976,184.34 | \$4,533,455.38 | \$4,107,751.14 | \$4,571,244.04 | \$4,475,840.12 | \$4,785,572.77 |
| D. Transferencias, Asignaciones, Subsidios y Otras Ayudas | \$0.00 | \$0.00 | \$0.00 | \$0.00 | \$0.00 | \$0.00 |
| E. Bienes Muebles, Inmuebles e Intangibles | \$264,167.13 | \$93,612.66 | \$0.00 | \$0.00 | \$146,149.28 | \$0.00 |
| F. Inversión Pública | \$0.00 | \$0.00 | \$0.00 | \$0.00 | \$1,041,939.12 | \$0.00 |
| G. Inversiones Financieras y Otras Provisiones | \$0.00 | \$0.00 | \$54,124.34 | \$0.00 | \$0.00 | \$0.00 |
| H. Participaciones y Aportaciones | \$0.00 | \$3,563,083.96 | \$6,001,861.90 | \$0.00 | \$0.00 | \$0.00 |
| I. Deuda Pública | \$0.00 | \$0.00 | \$0.00 | \$0.00 | \$0.00 | \$0.00 |
| 2. Gasto Etiquetado (2=A+B+C+D+E+F+G+H+I) | \$305,318,720.55 | \$368,992,072.82 | \$250,820,891.75 | \$178,446,353.64 | \$321,837,914.26 | \$218,746,888.90 |
| A. Servicios Personales | \$0.00 | \$0.00 | \$0.00 | \$0.00 | \$0.00 | \$0.00 |
| B. Materiales y Suministros | \$0.00 | \$0.00 | \$0.00 | \$0.00 | \$0.00 | \$0.00 |
| C. Servicios Generales | \$0.00 | \$0.00 | \$0.00 | \$0.00 | \$0.00 | \$0.00 |
| D. Transferencias, Asignaciones, Subsidios y Otras Ayudas | \$0.00 | \$0.00 | \$0.00 | \$0.00 | \$0.00 | \$0.00 |
| E. Bienes Muebles, Inmuebles e Intangibles | \$0.00 | \$0.00 | \$0.00 | \$0.00 | \$0.00 | \$25,799.97 |
| F. Inversión Pública | \$305,318,720.55 | \$368,992,072.82 | \$250,820,891.75 | \$178,446,353.64 | \$321,837,914.26 | \$218,721,088.93 |
| G. Inversiones Financieras y Otras Provisiones | \$0.00 | \$0.00 | \$0.00 | \$0.00 | \$0.00 | \$0.00 |
| H. Participaciones y Aportaciones | \$0.00 | \$0.00 | \$0.00 | \$0.00 | \$0.00 | \$0.00 |
| I. Deuda Pública | \$0.00 | \$0.00 | \$0.00 | \$0.00 | \$0.00 | \$0.00 |
| 3. Total del Resultado de Egresos (3=1+2) | \$334,136,725.10 | \$400,879,664.28 | \$286,683,810.21 | \$206,536,319.69 | \$357,706,439.99 | \$259,725,472.32 |

Bajo protesta de decir verdad declaramos que los Estados Financieros y sus Notas son razonablemente correctos y responsabilidad del emisor.

C.P. Francisco Javier Poot Peet
Jefe Departamento Finanzas

C.P. Francisco Javier Aguilar UC
Director Administrativo

C. Luis Jorge Montalvo Duarte
Director General